

FCC FORM 1240
 UPDATING MAXIMUM PERMITTED RATES FOR REGULATED CABLE SERVICES

Cable Operator:

Name of Cable Operator PARNASSOS, L.P./dba ADELPHIA COMMUNICATIONS CORPORATION		
Mailing Address of Cable Operator MAIN AT WATER STREET		
City COUDERSPORT	State PA	ZIP Code 16915

1. Does this filing involve a single franchise authority and a single community unit? YES NO

		X
--	--	---

If yes, complete the franchise authority information below and enter the associated CUID number here:

NY1224

2. Does this filing involve a single franchise authority but multiple community units? YES NO

X		
---	--	--

If yes, enter the associated CUIDs below and complete the franchise authority information at the bottom of this page:

PUBLIC SERVICE COMMISSION
 RECEIVED
 JAN 16 2001
 FILES
 ALBANY, N.Y.

3. Does this filing involve multiple franchise authorities?

If yes, attach a separate sheet for each franchise authority and include the following franchise authority information with its associated CUID(s):

Franchise Authority Information:

Name of Local Franchising Authority NEW YORK PUBLIC SERVICE COMMISSION		
Mailing Address of Local Franchising Authority 3 EMPIRE STATE PLAZA		
City ALBANY	State NY	ZIP Code 12223-1350
Telephone number	Fax Number	

4. For what purpose is this Form 1240 being filed? Please put an "X" in the appropriate box.

a. Original Form 1240 for Basic Tier	X
b. Amended Form 1240 for Basic Tier	
c. Original Form 1240 for CPS Tier	
d. Amended Form 1240 for CPS Tier	

5. Indicate the one year time period for which you are setting rates (the Projected Period).

	TO		
04/01/01		03/31/02	(mm/yy)

6. Indicate the time period for which you are performing a true-up.

	TO		
05/01/99		12/31/00	(mm/yy)

7. Status of Previous Filing of FCC Form 1240 (enter an "x" in the appropriate box)

	YES	NO
a. Is this the first FCC Form 1240 filed in any jurisdiction?		X
b. Has an FCC Form 1240 been filed previously with the FCC?		X

If yes, enter the date of the most recent filing: (mm/dd/yy)

c. Has an FCC Form 1240 been filed previously with the Franchising Authority?

	YES	NO
	X	

If yes, enter the date of the most recent filing: 04/30/99 (mm/dd/yy)

8. Status of Previous Filing of FCC Form 1210 (enter an "x" in the appropriate box)

a. Has an FCC Form 1210 been previously filed with the FCC?

YES	NO
	X

If yes, enter the date of the most recent filing:

	(mm/dd/yy)
--	------------

b. Has an FCC Form 1210 been previously filed with the Franchising Authority?

YES	NO
X	

If yes, enter the date of the most recent filing:

09/01/95	(mm/dd/yy)
----------	------------

9. Status of FCC Form 1200 Filing (enter an "x" in the appropriate box)

a. Has an FCC Form 1200 been previously filed with the FCC?

YES	NO
	X

If yes, enter the date filed:

	(mm/dd/yy)
--	------------

b. Has an FCC Form 1200 been previously filed with the Franchising Authority?

YES	NO
X	

If yes, enter the date filed:

05/10/95	(mm/dd/yy)
----------	------------

10. Cable programming Services Complaint Status (enter an "x" in the appropriate box)

a. Is this form being filed in response to an FCC Form 329 complaint?

YES	NO
	X

If yes, enter the date of the complaint:

	(mm/dd/yy)
--	------------

11. Is FCC Form 1205 Being Included With This Filing

YES	NO
X	

12. Selection of "Going Forward" Channel Addition Methodology (enter an "x" in the appropriate box)

Check here if you are using the original rules [MARKUP METHOD].

Check here if you are using the new, alternative rules [CAPS METHOD].

If using the CAPS METHOD, have you elected to revise recovery for channels added during the period May 15, 1994 to Dec. 31, 1994?

YES	NO
	X

13. Headend Upgrade Methodology

*NOTE: Operators must certify to the Commission their eligibility to use this upgrade methodology and attach an equipment list and depreciation schedule.

Check here if you are a qualifying small system using the streamlined headend upgrade methodology.

Part I: Preliminary Information

Module A: Maximum Permitted Rate From Previous Filing

Line	Line Description	a Basic	b Tier 2	c Tier 3	d Tier 4	e Tier 5
A1	Current Maximum Permitted Rate	\$5.7636				

Module B: Subscribership

Line	Line Description	a Basic	b Tier 2	c Tier 3	d Tier 4	e Tier 5
B1	Average Subscribership For True-Up Period 1	1,917				
B2	Average Subscribership For True-Up Period 2	1,903				
B3	Estimated Average Subscribership For Projected Period	1,903				

Module C: Inflation Information

Line	Line Description		
C1	Unclaimed Inflation: Operator Switching From 1210 To 1240		1.0000
C2	Unclaimed Inflation: Unregulated Operator Responding to Rate Complaint		1.0000
C3	Inflation Factor For True-Up Period 1 [Wks 1]		1.0193
C4	Inflation Factor For True-Up Period 2 [Wks 1]		1.0240
C5	Current FCC Inflation Factor		1.0240

Module D: Calculating the Base Rate

Line	Line Description	a Basic	b Tier 2	c Tier 3	d Tier 4	e Tier 5
D1	Current Headend Upgrade Segment					
D2	Current External Costs Segment	\$0.2016				
D3	Current Caps Method Segment					
D4	Current Markup Method Segment					
D5	Current Channel Movement and Deletion Segment	(\$1.1826)				
D6	Current True-Up Segment	(\$0.1141)				
D7	Current Inflation Segment	\$0.0439				
D8	Base Rate [A1-D1-D2-D3-D4-D5-D6-D7]	\$6.8148				

Part II: True-Up Period

Module E: Timing Information

Line	Line Description		
E1	What Type of True-Up Is Being Performed? (Answer "1", "2", or "3". See Instructions for a description of these types.) If "1", go to Module I. If "2", answer E2 and E3. If "3", answer E2, E3, E4, and E5.		3
E2	Number of Months in the True-Up Period 1		12
E3	Number of Months between the end of True-Up Period 1 and the end of the most recent Projected Period		3
E4	Number of Months in True-Up Period 2 Eligible for Interest		8
E5	Number of Months True-Up Period 2 Ineligible for Interest		

Module F: Maximum Permitted Rate For True-Up Period 1

Line	Line Description	a Basic	b Tier 2	c Tier 3	d Tier 4	e Tier 5
F1	Caps Method Segment For True-Up Period 1 [Wks 2]					
F2	Markup Method Segment For True-Up Period 1 [Wks 3]					
F3	Chan Mvmnt Deletn Segment For True-Up Period 1 [Wks' 4/5]	(\$1.1826)				
F4	True-Up Period 1 Rate Eligible For Inflation [D8+F1+F2+F3]	\$5.6322				
F5	Inflation Segment for True-Up Period 1 [(F4*C3)-F4]	\$0.1084				
F6	Headend Upgrade Segment For True-Up Period 1 [Wks 6]					
F7	External Costs Segment For True-Up Period 1 [Wks 7]	\$0.2013				
F8	True-Up Segment For True-Up Period 1	(\$0.0679)				
F9	Term Rate for True-Up Period 1 [F4+F5+F6+F7+F8]	\$5.8741				

Module G: Maximum Permitted Rate For True-Up Period 2

Line	Line Description	a Basic	b Tier 2	c Tier 3	d Tier 4	e Tier 5
G1	Caps Method Segment For True-Up Period 2 [Wks 2]					
G2	Markup Method Segment For True-Up Period 2 [Wks 3]					
G3	Chan Mvmnt Deletn Segment For True-Up Period 2 [Wks' 4/5]	(\$1.1826)				
G4	TU Period 2 Rate Eligible For Inflation [D8+F5+G1+G2+G3]	\$5.7406				
G5	Inflation Segment for True-Up Period 2 [(G4*C4)-G4]	\$0.1378				
G6	Headend Upgrade Segment For True-Up Period 2 [Wks 6]					
G7	External Costs Segment For True-Up Period 2 [Wks 7]	\$0.2512				
G8	True-Up Segment For True-Up Period 2	(\$0.0679)				
G9	Max Perm Rate for True-Up Period 2 [G4+G5+G6+G7+G8]	\$6.0617				

Module H: True-Up Adjustment Calculation

Line	Line Description	a Basic	b Tier 2	c Tier 3	d Tier 4	e Tier 5
Adjustment For True-Up Period 1						
H1	Revenue From Period 1	\$140,151.8700				
H2	Revenue From Max Permitted Rate for Period 1	\$135,127.0387				
H3	True-Up Period 1 Adjustment [H2-H1]	(\$5,024.8313)				
H4	Interest on Period 1 Adjustment	(\$431.9196)				
Adjustment For True-Up Period 2						
H5	Revenue From Period 2 Eligible for Interest	\$87,696.0000				
H6	Revenue From Max Perm Rate for Period 2 Eligible For Interest	\$92,288.7618				
H7	Period 2 Adjustment Eligible For Interest [H6-H5]	\$4,592.7618				
H8	Interest on Period 2 Adjustment (See instructions for formula)	\$172.2286				
H9	Revenue From Period 2 Ineligible for Interest					
H10	Revenue From Max Perm Rate for Period 2 Ineligible for Intere					
H11	Period 2 Adjustment Ineligible For Interest [H10-H9]					
Total True-Up Adjustment						
H12	Plus Remaining True-Up Adjustment					
H13	Total True-Up Adjustment [H3+H4+H7+H8+H11+H12]	(\$691.7606)				
H14	Amount of True-Up Claimed For This Projected Period	(\$691.7606)				
H15	Remaining True-Up Adjustment [H13-H14]					

**Part III: Projected Period
Module I: New Maximum Permitted Rate**

Line	Line Description	a Basic	b Tier 2	c Tier 3	d Tier 4	e Tier 5
I1	Caps Method Segment For Projected Period [Wks 2]					
I2	Markup Method Segment For Projected Period [Wks 3]					
I3	Chan Mvmnt Deletn Segment For Projected Period [Wks 4/5]	(\$1.1826)				
I4	Proj. Period Rate Eligible For Inflation [D8+F5+G5+I1+I2+I3]	\$5.8784				
I5	Inflation Segment for Projected Period [(I4*C5)-I4]	\$0.1411				
I6	Headend Upgrade Segment For Projected Period [Wks 6]					
I7	External Costs Segment For Projected Period [Wks 7]	\$0.3399				
I8	Op Segment For Projected Period	(\$0.0303)				
I9	Max Permitted Rate for Projected Period [I4+I5+I6+I7+I8]	\$6.3290				
I10	Operator Selected Rate For Projected Period	\$7.2000				

Certification Statement

WILLFUL FALSE STATEMENTS MADE ON THIS FORM ARE PUNISHABLE BY FINE AND/OR IMPRISONMENT (U.S. CODE TITLE 18, SECTION 1001), AND/OR FORFEITURE (U.S. CODE, TITLE 47, SECTION 503).

I certify that the statements made in this form are true and correct to the best of my knowledge and belief, and are made in good faith.

Signature <i>Craig A. Schmid</i>	Date 12/18/00
Name and Title of Person Completing this Form: Craig A. Schmid, Director of Regulation	
Telephone number (814) 274-9830	Fax Number (814) 274-7782

Worksheet 1 - True-Up Period Inflation

For instructions, see Appendix A of Instructions For FCC Form 1240

Line	Period	FCC Inflation Factor	
101	Month 1	1.35%	May 1999
102	Month 2	1.35%	June 1999
103	Month 3	1.04%	July 1999
104	Month 4	1.04%	August 1999
105	Month 5	1.04%	September 1999
106	Month 6	1.96%	October 1999
107	Month 7	1.96%	November 1999
108	Month 8	1.96%	December 1999
109	Month 9	3.00%	January 2000
110	Month 10	3.00%	February 2000
111	Month 11	3.00%	March 2000
112	Month 12	2.40%	April 2000
113	Average Inflation Factor for True-Up Period 1	1.0193	
114	Month 13	2.40%	May 2000
115	Month 14	2.40%	June 2000
116	Month 15	2.40%	July 2000
117	Month 16	2.40%	August 2000
118	Month 17	2.40%	September 2000
119	Month 18	2.40%	October 2000
120	Month 19	2.40%	November 2000
121	Month 20	2.40%	December 2000
122	Month 21		
123	Month 22		
124	Month 23		
125	Month 24		
126	Average Inflation Factor for True-Up Period 2	1.0240	

Worksheet 7 - External Costs True-Up Period

For instructions, see Appendix A of Instructions For FCC Form 1240

True-Up Period	Projected Period
X	
	12
	8

Question 1. For which time period are you filling out this worksheet? [Put an "X" in the appropriate box.]

Question 2. How long is the first period, in months, for which rates are being set with this worksheet?

Question 3. How long is the second period, in months, for which rates are being set with this worksheet?

Line	Line Description	a Basic	b Tier 2	c Tier 3	d Tier 4	e Tier 5
------	------------------	------------	-------------	-------------	-------------	-------------

Period 1

External Costs Eligible for Markup						
701	Cost of programming For Channels Added Prior to 5/15/94 or After 5/15/94 Using Markup Method For Period	\$1,206.33				
702	Retransmission Consent Fees For Period					
703	Copyright Fees For Period	\$3,102.28				
704	External Costs Eligible For 7.5% Markup	\$4,308.61				
705	Marked Up External Costs	\$4,631.7567				
External Costs Not Eligible for Markup						
706	Cable Specific Taxes For Period					
707	Franchise Related Costs For Period					
708	Commission Regulatory Fees For Period					
709	Total External Costs For Period	\$4,631.7567				
710	Monthly, Per-Subscriber External Costs For Period 1	\$0.2013				

Period 2

External Costs Eligible for Markup						
711	Cost of programming For Channels Added Prior to 5/15/94 or After 5/15/94 Using Markup Method For Period	\$237.21				
712	Retransmission Consent Fees For Period					
713	Copyright Fees For Period	\$3,319.96				
714	External Costs Eligible For 7.5% Markup	\$3,557.17				
715	Marked Up External Costs	\$3,823.9567				
External Costs Not Eligible for Markup						
716	Cable Specific Taxes For Period					
717	Franchise Related Costs For Period					
718	Commission Regulatory Fees For Period					
719	Total External Costs For Period	\$3,823.9567				
720	Monthly, Per-Subscriber External Costs For Period 2	\$0.2512				

Worksheet 7 - External Costs Projected Period

For instructions, see Appendix A of Instructions For FCC Form 1240

True-Up Period	Projected Period
	X
	12

Question 1. For which time period are you filling out this worksheet? [Put an "X" in the appropriate box.]

Question 2. How long is the first period, in months, for which rates are being set with this worksheet?

Question 3. How long is the second period, in months, for which rates are being set with this worksheet?

Line	Line Description	a Basic	b Tier 2	c Tier 3	d Tier 4	e Tier 5
------	------------------	------------	-------------	-------------	-------------	-------------

Period 1

External Costs Eligible for Markup						
701	Cost of programming For Channels Added Prior to 5/15/94 or After 5/15/94 Using Markup Method For Period	\$2,239.90				
702	Retransmission Consent Fees For Period					
703	Right Fees For Period	\$4,979.95				
704	External Costs Eligible For 7.5% Markup	\$7,219.85				
705	Marked Up External Costs	\$7,761.3358				
External Costs Not Eligible for Markup						
706	Cable Specific Taxes For Period					
707	Franchise Related Costs For Period					
708	Commission Regulatory Fees For Period					
709	Total External Costs For Period	\$7,761.3358				
710	Monthly, Per-Subscriber External Costs For Period 1	\$0.3399				

Worksheet 8 - True-Up Rate Charged

For instructions, see Appendix A of Instructions For FCC Form 1240

Question 1. How long is the True-Up Period 1, in months?
 Question 2. How long is the True-Up Period 2, in months?

12
8

Line	Line Description	a Basic	b Tier 2	c Tier 3	d Tier 4	e Tier 5
801	Month 1	\$7.0900				
802	Month 2	\$7.0900				
803	Month 3	\$7.0900				
804	Month 4	\$5.7600				
805	Month 5	\$5.7600				
806	Month 6	\$5.7600				
807	Month 7	\$5.7600				
808	Month 8	\$5.7600				
809	Month 9	\$5.7600				
810	Month 10	\$5.7600				
811	Month 11	\$5.7600				
812	Month 12	\$5.7600				
813	Period 1 Average Rate	\$6.0925				

814	Month 13	\$5.7600				
815	Month 14	\$5.7600				
816	Month 15	\$5.7600				
817	Month 16	\$5.7600				
818	Month 17	\$5.7600				
819	Month 18	\$5.7600				
820	Month 19	\$5.7600				
821	Month 20	\$5.7600				
822	Month 21					
823	Month 22					
824	Month 23					
825	Month 24					
826	Period 2 Average Rate	\$5.7600				

**ADELPHIA CABLE COMMUNICATIONS
FCC FORM 1240
SUMMARY OF SUPPORTING INFORMATION**

The following schedule summarizes the supporting documentation provided with this Form 1240 filing:

<u>Reference</u>	<u>Description</u>
Exhibit I	Current and Proposed Rate Structure.
Exhibit II	Inflation Factor used in Module C.
Exhibit III	Subscribership used in Module B.
Exhibit IV	Channel line-up at the beginning of the Projected Period identified in our response to Question 5 of the FCC Form 1240
Exhibit V	Channel line-up and rate card at the beginning of the True-Up Period identified in our response to Question 6 of the FCC Form 1240
Exhibit VI	Schedule summarizing the calculation of Worksheet 7 programming costs and Copyright Fees for the True-Up Period.
Exhibit VII	Schedule summarizing the calculation of Worksheet 7 programming costs and Copyright Fees for the Projected Period.
Exhibit VIII	Programming costs by quarter for the True-Up Period and Projected Period
Exhibit IX	Form 1235 Cost of Service Filing

ADELPHIA CABLE COMMUNICATIONS
FCC FORM 1240
RATE STRUCTURE SUMMARY

CUID
NY1224

Franchise: Town of Aurora

Current Rate Structure

Basic

Service Rate, net of franchise fees	<u><u>\$7.09</u></u>
-------------------------------------	----------------------

Rate Structure as of April 1, 2001

Service Rate, net of franchise fees	<u><u>\$7.20</u></u>
-------------------------------------	----------------------

Service Rate Increase	<u><u>\$0.11</u></u>
-----------------------	----------------------

Maximum Allowable Rate Calculation:

Form 1240 Module I9	\$6.3290
---------------------	----------

Form 1235 Add-on	<u>\$2.00</u>
------------------	---------------

Combined Maximum Permitted Rate	<u><u>\$8.3290</u></u>
---------------------------------	------------------------



Inflation Updates for Forms 1210 and 1240

The following figures come from the Department of Commerce's Gross National Product Price Index. The instructions for the respective forms contain directions on how to use the figures. Clicking on the file name in the third column allows you to view the Press Release or Order which announced the inflation number.

1210 Inflation Adjustments		
Period	Inflation Adjustment	Press Release
October 1, 1992 - September 30, 1993	3.00%	Not Available
October 1, 1993 - June 30, 1994	2.15%	fcc95043.txt (para. 12)
July 1, 1994 - June 30, 1995	2.96%	da952086.txt
July 1, 1995 - June 30, 1996	2.14%	da961986.txt
July 1, 1996 - June 30, 1997	2.18%	da972180.txt
July 1, 1997 - June 30, 1998	1.01%	da981974.txt
July 1, 1998 - June 30, 1999	1.18%	da992072.txt
July 1, 1999 - June 30, 2000	2.08%	da002261.txt
1240 Inflation Adjustments		
Period	Inflation Adjustment	Press Release
July 1, 1995 - September 30, 1995	2.22%	da960311.txt
October 1, 1995 - December 31, 1995	2.22%	da961217.txt
January 1, 1996 - March 31, 1996	2.39%	da961217.txt
April 1, 1996 - June 30, 1996	2.22%	da961986.txt
July 1, 1996 to September 30, 1996	2.21%	da970130.txt
October 1, 1996 to December 31, 1996	1.83%	da970692.txt
January 1, 1997 to March 31, 1997	2.70%	nrbc7011.txt
April 1, 1997 - June 30, 1997	1.77%	da972180.txt
July 1, 1997 - September 30, 1997	1.43%	da980013.txt
October 1, 1997 - December 31, 1997	1.43%	da980663.txt
January 1, 1998 - March 31, 1998	1.14%	da981292.txt
April 1, 1998 - June 30, 1998	0.82%	da981974.txt
July 1, 1998 - September 30, 1998	1.00%	da982634.txt
October 1, 1998 - December 31, 1998	0.78%	da990640.txt
January 1, 1999 - March 31, 1999	1.60%	da991272.txt
April 1, 1999 - June 30, 1999	1.35%	da992072.txt
July 1, 1999 - September 30, 1999	1.04%	da993032.txt
October 1, 1999 - December 31, 1999	1.96%	da000767.txt
January 1, 2000 - March 31, 2000	3.00%	da001492.txt
April 1, 2000 - June 30, 2000	2.40%	da002261.txt

Note: Prior to February 1995, transition systems were not allowed to take inflation adjustments. The inflation adjustment for transition systems for the period from October 1, 1992 to June 30, 1994 is 5.21%.

**ADELPHIA CABLE COMMUNICATIONS
FCC FORM 1240
SUBSCRIBERSHIP**

Module B: Subscribers

B1 Average Subscribership for True-Up Period 1

The subscriber totals used in Line B1 were calculated as the average number of subscribers per the monthly subscriber billing reports for the first twelve month period of the True-Up Period identified in our response to Question 6 of the FCC Form 1240. The months included in True-Up Period 1 are listed on Worksheet 1 - True-Up Period Inflation of the FCC Form 1240.

B2 Average Subscribership for True-Up Period 2

The subscriber totals used in Line B2 were calculated as the average number of subscribers per the monthly subscriber billing reports for the months included in True-Up Period 2 of the True-Up Period identified in our response to Question 6 of the FCC Form 1240. The months included in True-Up Period 2 are listed on Worksheet 1 - True-Up Period Inflation of the FCC Form 1240.

B3 Estimated Average Subscribership for Projected Period

The subscriber totals used in Line B3 reflect the same totals used in Line B1 or Line B2 if the total true-up period is greater than 12 months. Adelphia has not attempted to increase the number of subscribers for the projected period by utilizing any estimated growth factor.

Western New York

/Buffalo/

West Seneca NY (Rebuild)

Office Addr: 789 Indian Church Road
West Seneca, NY 14224Headend Addr: 120 Brown Street
Lackawanna, NY 14218

Phone #: (716) 558-8100

Channel Capacity: 110

Fax #: (716) 827-8058

mHz: 750

Basic (Broadcast)

Total Basic (Broadcast) Channels: 11

Ch #	Freq	Network	Network Description	Launch Date
2	54	NBC	WGRZ 2 Buffalo	
3	60	PBS	WNED 17 Buffalo	
4	66	CBS	WIVB 4 Buffalo	
6	82	FOX	WUTV 29 Buffalo	
7	174	ABC	WKBW 7 Buffalo	
8	180	WB	WNYO 49 Buffalo	10/23/96
9	186	CTV	CFTO 9 Toronto	
10	192	PBS	WNEQ 23 Buffalo	
10	192	LO	Local Origination	
11	198	UPN	WNGS 67 Springville	12/31/96
12	204	TBN	WNYB 26 Jamestown	01/02/97
13	210		DISCHLTH	04/01/00
13	210	CBC	CBLT 5 Toronto	

Cable (Satellite)

Total CableValue (Satellite) Channels: 51

Ch #	Freq	Network	Network Description	Launch Date
14	121	ACN	Adelphia Community Network	
15	126	ESPN	ESPN	
16	132	ESPN2	ESPN2	
17	138	EMPIRE	Empire Sports Network	
18	144	CNBC	CNBC	
18	144	LO	Local Origination	
19	150	PAX	WPXJ 19 Batavia	09/30/99
20	156	DIS	The Disney Channel	
23	216	TBS	TBS	
24	222	CNN	Cable News Network	
25	228	TWC	The Weather Channel	
26	234	A&E	A&E	
27	240	TNN	The National Network	
28	246	FAM	FOX Family Channel	
29	252	TDC	The Discovery Channel	
30	258	MTV	Music Television	
31	264	AMC	American Movie Classics	
32	270	VH-1	Video Hits One	
33	276	LIFE	Lifetime Television	
34	282	TNT	Turner Network Television	
35	288	USA	USA Network	
36	294	HSN	Home Shopping Network	
37	300	FX	fX-Fox Basic Cable	06/06/94
38	306	NICK	Nickelodeon	
39	312	TCN	The Cartoon Network	12/31/93
40	318	TCM	Turner Classic Movies	09/30/94
41	324	EWTV	Eternal Word Television Network	
42	330	TV LAND	TV Land	12/31/96
43	336	C-SPAN	Cable Satellite Public Affairs Network-House	
44	342	QVC	Quality, Value, Convenience	
45	348	E!	E! Entertainment Television	
46	354	CNBC	CNBC	
47	360	TLC	The Learning Channel	12/31/93
48	366	THC	The History Channel	10/01/95
49	372	AP	Animal Planet	07/15/99
50	378	BET	Black Entertainment Television	06/23/96
51	384	HN	Headline News	
52	390	TRAVEL	The Travel Channel	
53	396	C-SPAN2	Cable Satellite Public Affairs Network-Senate	
54	402	MSG	Madison Square Garden	
55	408	COM	Comedy Central	08/01/98

Western New York

/Buffalo/

West Seneca NY (Rebuild)

Office Addr: 789 Indian Church Road
West Seneca, NY 14224

Phone #: (716) 558-8100

Fax #: (716) 827-8058

Headend Addr: 120 Brown Street
Lackawanna, NY 14218

Channel Capacity: 110

mHz: 750

CableValue (Satellite)

Total CableValue (Satellite) Channels: 51

Ch #	Freq	Network	Network Description	Launch Date
56	414	TVFN	Television Food Network	03/01/95
57	420	HGTV	Home & Garden Television Network	03/01/95
58	426	CMT	Country Music Television	06/23/96
59	432	SCI-FI	The Science Fiction Channel	10/01/95
60	438	MSNBC	MSNBC	09/30/94
63	456	PEG	Public/Educational/Government Access	04/15/98
67	480	STARNET	Pay Per View Information	
68	486	BULLETIN BOARD	Community Bulletin Board	03/01/95
69	492	DISCHLTH	Discovery Health	04/01/00
70	498	HEALTH	Fox Health Network	
95	91.25	TV GUIDE	TV GUIDE	

Digital Premium Services

Total Digital Premium Services Channels: 18

Ch #	Freq	Network	Network Description	Launch Date
201		HBO	Home Box Office	11/01/97
202		HBOPLUS	HBO Plus	11/01/97
203		HBOSIG	HBO Signature	11/01/97
204		HBO FAM	HBO Family	11/01/97
205		HBO	Home Box Office	11/01/97
206		HBOPLUS	HBO Plus	11/01/97
207		HBOSIG	HBO Signature	11/01/97
208		HBO FAM	HBO Family	11/01/97
211		MAX	Cinemax	11/01/97
212		MOREMAX	More Max	11/01/97
213		ACTMAX	Action MAX	02/15/99
215		THRMAX	Thriller MAX	11/01/97
221		SHOW	Showtime	11/01/97
222		SHOW2	Showtime 2	11/01/97
223		SHO3	Showtime 3-Digital	11/01/97
224		SHOWEXT	Showtime Extreme	08/01/98
231		TMC	The Movie Channel	11/01/97
232		TMC2	The Movie Channel 2-Digital	11/01/97

Digital Service

Total Digital Service Channels: 51

Ch #	Freq	Network	Network Description	Launch Date
71	504	DIGITAL	Digital Service	
72	510	DIGITAL	Digital Service	
73	516	DIGITAL	Digital Service	
74	522	DIGITAL	Digital Service	
75	528	DIGITAL	Digital Service	
76	534	DIGITAL	Digital Service	
77	540	DIGITAL	Digital Service	
78	546	SURFBOARD	Surfboard	
79	552	DIGITAL	Digital Service	
300		PPV INFO	PPV Information	11/01/97
401		MCSHOW1	MC SHOWCASE 1	11/01/97
402		MCSHOW2	MC SHOWCASE 2	11/01/97
403		MCORIGENS	MC Origenes	01/21/99
404		MCNEW	MC NEW RELEASES	11/01/97
405		MCAMORIG	MC American Originals	01/21/99
406		MCSOUNDS	MC SOUNDS OF SEASON	11/01/97
407		MCKIDS	MC FOR KIDS ONLY	11/01/97
408		MCWORLD	MC WORLD BEAT	11/01/97
409		MCBODY	MC BODY & SOUL	11/01/97
410		MCCLR&B	MC Classic R & B	11/01/97
411		MCR&BHITS	MC R&B HITS	11/01/97

Western New York

/Buffalo/

West Seneca NY (Rebuild)

Office Addr: 789 Indian Church Road
West Seneca, NY 14224
Phone #: (716) 558-8100
Fax #: (716) 827-8058

Headend Addr: 120 Brown Street
Lackawanna, NY 14218
Channel Capacity: 110
mHz: 750

Digital Service

Total Digital Service Channels: 51

Ch #	Freq	Network	Network Description	Launch Date
412		MCDANCE	MC DANCE	11/01/97
413		MCRAP	MC RAP	11/01/97
414		MCMETAL	MC METAL	11/01/97
415		MCALTERN	MC ALTERNATIVE ROCK	11/01/97
416		MCPROG	MC PROGRESSIVE ALBUM	11/01/97
417		MCCLASSIC	MC CLASSIC ROCK	11/01/97
418		MCROCK	MC ROCK HITS	11/01/97
419		MCSoft	MC SOFT ROCK	11/01/97
420		MCHITLIST	MC HIT LIST	11/01/97
421		MC80S	MC 80S POWER HITS	11/01/97
422		MC70S	MC 70S SUPER HITS	11/01/97
423		MCSOLIDGOLD	MC SOLID GOLD OLDIES	11/01/97
424		MCTODAY	MC TODAY'S COUNTRY	11/01/97
425		MCCOUNTRY	MC CLASSIC COUNTRY	11/01/97
426		MCBIGBAND	MC BIG BAND	11/01/97
427		MCS&S	MC SINGERS & STANDARDS	11/01/97
428		MCEASY	MC EASY LISTENING	11/01/97
429		MCCLASS	MC CLASSICAL MASTERPIECES	11/01/97
430		MCLITECLASS	MC LITE CLASSICAL	11/01/97
431		MCATMOS	MC Atmospheres	11/01/97
432		MCLITEJAZZ	MC LITE JAZZ	11/01/97
433		MCJAZZ	MC JAZZ	11/01/97
434		MCBLUES	MC BLUES	11/01/97
435		MCGOSPEL	MC GOSPEL	11/01/97
436		MCCHRISTIAN	MC CONTEMP CHRISTIAN	11/01/97
437		MCLATINA	MC MUSICA LATINA	11/01/97
438		MCTROPICAL	MC TROPICAL	11/01/97
439		MCMEXICANA	MC MEXICANA	11/01/97
440		MCTEJANO	MC TEJANO	11/01/97
999		TRIB	Tribune Digital Guide	

Digital-Basic

Total Digital-Basic Channels: 19

Ch #	Freq	Network	Network Description	Launch Date
101	115	DISCKIDS	Discovery Kids-Digital Service	
102	115	DISCSCI	Discovery Science-Digital Service	
103	115	DISCHOME	Discovery Home & Leisure-Digital Svc	
104	115	DISCCIV	Digital-Discovery Civilizations	
105	115	DISCHLTH	Discovery Health	
106	115	DISCWINGS	Digital-Discovery Wings	
107	115	GAME	Game Show Network	
109	115	BBCA	BBC Americas	
110	115	GOOD	Good Life TV (formerly Nostalgia)	
111	115	TWCSCAN	TWC Weatherscan	
121	115	GOLF	The Golf Channel	09/01/99
122	115	SPEED	Speedvision	
123	115	ESPNNW	ESPN News	
124	115	CNN SI	CNN/Sports Illustrated	
125	115	FOXSPW	Fox Sports World	
126	115	OLC	Outdoor Life Channel	
127	115	OC	Outdoor Channel	
128	115	BLOOM	Bloomberg	
129	115	TECH TV	Tech TV	

Digital-Encore Movie Pkg

Total Digital-Encore Movie Pkg Channels: 14

Ch #	Freq	Network	Network Description	Launch Date
138	115	ENCORE	Encore	

Western New York

/Buffalo/

West Seneca NY (Rebuild)

Office Addr: 789 Indian Church Road
West Seneca, NY 14224
Phone #: (716) 558-8100
Fax #: (716) 827-8058

Headend Addr: 120 Brown Street
Lackawanna, NY 14218
Channel Capacity: 110
mHz: 750

Digital-Encore Movie Pkg

Total Digital-Encore Movie Pkg Channels: 14

Ch #	Freq	Network	Network Description	Launch Date
139	115	ENCORE	Encore	
140	115	ROM	Romance Classics	
141	115	ENCLOVE	Encore Love	
142	115	ENCLOVE	Encore Love	
143	115	ENCWEST	Encore Westerns	
144	115	ENCWEST	Encore Westerns	
145	115	ENCMYST	Encore Mystery	
146	115	ENCMYST	Encore Mystery	
147	115	ENCTRUE	Encore True Stories	
148	115	ENCTRUE	Encore True Stories	
149	115	ENCACT	Encore Action	
150	115	ENCACT	Encore Action	
151	115	ENCWAM	Encore WAM!	

Digital-Starz Movie Pkg

Total Digital-Starz Movie Pkg Channels: 4

Ch #	Freq	Network	Network Description	Launch Date
241	115	STARZ	Starz	
243	115	STARZ2	Starz 2	
244	115	STARZFAM	Starz Family	
245	115	STARZCIN	Starz Cinema	

Pay Per View

Total Pay Per View Channels: 1

Ch #	Freq	Network	Network Description	Launch Date
62	450	VC5	Viewers Choice 5 Pay Per View	01/02/97

Premium

Total Premium Channels: 7

Ch #	Freq	Network	Network Description	Launch Date
5	76	HBO	Home Box Office	
21	162	TMC	The Movie Channel	
22	168	SHOW	Showtime	
61	444	MAX	Cinemax	
64	462	HBOPLUS	HBO Plus	09/01/95
65	468	HBOSIG	HBO Signature	09/01/95
66	464	MOREMAX	More Max	09/01/95

Total Channels: 176

International Rates & Packages

Programming Services *	Monthly	
	Broadcast Service (required)	Basic Service*
Amherst	\$ 6.00	\$ 35.50
Aurora - Town	\$ 7.09	\$ 35.50
Boston	\$ 6.75	\$ 35.50
Blasdell	\$ 5.77	\$ 35.50
Cheektowaga	\$ 5.75	\$ 35.50
Colden	\$ 7.15	\$ 35.50
Depew	\$ 5.60	\$ 35.50
East Aurora - Village	\$ 6.86	\$ 35.50
Eden	\$ 6.75	\$ 35.50
Grand Island	\$ 5.75	\$ 35.50
Hamburg - Town	\$ 5.58	\$ 35.50
Hamburg - Village	\$ 5.91	\$ 35.50
Holland	\$ 6.96	\$ 35.50
Kenmore	\$ 5.85	\$ 35.50
Lackawanna	\$ 5.50	\$ 35.50
North Tonawanda	\$ 5.76	\$ 35.50
Sloan	\$ 5.54	\$ 35.50
Tonawanda - City	\$ 5.73	\$ 35.50
Tonawanda - Town	\$ 5.85	\$ 35.50
Wales	\$ 6.90	\$ 35.50
West Seneca	\$ 5.65	\$ 35.50
Williamsville	\$ 5.81	\$ 35.50

+ Rates may vary due to FCC rate regulation formula in compliance with the telecommunications act and do not include franchise fees.
 * Basic Service includes all Broadcast and Satellite channels.

Premium Entertainment Channels *	Monthly
Home Box Office	\$ 11.50
Showtime	\$ 11.50
Cinemax	\$ 11.50
The Movie Channel	\$ 11.50

* Premium Channels may require additional equipment charges.

Recommended Premium Packages *	Monthly
2 Premium Package	\$ 18.50
3 Premium Package	\$ 25.50
4 Premium Package	\$ 30.50

* Premium Channels may require additional equipment charges.

Additional Services	Monthly
TV Guide (weekly guide)	\$ 3.50
Adelphia Home Theater Movies (each) ^	\$ 3.95
Adelphia Home Theater Special Events ^	Varies

^ Addressable or digital converter required. Only available with Basic Service.

Equipment	Monthly
Additional Outlet (each)	\$ 1.05
Addressable Remote Control (each)	\$.25
Addressable Converter (each)	\$ 3.25

Equipment Purchases *

Basic Cable Converter Purchase (new) **	\$ 55.00
Basic Cable Converter Purchase (used) **	\$ 30.00
Remote Control Purchase (basic)	\$ 10.00
Limited Warranty for Basic Cable Converter	\$ 10.00

* Subject to tax.
 ** Subject to availability.

Installation Charges *

Initial Standard Install	\$ 47.00
Standard Install Underground Burial	\$ 60.00
Non Standard Install	Time & Materials
Change of Service (add/remove traps)	\$ 33.00
Reconnect (standard)	\$ 35.00
Non-Pay Reconnect (valid for first 30 days)	\$ 30.00
Transfer of Service (new address)	\$ 35.00
Relocate Outlet	\$ 35.00
Trip Charge	\$ 31.00
Additional Outlet(s), Digital Service (with initial install)	\$ 23.00
Additional Outlet(s), Digital Service^ (after initial install)	\$ 35.00
AVB Switch (materials only)	\$ 10.00
Unreturned Digital Converter Charge	\$ 500.00
Unreturned Addressable Converter Charge	\$ 150.00
Unreturned Basic Converter Charge	\$ 55.00
Parental Control	Available upon request
Service Call	**Time & Materials

* Subject to tax.
 ^ First additional set or Digital Service installed - \$35.00.
 Each additional set or Digital Service installed during the same trip - \$23.00 each.
 **Hourly rate - \$32.00

Transaction Charges

Change of Service (Addressable)*	\$ 2.00
(per transaction - no visit to residence required)	
Late Payment Fee	\$ 5.00

* Subject to tax.
 Any customer initiated damages will be charged on a time and materials basis.

Cable Entertainment

International Channel Line-Up

Channel	Network	Station/Service	Key
02	NBC	WGRZ 2 Buffalo	<input type="checkbox"/>
03	PBS	WNED 17 Buffalo	<input type="checkbox"/>
04	CBS	WIVB 4 Buffalo	<input type="checkbox"/>
05	HBO	Home Box Office	●
06	FOX	WUTV 29 Buffalo	<input type="checkbox"/>
07	ABC	WKBW 7 Buffalo	<input type="checkbox"/>
08	WB	WNYO 49 Buffalo	<input type="checkbox"/>
09	CTV	CFTO 9 Toronto	<input type="checkbox"/>
10	PBS/LO	WNEQ 23 Buffalo/Local Orig/Access	<input type="checkbox"/>
11	IND	WNGS 67 Springville	<input type="checkbox"/>
12	IND	WNYB 26 Jamestown	<input type="checkbox"/>
13	CBC/KNOW	CBLT 5 Toronto / Knowledge TV	<input type="checkbox"/>
14	SPN	Showplace Network	○
15	ESPN	24 Hour Sports	○
16	ESPN2	24 Hour Sports	○
17	EMPIRE	Empire Sports Network	○
18	LO	Local Origination/Access	○
19	IND	WPXJ 51 Batavia	○
20	DISNEY	Disney Channel	○
21	TMC	The Movie Channel	●
22	SHOW	Showtime	●
23	ND	TBS 17 Atlanta	○
24	CNN	Cable News Network	○
25	TWC	The Weather Channel	○
26	A&E	A & E	○
27	TNN	The Nashville Network	○
28	FAM	Fox Family Channel	○
29	DSC	The Discovery Channel	○
30	MTV	Music Television	○
31	AMC	American Movie Classics	○
32	VH1	Video Hits One	○
33	LIFE	Lifetime Television	○

34	TNT	Turner Network Television	○
35	USA	USA Network	○
36	HSN	Home Shopping Network	○
37	FX	FX Network	○
38	NICK	Nickelodeon	○
39	TOON	The Cartoon Network	○
40	TCM	Turner Classic Movies	○
41	EWTN	Eternal Word Television Network	○
42	TVL	TV Land	○
43	C-SPAN	House of Representatives	○
44	QVC	Quality, Value, Convenience	○
45	E!TV	Entertainment Television	○
46	CNBC	Consumer / Business News	○
47	TLC	The Learning Channel	○
48	HIST	The History Channel	○
49	AP	Animal Planet	○
50	BET	Black Entertainment Television	○
51	HN	Headline News	○
52	TRAVEL	The Travel Channel	○
53	C-SPAN2	Senate	○
54	MSG	Madison Square Garden	○
55	COM	Comedy Central	○
56	FOOD	Food Network	○
57	HGTV	Home & Garden Television	○
58	CMT	Country Music Television	○
59	SCI-FI	Sci-Fi Channel	○
60	MSNBC	All News Network	○
61	MAX	Cinemax	●
62	AHT2	Adelphia Home Theater 2	●
63	PEG	Public/Gov't./Educ. Access	○
64	HBO P	HBO Plus	●
65	HBO S	HBO Signature	●
66	MMA	More Max	●
67	INFO	Adelphia Home Theater Information	○
68	BOARD	Community Billboard	○
69	KNOW	Knowledge TV	○
70	THN	The Health Network	○
95	TVG	TV Guide Channel	○
99	AHT1	Adelphia Home Theater 1	●

- Key**
- Broadcast Channel
 - Satellite Channel
 - Premium Channel
 - Adelphia Home Theater Channel



ADELPHIA CABLE COMMUNICATIONS
 FCC FORM 1240
 WORKSHEET 7 - EXTERNAL COSTS
 TRUE-UP PERIOD

 CUID
 NY1224

Franchise: Town of Aurora

<u>Ref</u>	<u>True-Up Period 1</u>		<u>Basic</u>	<u>Copyright</u>	<u>Ref</u>
	1999 Programming and Copyright Expense:				
		<u>Months</u>			
	Second Quarter	2	\$0.04462	\$0.10204	Exhibit VIII
	Third Quarter	3	\$0.04462	\$0.09033	Exhibit VIII
	Fourth Quarter	3	\$0.04462	\$0.09033	Exhibit VIII
	Programming and Copyright Expense / Sub		\$0.35696	\$0.74606	
	# of subscribers		1,917	1,917	Line B1
	Total 1999 Programming and Copyright Expense		<u>\$684.29</u>	<u>\$1,430.20</u>	
	2000 Programming and Copyright Expense:				
		<u>Months</u>			
	First Quarter	3	\$0.08558	\$0.21806	Exhibit VIII
	Second Quarter	1	\$0.01558	\$0.21806	Exhibit VIII
	Programming and Copyright Expense / Sub		\$0.27232	\$0.87224	
	# of subscribers		1,917	1,917	Line B1
	Total 2000 Programming and Copyright Expense		<u>\$522.04</u>	<u>\$1,672.08</u>	
701	Total Programming Expense		<u>\$1,206.33</u>		
703	Total Copyright Expense			<u>\$3,102.28</u>	

ADELPHIA CABLE COMMUNICATIONS
 FCC FORM 1240
 WORKSHEET 7 - EXTERNAL COSTS
 TRUE-UP PERIOD

 CUID
 NY1224

Franchise: Town of Aurora

<u>Ref</u>	<u>True-Up Period 2</u>		<u>Basic</u>	<u>Copyright</u>	<u>Ref</u>
	2000 Programming and Copyright Expense:				
		<u>Months</u>			
	Second Quarter	2	\$0.01558	\$0.21806	Exhibit VIII
	Third Quarter	3	\$0.01558	\$0.21806	Exhibit VIII
	Fourth Quarter	3	\$0.01558	\$0.21806	Exhibit VIII
	Programming and Copyright Expense / Sub		\$0.12464	\$1.74448	
	# of subscribers		1,903	1,903	Line B2
	Total 2000 Programming and Copyright Expense		\$237.21	\$3,319.96	
711	Total Programming Expense		\$237.21		
713	Total Copyright Expense			\$3,319.96	

**FCC FORM 1240
WORKSHEET 7 - EXTERNAL COSTS
PROJECTED PERIOD**

CUID
NY1224

Franchise: Town of Aurora

<u>Ref</u>		<u>Basic</u>	<u>Copyright</u>	<u>Ref</u>	
	2001 Programming and Copyright Expense:				
	<u>Months</u>				
	Second Quarter	3	\$0.09558	\$0.21806	Exhibit VIII
	Third Quarter	3	\$0.09558	\$0.21806	Exhibit VIII
	Fourth Quarter	3	\$0.09558	\$0.21806	Exhibit VIII
	Programming and copyright expense / Sub	<u>\$0.86022</u>	<u>\$1.96254</u>		
	# of subscribers	<u>1,903</u>	<u>1,903</u>	Line B3	
	Total 2001 programming and copyright expense	<u>\$1,637.11</u>	<u>\$3,734.96</u>		
	2002 Programming and Copyright Expense:				
	<u>Months</u>				
	First Quarter	3	\$0.10558	\$0.21806	Exhibit VIII
	Programming and copyright expense	<u>\$0.31674</u>	<u>\$0.65418</u>		
	# of subscribers	<u>1,903</u>	<u>1,903</u>	Line B3	
	Total 2002 programming and copyright expense	<u>\$602.80</u>	<u>\$1,244.99</u>		
701	Total Programming Expense	<u>\$2,239.90</u>			
703	Total Copyright Expense		<u>\$4,979.95</u>		

14

HEADEND NAME: Lackawanna NY
 CHANNEL LINEUP: West Seneca NY (Rebuild)
 CORP NUMBER: 01610
 REG OR NONREG: REG

Service	Conv #	Carr Level	CAP Designation	1999											
				Q1 Conv	Q1 Carr	Q1 Tot Fees	Q2 Conv	Q2 Carr	Q2 Tot Fees	Q3 Conv	Q3 Carr	Q3 Tot Fees	Q4 Conv	Q4 Carr	Q4 Tot Fees
WGRZ	2	B	R	2	B	0.00000	2	B	0.00000	2	B	0.00000	2	B	0.00000
WNED	3	B	R	3	B	0.00000	3	B	0.00000	3	B	0.00000	3	B	0.00000
WIVB	4	B	R	4	B	0.00000	4	B	0.00000	4	B	0.00000	4	B	0.00000
WUTV	6	B	R	6	B	0.00000	6	B	0.00000	6	B	0.00000	6	B	0.00000
WKBW	7	B	R	7	B	0.00000	7	B	0.00000	7	B	0.00000	7	B	0.00000
WNYO	8	B	R	8	B	0.00000	8	B	0.00000	8	B	0.00000	8	B	0.00000
CFTO	9	B	R	9	B	0.00000	9	B	0.00000	9	B	0.00000	9	B	0.00000
LO	10	B	R	10	B	0.00000	10	B	0.00000	10	B	0.00000	10	B	0.00000
WNEQ	10	B	R	10	B	0.00000	10	B	0.00000	10	B	0.00000	10	B	0.00000
WNGS	11	B	R	11	B	0.00000	11	B	0.00000	11	B	0.00000	11	B	0.00000
WNYB	12	B	R	12	B	0.00000	12	B	0.00000	12	B	0.00000	12	B	0.00000
CBLT	13	B	R	13	B	0.00000	13	B	0.00000	13	B	0.00000	13	B	0.00000
KNOWLEDGE TV	13	B	R	13	B	0.02970	13	B	0.02970	13	B	0.02970	13	B	0.02970
BMI/ASCAP	998	B	R	998	B	0.01492	998	B	0.01492	998	B	0.01492	998	B	0.01492
LEVEL OF SERVICE: BROADCAST CAP ADD CLASSIFICATION: REGULAR	11			11		0.04462	11		0.04462	11		0.04462	11		0.04462
COPYRIGHT	999	C	R	999	C	0.10204	999	C	0.10204	999	C	0.09033	999	C	0.09033
LEVEL OF SERVICE: COPYRIGHT CAP ADD CLASSIFICATION: REGULAR	1			1		0.10204	1		0.10204	1		0.09033	1		0.09033
CAP CLASSIFICATION: REGULAR	11			11		0.14666	11		0.14666	11		0.13495	11		0.13495
Lackawanna NY / West Seneca NY (Rebuild)	11			11		0.14666	11		0.14666	11		0.13495	11		0.13495

HEADLINE NAME: Lackawanna NY
 CHANNEL LINEUP: West Seneca NY (Rebuild)
 CORP NUMBER: 01610
 REG OR NONREG: REG

Service	Conv #	Carr Level	CAP Designation	2000											
				Q1 Conv	Q1 Carr	Q1 Fees	Q2 Conv	Q2 Carr	Q2 Fees	Q3 Conv	Q3 Carr	Q3 Fees	Q4 Conv	Q4 Carr	Q4 Fees
WGRZ	2	B	R	2	B	0.00000	2	B	0.00000	2	B	0.00000	2	B	0.00000
WNED	3	B	R	3	B	0.00000	3	B	0.00000	3	B	0.00000	3	B	0.00000
WIVB	4	B	R	4	B	0.00000	4	B	0.00000	4	B	0.00000	4	B	0.00000
WUTV	6	B	R	6	B	0.00000	6	B	0.00000	6	B	0.00000	6	B	0.00000
WKBW	7	B	R	7	B	0.00000	7	B	0.00000	7	B	0.00000	7	B	0.00000
WNYO	8	B	R	8	B	0.00000	8	B	0.00000	8	B	0.00000	8	B	0.00000
CFTO	9	B	R	9	B	0.00000	9	B	0.00000	9	B	0.00000	9	B	0.00000
WNEQ	10	B	R	10	B	0.00000	10	B	0.00000	10	B	0.00000	10	B	0.00000
LO	10	B	R	10	B	0.00000	10	B	0.00000	10	B	0.00000	10	B	0.00000
WNGS	11	B	R	11	B	0.00000	11	B	0.00000	11	B	0.00000	11	B	0.00000
WNYB	12	B	R	12	B	0.00000	12	B	0.00000	12	B	0.00000	12	B	0.00000
KNOWLEDGE TV	13	B	R	13	B	0.07000									
DISCHLTH	13	B	R				13	B	0.00000	13	B	0.00000	13	B	0.00000
CBLT	13	B	R				13	B	0.00000	13	B	0.00000	13	B	0.00000
BMI/ASCAP	998	B	R	998	B	0.01558	998	B	0.01558	998	B	0.01558	998	B	0.01558
LEVEL OF SERVICE: Broadcast CAP ADD CLASSIFICATION: Regular				11		0.08558	11		0.01558	11		0.01558	11		0.01558
COPYRIGHT	999	C	R	999	C	0.21806	999	C	0.21806	999	C	0.21806	999	C	0.21806
LEVEL OF SERVICE: Copyright CAP ADD CLASSIFICATION: Regular				1		0.21806	1		0.21806	1		0.21806	1		0.21806
CAP ADD CLASSIFICATION: REGULAR				11		0.30364	11		0.23364	11		0.23364	11		0.23364
Lackawanna NY / West Seneca NY (Rebuild)				11		0.30364	11		0.23364	11		0.23364	11		0.23364

11/28/00

3/4

HEADLINE NAME: Lackawanna NY
 CHANNEL LINEUP: West Seneca NY (Rebuild)
 CORP NUMBER: 01610
 REG OR NONREG: REG

Service	Conv #	Carr Level	CAP Designation	2001											
				Q1 Conv	Q1 Carr	Q1 Fees	Q2 Conv	Q2 Carr	Q2 Fees	Q3 Conv	Q3 Carr	Q3 Fees	Q4 Conv	Q4 Carr	Q4 Fees
WGRZ	2	B	R	2	B	0.00000	2	B	0.00000	2	B	0.00000	2	B	0.00000
WNED	3	B	R	3	B	0.00000	3	B	0.00000	3	B	0.00000	3	B	0.00000
WVVB	4	B	R	4	B	0.00000	4	B	0.00000	4	B	0.00000	4	B	0.00000
WUTV	6	B	R	6	B	0.00000	6	B	0.00000	6	B	0.00000	6	B	0.00000
WKBW	7	B	R	7	B	0.00000	7	B	0.00000	7	B	0.00000	7	B	0.00000
WNYO	8	B	R	8	B	0.00000	8	B	0.00000	8	B	0.00000	8	B	0.00000
CFTO	9	B	R	9	B	0.00000	9	B	0.00000	9	B	0.00000	9	B	0.00000
WNEQ	10	B	R	10	B	0.00000	10	B	0.00000	10	B	0.00000	10	B	0.00000
LO	10	B	R	10	B	0.00000	10	B	0.00000	10	B	0.00000	10	B	0.00000
WNGS	11	B	R	11	B	0.00000	11	B	0.00000	11	B	0.00000	11	B	0.00000
WNYB	12	B	R	12	B	0.00000	12	B	0.00000	12	B	0.00000	12	B	0.00000
KNOWLEDGE TV	13	B	R												
DISCHLTH	13	B	R	13	B	0.08000	13	B	0.08000	13	B	0.08000	13	B	0.08000
CBLT	13	B	R	13	B	0.00000	13	B	0.00000	13	B	0.00000	13	B	0.00000
BMI/ASCAP	998	B	R	998	B	0.01558	998	B	0.01558	998	B	0.01558	998	B	0.01558
LEVEL OF SERVICE: Broadcast CAP ADD CLASSIFICATION: Regular				11		0.09558	11		0.09558	11		0.09558	11		0.09558
COPYRIGHT	999	C	R	999	C	0.21806	999	C	0.21806	999	C	0.21806	999	C	0.21806
LEVEL OF SERVICE: Copyright CAP ADD CLASSIFICATION: Regular				1		0.21806	1		0.21806	1		0.21806	1		0.21806
CAP ADD CLASSIFICATION: REGULAR				11		0.31364	11		0.31364	11		0.31364	11		0.31364
Lackawanna NY / West Seneca NY (Rebuild)				11		0.31364	11		0.31364	11		0.31364	11		0.31364

11/28/00

4/4

HEADEND NAME: Lackawanna NY
 CHANNEL LINEUP: West Seneca NY (Rebuild)
 CORP NUMBER: 01610
 REG OR NONREG: REG

Service	Conv #	Carr Level	CAP Designation	2002											
				Q1 Conv	Q1 Carr	Q1 Fees	Q2 Conv	Q2 Carr	Q2 Fees	Q3 Conv	Q3 Carr	Q3 Fees	Q4 Conv	Q4 Carr	Q4 Fees
WGRZ	2	B	R	2	B	0.00000	2	B	0.00000	2	B	0.00000	2	B	0.00000
WNED	3	B	R	3	B	0.00000	3	B	0.00000	3	B	0.00000	3	B	0.00000
WIVB	4	B	R	4	B	0.00000	4	B	0.00000	4	B	0.00000	4	B	0.00000
WUTV	6	B	R	6	B	0.00000	6	B	0.00000	6	B	0.00000	6	B	0.00000
WKBW	7	B	R	7	B	0.00000	7	B	0.00000	7	B	0.00000	7	B	0.00000
WNYO	8	B	R	8	B	0.00000	8	B	0.00000	8	B	0.00000	8	B	0.00000
CFTO	9	B	R	9	B	0.00000	9	B	0.00000	9	B	0.00000	9	B	0.00000
WNEQ	10	B	R	10	B	0.00000	10	B	0.00000	10	B	0.00000	10	B	0.00000
LO	10	B	R	10	B	0.00000	10	B	0.00000	10	B	0.00000	10	B	0.00000
WNGS	11	B	R	11	B	0.00000	11	B	0.00000	11	B	0.00000	11	B	0.00000
WNYB	12	B	R	12	B	0.00000	12	B	0.00000	12	B	0.00000	12	B	0.00000
DISCHLTH	13	B	R	13	B	0.09000	13	B	0.09000	13	B	0.09000	13	B	0.09000
CBLT	13	B	R	13	B	0.00000	13	B	0.00000	13	B	0.00000	13	B	0.00000
BMI/ASCAP	998	B	R	998	B	0.01558	998	B	0.01558	998	B	0.01558	998	B	0.01558
LEVEL OF SERVICE: Broadcast			CAP ADD CLASSIFICATION: Regular	11		0.10558	11		0.10558	11		0.10558	11		0.10558
COPYRIGHT	999	C	R	999	C	0.21806	999	C	0.21806	999	C	0.21806	999	C	0.21806
LEVEL OF SERVICE: Copyright			CAP ADD CLASSIFICATION: Regular	1		0.21806	1		0.21806	1		0.21806	1		0.21806
CAP CLASSIFICATION: REGULAR				11		0.32364	11		0.32364	11		0.32364	11		0.32364
Lackawanna NY / West Seneca NY (Rebuild)				11		0.32364	11		0.32364	11		0.32364	11		0.32364

8. Status of Previous Filing of FCC Form 1210 (enter an "x" in the appropriate box)

a. Has an FCC Form 1210 been previously filed with the FCC?

YES	NO
	X

 If yes, enter the date of the most recent filing:

	(mm/dd/yy)
--	------------

b. Has an FCC Form 1210 been previously filed with the Franchising Authority?

YES	NO
X	

 If yes, enter the date of the most recent filing:

09/01/95	(mm/dd/yy)
----------	------------

9. Status of FCC Form 1200 Filing (enter an "x" in the appropriate box)

a. Has an FCC Form 1200 been previously filed with the FCC?

YES	NO
	X

 If yes, enter the date filed:

	(mm/dd/yy)
--	------------

b. Has an FCC Form 1200 been previously filed with the Franchising Authority?

YES	NO
X	

 If yes, enter the date filed:

05/10/95	(mm/dd/yy)
----------	------------

10. Cable programming Services Complaint Status (enter an "x" in the appropriate box)

a. Is this form being filed in response to an FCC Form 329 complaint?

YES	NO
	X

 If yes, enter the date of the complaint:

	(mm/dd/yy)
--	------------

11. Is FCC Form 1205 Being Included With This Filing

YES	NO
X	

12. Selection of "Going Forward" Channel Addition Methodology (enter an "x" in the appropriate box)

- Check here if you are using the original rules [MARKUP METHOD].
 Check here if you are using the new, alternative rules [CAPS METHOD].

If using the CAPS METHOD, have you elected to revise recovery for channels added during the period May 15, 1994 to Dec. 31, 1994?

YES	NO
	X

13. Headend Upgrade Methodology

**NOTE: Operators must certify to the Commission their eligibility to use this upgrade methodology and attach an equipment list and depreciation schedule.*

Check here if you are a qualifying small system using the streamlined headend upgrade methodology.

Part I: Preliminary Information

Module A: Maximum Permitted Rate From Previous Filing

Line	Line Description	a Basic	b Tier 2	c Tier 3	d Tier 4	e Tier 5
A1	Current Maximum Permitted Rate	\$5.5788				

Module B: Subscribership

Line	Line Description	a Basic	b Tier 2	c Tier 3	d Tier 4	e Tier 5
B1	Average Subscribership For True-Up Period 1	1,969				
B2	Average Subscribership For True-Up Period 2	1,982				
B3	Estimated Average Subscribership For Projected Period	1,982				

Module C: Inflation Information

Line	Line Description	
C1	Unclaimed Inflation: Operator Switching From 1210 To 1240	1.0000
C2	Unclaimed Inflation: Unregulated Operator Responding to Rate Complaint	1.0000
C3	Inflation Factor For True-Up Period 1 [Wks 1]	1.0193
C4	Inflation Factor For True-Up Period 2 [Wks 1]	1.0240
C5	Current FCC Inflation Factor	1.0240

FCC FORM 1240
 UPDATING MAXIMUM PERMITTED RATES FOR REGULATED CABLE SERVICES

Cable Operator:

Name of Cable Operator PARNASSOS, L.P./dba ADELPHIA COMMUNICATIONS CORPORATION		
Mailing Address of Cable Operator MAIN AT WATER STREET		
City COUDERSPORT	State PA	ZIP Code 16915

1. Does this filing involve a single franchise authority and a single community unit?

YES	NO
X	

If yes, complete the franchise authority information below and enter the associated CUID number here:

NY1223

2. Does this filing involve a single franchise authority but multiple community units?

YES	NO
	X

If yes, enter the associated CUIDs below and complete the franchise authority information at the bottom of this page:

--

3. Does this filing involve multiple franchise authorities?

If yes, attach a separate sheet for each franchise authority and include the following franchise authority information with its associated CUID(s):

Franchise Authority Information:

Name of Local Franchising Authority NEW YORK PUBLIC SERVICE COMMISSION		
Mailing Address of Local Franchising Authority 3 EMPIRE STATE PLAZA		
City ALBANY	State NY	ZIP Code 12242
Telephone number	Fax Number	

PUBLIC SERVICE COMMISSION
 RECEIVED
 JAN 16 2001
 FILES
 ALBANY, NY

4. For what purpose is this Form 1240 being filed? Please put an "X" in the appropriate box.

a. Original Form 1240 for Basic Tier	X
b. Amended Form 1240 for Basic Tier	
c. Original Form 1240 for CPS Tier	
d. Amended Form 1240 for CPS Tier	

5. Indicate the one year time period for which you are setting rates (the Projected Period).

TO		
	04/01/01	03/31/02
	(mm/yy)	

6. Indicate the time period for which you are performing a true-up.

TO		
	05/01/99	12/31/00
	(mm/yy)	

7. Status of Previous Filing of FCC Form 1240 (enter an "x" in the appropriate box)

	YES	NO
a. Is this the first FCC Form 1240 filed in any jurisdiction?		X
b. Has an FCC Form 1240 been filed previously with the FCC?		X

If yes, enter the date of the most recent filing: (mm/dd/yy)

c. Has an FCC Form 1240 been filed previously with the Franchising Authority?

	YES	NO
	X	
If yes, enter the date of the most recent filing:	04/30/99	(mm/dd/yy)

Module H: True-Up Adjustment Calculation

Line	Line Description	a Basic	b Tier 2	c Tier 3	d Tier 4	e Tier 5
Adjustment For True-Up Period 1						
H1	Revenue From Period 1	\$139,227.9900				
H2	Revenue From Max Permitted Rate for Period 1	\$134,331.2596				
H3	True-Up Period 1 Adjustment [H2-H1]	(\$4,896.7304)				
H4	Interest on Period 1 Adjustment	(\$420.9084)				
Adjustment For True-Up Period 2						
H5	Revenue From Period 2 Eligible for Interest	\$88,301.2100				
H6	Revenue From Max Perm Rate for Period 2 Eligible For Interest	\$93,029.2995				
H7	Period 2 Adjustment Eligible For Interest [H6-H5]	\$4,728.0895				
H8	Interest on Period 2 Adjustment (See instructions for formula)	\$177.3034				
H9	Revenue From Period 2 Ineligible for Interest					
H10	Revenue From Max Perm Rate for Period 2 Ineligible for Intere					
H11	Period 2 Adjustment Ineligible For Interest [H10-H9]					
Total True-Up Adjustment						
H12	Amounts Remaining True-Up Adjustment					
H13	Total True-Up Adjustment [H3+H4+H7+H8+H11+H12]	(\$412.2460)				
H14	Amount of True-Up Claimed For This Projected Period	(\$412.2460)				
H15	Remaining True-Up Adjustment [H13-H14]					

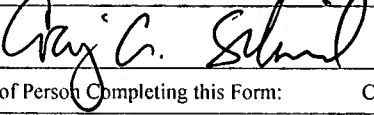
**Part III: Projected Period
Module I: New Maximum Permitted Rate**

Line	Line Description	a Basic	b Tier 2	c Tier 3	d Tier 4	e Tier 5
I1	Caps Method Segment For Projected Period [Wks 2]					
I2	Markup Method Segment For Projected Period [Wks 3]					
I3	Chan Mvmnt Deletn Segment For Projected Period [Wks 4/5]	(\$1,1416)				
I4	Proj. Period Rate Eligible For Inflation [D8+F5+G5+I1+I2+I3]	\$5,6820				
I5	Inflation Segment for Projected Period [(I4*C5)-I4]	\$0.1364				
I6	Headend Upgrade Segment For Projected Period [Wks 6]					
I7	External Costs Segment For Projected Period [Wks 7]	\$0.3399				
I8	Op Segment For Projected Period	(\$0.0173)				
I9	Max Permitted Rate for Projected Period [I4+I5+I6+I7+I8]	\$6.1408				
I10	Operator Selected Rate For Projected Period	\$7.2000				

Certification Statement

WILLFUL FALSE STATEMENTS MADE ON THIS FORM ARE PUNISHABLE BY FINE AND/OR IMPRISONMENT (U.S. CODE TITLE 18, SECTION 1001), AND/OR FORFEITURE (U.S. CODE, TITLE 47, SECTION 503).

I certify that the statements made in this form are true and correct to the best of my knowledge and belief, and are made in good faith.

Signature 	Date 12/18/00
Name and Title of Person Completing this Form: Craig A. Schmid, Director of Regulation	
Telephone number (814) 274-9830	Fax Number (814) 274-7782

Worksheet 1 - True-Up Period Inflation

For instructions, see Appendix A of Instructions For FCC Form 1240

Line	Period	FCC Inflation Factor	
101	Month 1	1.35%	May 1999
102	Month 2	1.35%	June 1999
103	Month 3	1.04%	July 1999
104	Month 4	1.04%	August 1999
105	Month 5	1.04%	September 1999
106	Month 6	1.96%	October 1999
107	Month 7	1.96%	November 1999
108	Month 8	1.96%	December 1999
109	Month 9	3.00%	January 2000
110	Month 10	3.00%	February 2000
111	Month 11	3.00%	March 2000
112	Month 12	2.40%	April 2000
113	Average Inflation Factor for True-Up Period 1	1.0193	
114	Month 13	2.40%	May 2000
115	Month 14	2.40%	June 2000
116	Month 15	2.40%	July 2000
117	Month 16	2.40%	August 2000
118	Month 17	2.40%	September 2000
119	Month 18	2.40%	October 2000
120	Month 19	2.40%	November 2000
121	Month 20	2.40%	December 2000
122	Month 21		
123	Month 22		
124	Month 23		
125	Month 24		
126	Average Inflation Factor for True-Up Period 2	1.0240	

Worksheet 7 - External Costs True-Up Period

For instructions, see Appendix A of Instructions For FCC Form 1240

True-Up Period	Projected Period
X	

Question 1. For which time period are you filling out this worksheet? [Put an "X" in the appropriate box.]

Question 2. How long is the first period, in months, for which rates are being set with this worksheet?

Question 3. How long is the second period, in months, for which rates are being set with this worksheet?

12
8

Line	Line Description	a Basic	b Tier 2	c Tier 3	d Tier 4	e Tier 5
------	------------------	------------	-------------	-------------	-------------	-------------

Period 1

External Costs Eligible for Markup						
701	Cost of programming For Channels Added Prior to 5/15/94 or After 5/15/94 Using Markup Method For Period	\$1,239.05				
702	Retransmission Consent Fees For Period					
703	Copyright Fees For Period	\$3,186.43				
704	External Costs Eligible For 7.5% Markup	\$4,425.49				
705	Marked Up External Costs	\$4,757.3964				
External Costs Not Eligible for Markup						
706	Cable Specific Taxes For Period					
707	Franchise Related Costs For Period					
708	Commission Regulatory Fees For Period					
709	Total External Costs For Period	\$4,757.3964				
710	Monthly, Per-Subscriber External Costs For Period 1	\$0.2013				

Period 2

External Costs Eligible for Markup						
711	Cost of programming For Channels Added Prior to 5/15/94 or After 5/15/94 Using Markup Method For Period	\$246.99				
712	Retransmission Consent Fees For Period					
713	Copyright Fees For Period	\$3,456.91				
714	External Costs Eligible For 7.5% Markup	\$3,703.89				
715	Marked Up External Costs	\$3,981.6870				
External Costs Not Eligible for Markup						
716	Cable Specific Taxes For Period					
717	Franchise Related Costs For Period					
718	Commission Regulatory Fees For Period					
719	Total External Costs For Period	\$3,981.6870				
720	Monthly, Per-Subscriber External Costs For Period 2	\$0.2512				

Worksheet 7 - External Costs Projected Period

For instructions, see Appendix A of Instructions For FCC Form 1240

True-Up Period	Projected Period
	X
	12

Question 1. For which time period are you filling out this worksheet? [Put an "X" in the appropriate box.]

Question 2. How long is the first period, in months, for which rates are being set with this worksheet?

Question 3. How long is the second period, in months, for which rates are being set with this worksheet?

Line	Line Description	a Basic	b Tier 2	c Tier 3	d Tier 4	e Tier 5
Period 1						
External Costs Eligible for Markup						
701	Cost of programming For Channels Added Prior to 5/15/94 or After 5/15/94 Using Markup Method For Period	\$2,332.29				
702	Transmission Consent Fees For Period					
703	Light Fees For Period	\$5,185.36				
704	External Costs Eligible For 7.5% Markup	\$7,517.65				
705	Marked Up External Costs	\$8,081.4750				
External Costs Not Eligible for Markup						
706	Cable Specific Taxes For Period					
707	Franchise Related Costs For Period					
708	Commission Regulatory Fees For Period					
709	Total External Costs For Period	\$8,081.4750				
710	Monthly, Per-Subscriber External Costs For Period 1	\$0.3399				

Worksheet 8 - True-Up Rate Charged

For instructions, see Appendix A of Instructions For FCC Form 1240

Question 1. How long is the True-Up Period 1, in months?

12

Question 2. How long is the True-Up Period 2, in months?

8

Line	Line Description	a Basic	b Tier 2	c Tier 3	d Tier 4	e Tier 5
801	Month 1	\$6.8600				
802	Month 2	\$6.8600				
803	Month 3	\$6.8600				
804	Month 4	\$5.5700				
805	Month 5	\$5.5700				
806	Month 6	\$5.5700				
807	Month 7	\$5.5700				
808	Month 8	\$5.5700				
809	Month 9	\$5.5700				
810	Month 10	\$5.5700				
811	Month 11	\$5.5700				
812	Month 12	\$5.5700				
813	Period 1 Average Rate	\$5.8925				

814	Month 13	\$5.5700				
815	Month 14	\$5.5700				
816	Month 15	\$5.5700				
817	Month 16	\$5.5700				
818	Month 17	\$5.5700				
819	Month 18	\$5.5700				
820	Month 19	\$5.5700				
821	Month 20	\$5.5700				
822	Month 21					
823	Month 22					
824	Month 23					
825	Month 24					
826	Period 2 Average Rate	\$5.5700				

**ADELPHIA CABLE COMMUNICATIONS
FCC FORM 1240
SUMMARY OF SUPPORTING INFORMATION**

The following schedule summarizes the supporting documentation provided with this Form 1240 filing:

<u>Reference</u>	<u>Description</u>
Exhibit I	Current and Proposed Rate Structure.
Exhibit II	Inflation Factor used in Module C.
Exhibit III	Subscribership used in Module B.
Exhibit IV	Channel line-up at the beginning of the Projected Period identified in our response to Question 5 of the FCC Form 1240
Exhibit V	Channel line-up and rate card at the beginning of the True-Up Period identified in our response to Question 6 of the FCC Form 1240
Exhibit VI	Schedule summarizing the calculation of Worksheet 7 programming costs and Copyright Fees for the True-Up Period.
Exhibit VII	Schedule summarizing the calculation of Worksheet 7 programming costs and Copyright Fees for the Projected Period.
Exhibit VIII	Programming costs by quarter for the True-Up Period and Projected Period
Exhibit IX	Form 1235 Cost of Service Filing

ADELPHIA CABLE COMMUNICATIONS
FCC FORM 1240
RATE STRUCTURE SUMMARY

CUID
NY1223

Franchise: Village of East Aurora

Current Rate Structure

Basic

Service Rate, net of franchise fees	<u><u>\$6.86</u></u>
-------------------------------------	----------------------

Rate Structure as of April 1, 2001

Service Rate, net of franchise fees	<u><u>\$7.20</u></u>
-------------------------------------	----------------------

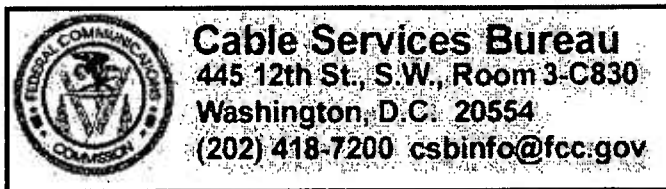
Service Rate Increase	<u><u>\$0.34</u></u>
-----------------------	----------------------

Maximum Allowable Rate Calculation:

Form 1240 Module I9	\$6.1408
---------------------	----------

Form 1235 Add-on	<u>\$2.00</u>
------------------	---------------

Combined Maximum Permitted Rate	<u><u>\$8.1408</u></u>
---------------------------------	------------------------



Inflation Updates for Forms 1210 and 1240

The following figures come from the Department of Commerce's Gross National Product Price Index. The instructions for the respective forms contain directions on how to use the figures. Clicking on the file name in the third column allows you to view the Press Release or Order which announced the inflation number.

1210 Inflation Adjustments		
Period	Inflation Adjustment	Press Release
October 1, 1992 - September 30, 1993	3.00%	Not Available
October 1, 1993 - June 30, 1994	2.15%	fcc95043.txt (para. 12)
July 1, 1994 - June 30, 1995	2.96%	da952086.txt
July 1, 1995 - June 30, 1996	2.14%	da961986.txt
July 1, 1996 - June 30, 1997	2.18%	da972180.txt
July 1, 1997 - June 30, 1998	1.01%	da981974.txt
July 1, 1998 - June 30, 1999	1.18%	da992072.txt
July 1, 1999 - June 30, 2000	2.08%	da002261.txt
1240 Inflation Adjustments		
Period	Inflation Adjustment	Press Release
July 1, 1995 - September 30, 1995	2.22%	da960311.txt
October 1, 1995 - December 31, 1995	2.22%	da961217.txt
January 1, 1996 - March 31, 1996	2.39%	da961217.txt
April 1, 1996 - June 30, 1996	2.22%	da961986.txt
July 1, 1996 to September 30, 1996	2.21%	da970130.txt
October 1, 1996 to December 31, 1996	1.83%	da970692.txt
January 1, 1997 to March 31, 1997	2.70%	nrcb7011.txt
April 1, 1997 - June 30, 1997	1.77%	da972180.txt
July 1, 1997 - September 30, 1997	1.43%	da980013.txt
October 1, 1997 - December 31, 1997	1.43%	da980663.txt
January 1, 1998 - March 31, 1998	1.14%	da981292.txt
April 1, 1998 - June 30, 1998	0.82%	da981974.txt
July 1, 1998 - September 30, 1998	1.00%	da982634.txt
October 1, 1998 - December 31, 1998	0.78%	da990640.txt
January 1, 1999 - March 31, 1999	1.60%	da991272.txt
April 1, 1999 - June 30, 1999	1.35%	da992072.txt
July 1, 1999 - September 30, 1999	1.04%	da993032.txt
October 1, 1999 - December 31, 1999	1.96%	da000767.txt
January 1, 2000 - March 31, 2000	3.00%	da001492.txt
April 1, 2000 - June 30, 2000	2.40%	da002261.txt

Note: Prior to February 1995, transition systems were not allowed to take inflation adjustments. The inflation adjustment for transition systems for the period from October 1, 1992 to June 30, 1994 is 5.21%.

**ADELPHIA CABLE COMMUNICATIONS
FCC FORM 1240
SUBSCRIBERSHIP**

Module B: Subscribers

B1 Average Subscribership for True-Up Period 1

The subscriber totals used in Line B1 were calculated as the average number of subscribers per the monthly subscriber billing reports for the first twelve month period of the True-Up Period identified in our response to Question 6 of the FCC Form 1240. The months included in True-Up Period 1 are listed on Worksheet 1 - True-Up Period Inflation of the FCC Form 1240.

B2 Average Subscribership for True-Up Period 2

The subscriber totals used in Line B2 were calculated as the average number of subscribers per the monthly subscriber billing reports for the months included in True-Up Period 2 of the True-Up Period identified in our response to Question 6 of the FCC Form 1240. The months included in True-Up Period 2 are listed on Worksheet 1 - True-Up Period Inflation of the FCC Form 1240.

B3 Estimated Average Subscribership for Projected Period

The subscriber totals used in Line B3 reflect the same totals used in Line B1 or Line B2 if the total true-up period is greater than 12 months. Adelphia has not attempted to increase the number of subscribers for the projected period by utilizing any estimated growth factor.

Western New York

/Buffalo/

West Seneca NY (Rebuild)

Office Addr: 789 Indian Church Road
West Seneca, NY 14224Headend Addr: 120 Brown Street
Lackawanna, NY 14218

Phone #: (716) 558-8100

Channel Capacity: 110

Fax #: (716) 827-8058

mHz: 750

Basic (Broadcast)

Total Basic (Broadcast) Channels: 11

Ch #	Freq	Network	Network Description	Launch Date
2	54	NBC	WGRZ 2 Buffalo	
3	60	PBS	WNED 17 Buffalo	
4	66	CBS	WIVB 4 Buffalo	
6	82	FOX	WUTV 29 Buffalo	
7	174	ABC	WKBW 7 Buffalo	
8	180	WB	WNYO 49 Buffalo	10/23/96
9	186	CTV	CFTO 9 Toronto	
10	192	PBS	WNEQ 23 Buffalo	
10	192		LO Local Origination	
11	198	UPN	WNGS 67 Springville	12/31/96
12	204	TBN	WNYB 26 Jamestown	01/02/97
13	210		DISCHLTH Discovery Health	04/01/00
13	210	CBC	CBLT 5 Toronto	

Cable (Satellite)

Total CableValue (Satellite) Channels: 51

Ch #	Freq	Network	Network Description	Launch Date
14	121	ACN	Adelphia Community Network	
15	126	ESPN	ESPN	
16	132	ESPN2	ESPN2	
17	138	EMPIRE	Empire Sports Network	
18	144	CNBC	CNBC	
18	144		LO Local Origination	
19	150	PAX	WPXJ 19 Batavia	09/30/99
20	156	DIS	The Disney Channel	
23	216	TBS	TBS	
24	222	CNN	Cable News Network	
25	228	TWC	The Weather Channel	
26	234	A&E	A&E	
27	240	TNN	The National Network	
28	246	FAM	FOX Family Channel	
29	252	TDC	The Discovery Channel	
30	258	MTV	Music Television	
31	264	AMC	American Movie Classics	
32	270	VH-1	Video Hits One	
33	276	LIFE	Lifetime Television	
34	282	TNT	Turner Network Television	
35	288	USA	USA Network	
36	294	HSN	Home Shopping Network	
37	300	FX	fX-Fox Basic Cable	06/06/94
38	306	NICK	Nickelodeon	
39	312	TCN	The Cartoon Network	12/31/93
40	318	TCM	Turner Classic Movies	09/30/94
41	324	EWTN	Eternal Word Television Network	
42	330	TV LAND	TV Land	12/31/96
43	336	C-SPAN	Cable Satellite Public Affairs Network-House	
44	342	QVC	Quality, Value, Convenience	
45	348	E!	E! Entertainment Television	
46	354	CNBC	CNBC	
47	360	TLC	The Learning Channel	12/31/93
48	366	THC	The History Channel	10/01/95
49	372	AP	Animal Planet	07/15/99
50	378	BET	Black Entertainment Television	06/23/96
51	384	HN	Headline News	
52	390	TRAVEL	The Travel Channel	
53	396	C-SPAN2	Cable Satellite Public Affairs Network-Senate	
54	402	MSG	Madison Square Garden	
55	408	COM	Comedy Central	08/01/98

Western New York

/Buffalo/

West Seneca NY (Rebuild)

Office Addr: 789 Indian Church Road
West Seneca, NY 14224

Phone #: (716) 558-8100

Fax #: (716) 827-8058

Headend Addr: 120 Brown Street
Lackawanna, NY 14218

Channel Capacity: 110

mHz: 750

CableValue (Satellite)

Total CableValue (Satellite) Channels: 51

Ch #	Freq	Network	Network Description	Launch Date
56	414	TVFN	Television Food Network	03/01/95
57	420	HGTV	Home & Garden Television Network	03/01/95
58	426	CMT	Country Music Television	06/23/96
59	432	SCI-FI	The Science Fiction Channel	10/01/95
60	438	MSNBC	MSNBC	09/30/94
63	456	PEG	Public/Educational/Government Access	04/15/98
67	480	STARNET	Pay Per View Information	
68	486	BULLETIN BOARD	Community Bulletin Board	03/01/95
69	492	DISCHLTH	Discovery Health	04/01/00
70	498	HEALTH	Fox Health Network	
95	91.25	TV GUIDE	TV GUIDE	

Digital Premium Services

Total Digital Premium Services Channels: 18

Ch #	Freq	Network	Network Description	Launch Date
201		HBO	Home Box Office	11/01/97
202		HBOPLUS	HBO Plus	11/01/97
203		HBO SIG	HBO Signature	11/01/97
204		HBO FAM	HBO Family	11/01/97
205		HBO	Home Box Office	11/01/97
206		HBOPLUS	HBO Plus	11/01/97
207		HBO SIG	HBO Signature	11/01/97
208		HBO FAM	HBO Family	11/01/97
211		MAX	Cinemax	11/01/97
212		MOREMAX	More Max	11/01/97
213		ACTMAX	Action MAX	02/15/99
215		THRMAX	Thriller MAX	11/01/97
221		SHOW	Showtime	11/01/97
222		SHOW2	Showtime 2	11/01/97
223		SHO3	Showtime 3-Digital	11/01/97
224		SHOWEXT	Showtime Extreme	08/01/98
231		TMC	The Movie Channel	11/01/97
232		TMC2	The Movie Channel 2-Digital	11/01/97

Digital Service

Total Digital Service Channels: 51

Ch #	Freq	Network	Network Description	Launch Date
71	504	DIGITAL	Digital Service	
72	510	DIGITAL	Digital Service	
73	516	DIGITAL	Digital Service	
74	522	DIGITAL	Digital Service	
75	528	DIGITAL	Digital Service	
76	534	DIGITAL	Digital Service	
77	540	DIGITAL	Digital Service	
78	546	SURFBOARD	Surfboard	
79	552	DIGITAL	Digital Service	
300		PPV INFO	PPV Information	11/01/97
401		MCSHOW1	MC SHOWCASE 1	11/01/97
402		MCSHOW2	MC SHOWCASE 2	11/01/97
403		MCORIGENS	MC Origenes	01/21/99
404		MCNEW	MC NEW RELEASES	11/01/97
405		MCAMORIG	MC American Originals	01/21/99
406		MCSOUNDS	MC SOUNDS OF SEASON	11/01/97
407		MCKIDS	MC FOR KIDS ONLY	11/01/97
408		MCWORLD	MC WORLD BEAT	11/01/97
409		MCBODY	MC BODY & SOUL	11/01/97
410		MCCLR&B	MC Classic R & B	11/01/97
411		MCR&BHITS	MC R&B HITS	11/01/97

Western New York

/Buffalo/

West Seneca NY (Rebuild)

Office Addr: 789 Indian Church Road
West Seneca, NY 14224

Phone #: (716) 558-8100

Fax #: (716) 827-8058

Headend Addr: 120 Brown Street
Lackawanna, NY 14218

Channel Capacity: 110

mHz: 750

Digital Service

Total Digital Service Channels: 51

Ch #	Freq	Network	Network Description	Launch Date
412		MCDANCE	MC DANCE	11/01/97
413		MCRAP	MC RAP	11/01/97
414		MCMETAL	MC METAL	11/01/97
415		MCALTERN	MC ALTERNATIVE ROCK	11/01/97
416		MCPROG	MC PROGRESSIVE ALBUM	11/01/97
417		MCCLASSIC	MC CLASSIC ROCK	11/01/97
418		MCROCK	MC ROCK HITS	11/01/97
419		MCSOFT	MC SOFT ROCK	11/01/97
420		MCHITLIST	MC HIT LIST	11/01/97
421		MC80S	MC 80S POWER HITS	11/01/97
422		MC70S	MC 70S SUPER HITS	11/01/97
423		MCSOLIDGOLD	MC SOLID GOLD OLDIES	11/01/97
424		MCTODAY	MC TODAYS COUNTRY	11/01/97
425		MCCOUNTRY	MC CLASSIC COUNTRY	11/01/97
426		MCBIGBAND	MC BIG BAND	11/01/97
427		MCS&S	MC SINGERS & STANDARDS	11/01/97
428		MCEASY	MC EASY LISTENING	11/01/97
429		MCCLASS	MC CLASSICAL MASTERPIECES	11/01/97
430		MCLITECLASS	MC LITE CLASSICAL	11/01/97
431		MCATMOS	MC Atmospheres	11/01/97
432		MCLITEJAZZ	MC LITE JAZZ	11/01/97
433		MCJAZZ	MC JAZZ	11/01/97
434		MCBLUES	MC BLUES	11/01/97
435		MCGOSPEL	MC GOSPEL	11/01/97
436		MCCHRISTIAN	MC CONTEMP CHRISTIAN	11/01/97
437		MCLATINA	MC MUSICA LATINA	11/01/97
438		MCTROPICAL	MC TROPICAL	11/01/97
439		MCMEXICANA	MC MEXICANA	11/01/97
440		MCTEJANO	MC TEJANO	11/01/97
999		TRIB	Tribune Digital Guide	

Digital-Basic

Total Digital-Basic Channels: 19

Ch #	Freq	Network	Network Description	Launch Date
101	115	DISCKIDS	Discovery Kids-Digital Service	
102	115	DISCSCI	Discovery Science-Digital Service	
103	115	DISHOME	Discovery Home & Leisure-Digital Svc	
104	115	DISCCIV	Digital-Discovery Civilizations	
105	115	DISCHLTH	Discovery Health	
106	115	DISCWINGS	Digital-Discovery Wings	
107	115	GAME	Game Show Network	
109	115	BBCA	BBC Americas	
110	115	GOOD	Good Life TV (formerly Nostalgia)	
111	115	TWCSCAN	TWC Weatherscan	
121	115	GOLF	The Golf Channel	09/01/99
122	115	SPEED	Speedvision	
123	115	ESPNNW	ESPN News	
124	115	CNNNSI	CNN/Sports Illustrated	
125	115	FOXSPW	Fox Sports World	
126	115	OLC	Outdoor Life Channel	
127	115	OC	Outdoor Channel	
128	115	BLOOM	Bloomberg	
129	115	TECH TV	Tech TV	

Digital-Encore Movie Pkg

Total Digital-Encore Movie Pkg Channels: 14

Ch #	Freq	Network	Network Description	Launch Date
138	115	ENCORE	Encore	

Western New York

/Buffalo/

West Seneca NY (Rebuild)

Office Addr: 789 Indian Church Road
West Seneca, NY 14224
Phone #: (716) 558-8100
Fax #: (716) 827-8058

Headend Addr: 120 Brown Street
Lackawanna, NY 14218
Channel Capacity: 110
mHz: 750

Digital-Encore Movie Pkg

Total Digital-Encore Movie Pkg Channels: 14

Ch #	Freq	Network	Network Description	Launch Date
139	115	ENCORE	Encore	
140	115	ROM	Romance Classics	
141	115	ENCLOVE	Encore Love	
142	115	ENCLOVE	Encore Love	
143	115	ENCWEST	Encore Westerns	
144	115	ENCWEST	Encore Westerns	
145	115	ENCMYST	Encore Mystery	
146	115	ENCMYST	Encore Mystery	
147	115	ENCTRUE	Encore True Stories	
148	115	ENCTRUE	Encore True Stories	
149	115	ENCACT	Encore Action	
150	115	ENCACT	Encore Action	
151	115	ENCWAM	Encore WAM!	

Digital-Starz Movie Pkg

Total Digital-Starz Movie Pkg Channels: 4

Ch #	Freq	Network	Network Description	Launch Date
241	115	STARZ	Starz	
243	115	STARZ2	Starz 2	
244	115	STARZFAM	Starz Family	
245	115	STARZCIN	Starz Cinema	

Pay Per View

Total Pay Per View Channels: 1

Ch #	Freq	Network	Network Description	Launch Date
62	450	VC5	Viewers Choice 5 Pay Per View	01/02/97

Premium

Total Premium Channels: 7

Ch #	Freq	Network	Network Description	Launch Date
5	76	HBO	Home Box Office	
21	162	TMC	The Movie Channel	
22	168	SHOW	Showtime	
61	444	MAX	Cinemax	
64	462	HBOPLUS	HBO Plus	09/01/95
65	468	HBO SIG	HBO Signature	09/01/95
66	464	MOREMAX	More Max	09/01/95

Total Channels: 176

International Rates & Packages

Programming Services *	Monthly	
	Broadcast Service (required)	Basic Service*
Amherst	\$ 6.00	\$ 35.50
Aurora - Town	\$ 7.09	\$ 35.50
Boston	\$ 6.75	\$ 35.50
Blasdell	\$ 5.77	\$ 35.50
Cheektowaga	\$ 5.75	\$ 35.50
Colden	\$ 7.15	\$ 35.50
Depew	\$ 5.60	\$ 35.50
East Aurora - Village	\$ 6.86	\$ 35.50
Eden	\$ 6.75	\$ 35.50
Grand Island	\$ 5.75	\$ 35.50
Hamburg - Town	\$ 5.58	\$ 35.50
Hamburg - Village	\$ 5.91	\$ 35.50
Holland	\$ 6.96	\$ 35.50
Kenmore	\$ 5.85	\$ 35.50
Lackawanna	\$ 5.50	\$ 35.50
North Tonawanda	\$ 5.76	\$ 35.50
Sloan	\$ 5.54	\$ 35.50
Tonawanda - City	\$ 5.73	\$ 35.50
Tonawanda - Town	\$ 5.85	\$ 35.50
Wales	\$ 6.90	\$ 35.50
West Seneca	\$ 5.65	\$ 35.50
Williamsville	\$ 5.81	\$ 35.50

+ Rates may vary due to FCC rate regulation formula in compliance with the telecommunications act and do not include franchise fees.

* Basic Service includes all Broadcast and Satellite channels.

Premium Entertainment Channels *	Monthly
Home Box Office	\$ 11.50
Showtime	\$ 11.50
Cinemax	\$ 11.50
The Movie Channel	\$ 11.50

* Premium Channels may require additional equipment charges.

Recommended Premium Packages *	Monthly
2 Premium Package	\$ 18.50
3 Premium Package	\$ 25.50
4 Premium Package	\$ 30.50

* Premium Channels may require additional equipment charges.

Additional Services	Monthly
TV Guide (weekly guide)	\$ 3.50
Adelphia Home Theater Movies (each) ^	\$ 3.95
Adelphia Home Theater Special Events ^	Varies

^ Addressable or digital converter required. Only available with Basic Service.

Equipment	Monthly
Additional Outlet (each)	\$ 1.05
Addressable Remote Control (each)	\$.25
Addressable Converter (each)	\$ 3.25

Equipment Purchases *

Basic Cable Converter Purchase (new) **	\$ 55.00
Basic Cable Converter Purchase (used) **	\$ 30.00
Remote Control Purchase (basic)	\$ 10.00
Limited Warranty for Basic Cable Converter	\$ 10.00

* Subject to tax.

** Subject to availability.

Installation Charges *

Initial Standard Install	\$ 47.00
Standard Install Underground Burial	\$ 60.00
Non Standard Install	Time & Materials
Change of Service (add/remove traps)	\$ 33.00
Reconnect (standard)	\$ 35.00
Non-Pay Reconnect (valid for first 30 days)	\$ 30.00
Transfer of Service (new address)	\$ 35.00
Relocate Outlet	\$ 35.00
Trip Charge	\$ 31.00
Additional Outlet(s), Digital Service (with initial install)	\$ 23.00
Additional Outlet(s), Digital Service^ (after initial install)	\$ 35.00
A/B Switch (materials only)	\$ 10.00
Unreturned Digital Converter Charge	\$ 500.00
Unreturned Addressable Converter Charge	\$ 150.00
Unreturned Basic Converter Charge	\$ 55.00
Parental Control	Available upon request
Service Call	**Time & Materials

* Subject to tax.

^ First additional set or Digital Service installed - \$35.00.

Each additional set or Digital Service installed during the same trip - \$23.00 each.

**Hourly rate - \$32.00

Transaction Charges

Change of Service (Addressable) [*] (per transaction - no visit to residence required)	\$ 2.00
Late Payment Fee	\$ 5.00

* Subject to tax.

Any customer initiated damages will be charged on a time and materials basis.

Cable Entertainment

International Channel Line-Up

Channel	Network	Station/Service	Key
02	NBC	WGRZ 2 Buffalo	<input type="checkbox"/>
03	PBS	WNED 17 Buffalo	<input type="checkbox"/>
04	CBS	WIVB 4 Buffalo	<input type="checkbox"/>
05	HBO	Home Box Office	●
06	FOX	WUTV 29 Buffalo	<input type="checkbox"/>
07	ABC	WKBW 7 Buffalo	<input type="checkbox"/>
08	WB	WNYO 49 Buffalo	<input type="checkbox"/>
09	CTV	CFTO 9 Toronto	<input type="checkbox"/>
10	PBS/LO	WNEQ 23 Buffalo/Local Orig/Access	<input type="checkbox"/>
11	IND	WNGS 67 Springville	<input type="checkbox"/>
12	IND	WNYB 26 Jamestown	<input type="checkbox"/>
13	CBC/KNOW	CBLT 5 Toronto / Knowledge TV	<input type="checkbox"/>
14	SPN	Showplace Network	○
15	ESPN	24 Hour Sports	○
16	ESPN2	24 Hour Sports	○
17	EMPIRE	Empire Sports Network	○
18	LO	Local Origination/Access	○
19	IND	WPXJ 51 Batavia	○
20	DISNEY	Disney Channel	○
21	TMC	The Movie Channel	●
22	SHOW	Showtime	●
23	ND	TBS 17 Atlanta	○
24	CNN	Cable News Network	○
25	TWC	The Weather Channel	○
26	A&E	A & E	○
27	TNN	The Nashville Network	○
28	FAM	Fox Family Channel	○
29	DSC	The Discovery Channel	○
30	MTV	Music Television	○
31	AMC	American Movie Classics	○
32	VH1	Video Hits One	○
33	LIFE	Lifetime Television	○

34	TNT	Turner Network Television	○
35	USA	USA Network	○
36	HSN	Home Shopping Network	○
37	FX	FX Network	○
38	NICK	Nickelodeon	○
39	TOON	The Cartoon Network	○
40	TCM	Turner Classic Movies	○
41	EWTN	Eternal Word Television Network	○
42	TVL	TV Land	○
43	C-SPAN	House of Representatives	○
44	QVC	Quality, Value, Convenience	○
45	E!TV	Entertainment Television	○
46	CNBC	Consumer / Business News	○
47	TLC	The Learning Channel	○
48	HIST	The History Channel	○
49	AP	Animal Planet	○
50	BET	Black Entertainment Television	○
51	HN	Headline News	○
52	TRAVEL	The Travel Channel	○
53	C-SPAN2	Senate	○
54	MSG	Madison Square Garden	○
55	COM	Comedy Central	○
56	FOOD	Food Network	○
57	HGTV	Home & Garden Television	○
58	CMT	Country Music Television	○
59	SCI-FI	Sci-Fi Channel	○
60	MSNBC	All News Network	○
61	MAX	Cinemax	●
62	AHT2	Adelphia Home Theater 2	●
63	PEG	Public/Gov't./Educ. Access	○
64	HBO P	HBO Plus	●
65	HBO S	HBO Signature	●
66	MMA	More Max	●
67	INFO	Adelphia Home Theater Information	○
68	BOARD	Community Billboard	○
69	KNOW	Knowledge TV	○
70	THN	The Health Network	○
95	TVG	TV Guide Channel	○
99	AHT1	Adelphia Home Theater 1	●

Key

- Broadcast Channel
- Satellite Channel
- Premium Channel
- Adelphia Home Theater Channel

Adelphia

1-800-367-6900

10/99

Adelphia

Your Link For Everything

ADELPHIA CABLE COMMUNICATIONS
FCC FORM 1240
WORKSHEET 7 - EXTERNAL COSTS
TRUE-UP PERIOD

CUID
NY1223

Franchise: Village of East Aurora

<u>Ref</u>	<u>True-Up Period 1</u>		<u>Basic</u>	<u>Copyright</u>	<u>Ref</u>
	1999 Programming and Copyright Expense:				
		<u>Months</u>			
	Second Quarter	2	\$0.04462	\$0.10204	Exhibit VIII
	Third Quarter	3	\$0.04462	\$0.09033	Exhibit VIII
	Fourth Quarter	3	\$0.04462	\$0.09033	Exhibit VIII
	Programming and Copyright Expense / Sub		\$0.35696	\$0.74606	
	# of subscribers		1,969	1,969	Line B1
	Total 1999 Programming and Copyright Expense		<u>\$702.85</u>	<u>\$1,468.99</u>	
	2000 Programming and Copyright Expense:				
		<u>Months</u>			
	First Quarter	3	\$0.08558	\$0.21806	Exhibit VIII
	Second Quarter	1	\$0.01558	\$0.21806	Exhibit VIII
	Programming and Copyright Expense / Sub		\$0.27232	\$0.87224	
	# of subscribers		1,969	1,969	Line B1
	Total 2000 Programming and Copyright Expense		<u>\$536.20</u>	<u>\$1,717.44</u>	
701	Total Programming Expense		<u>\$1,239.05</u>		
703	Total Copyright Expense			<u>\$3,186.43</u>	

ADELPHIA CABLE COMMUNICATIONS
 FCC FORM 1240
 WORKSHEET 7 - EXTERNAL COSTS
 TRUE-UP PERIOD

 CUID
 NY1223

Franchise: Village of East Aurora

<u>Ref</u>	<u>True-Up Period 2</u>		<u>Basic</u>	<u>Copyright</u>	<u>Ref</u>
	2000 Programming and Copyright Expense:				
		<u>Months</u>			
	Second Quarter	2	\$0.01558	\$0.21806	Exhibit VIII
	Third Quarter	3	\$0.01558	\$0.21806	Exhibit VIII
	Fourth Quarter	3	\$0.01558	\$0.21806	Exhibit VIII
	Programming and Copyright Expense / Sub		\$0.12464	\$1.74448	
	# of subscribers		1,982	1,982	Line B2
	Total 2000 Programming and Copyright Expense		<u>\$246.99</u>	<u>\$3,456.91</u>	
711	Total Programming Expense		<u>\$246.99</u>		
713	Total Copyright Expense			<u>\$3,456.91</u>	

FCC FORM 1240
WORKSHEET 7 - EXTERNAL COSTS
PROJECTED PERIOD

CUID
NY1223

Franchise: Village of East Aurora

<u>Ref</u>		<u>Basic</u>	<u>Copyright</u>	<u>Ref</u>	
	2001 Programming and Copyright Expense:				
	<u>Months</u>				
	Second Quarter	3	\$0.09558	\$0.21806	Exhibit VIII
	Third Quarter	3	\$0.09558	\$0.21806	Exhibit VIII
	Fourth Quarter	3	\$0.09558	\$0.21806	Exhibit VIII
	Programming and copyright expense / Sub	<u>\$0.86022</u>	<u>\$1.96254</u>		
	# of subscribers	<u>1,982</u>	<u>1,982</u>	Line B3	
	Total 2001 programming and copyright expense	<u><u>\$1,704.63</u></u>	<u><u>\$3,889.02</u></u>		
	2002 Programming and Copyright Expense:				
	<u>Months</u>				
	First Quarter	3	\$0.10558	\$0.21806	Exhibit VIII
	Programming and copyright expense	<u>\$0.31674</u>	<u>\$0.65418</u>		
	# of subscribers	<u>1,982</u>	<u>1,982</u>	Line B3	
	Total 2002 programming and copyright expense	<u><u>\$627.66</u></u>	<u><u>\$1,296.34</u></u>		
701	Total Programming Expense	<u><u>\$2,332.29</u></u>			
703	Total Copyright Expense		<u><u>\$5,185.36</u></u>		

14

HEADEND NAME: Lackawanna NY
 CHANNEL LINEUP: West Seneca NY (Rebuild)
 CORP NUMBER: 01610
 REG OR NONREG: REG

Service	Conv #	Carr Level	CAP Designation	1999											
				Q1 Conv	Q1 Carr	Q1 Tot Fees	Q2 Conv	Q2 Carr	Q2 Tot Fees	Q3 Conv	Q3 Carr	Q3 Tot Fees	Q4 Conv	Q4 Carr	Q4 Tot Fees
WGRZ	2	B	R	2	B	0.00000	2	B	0.00000	2	B	0.00000	2	B	0.00000
WNED	3	B	R	3	B	0.00000	3	B	0.00000	3	B	0.00000	3	B	0.00000
WIVB	4	B	R	4	B	0.00000	4	B	0.00000	4	B	0.00000	4	B	0.00000
WUTV	6	B	R	6	B	0.00000	6	B	0.00000	6	B	0.00000	6	B	0.00000
WKBW	7	B	R	7	B	0.00000	7	B	0.00000	7	B	0.00000	7	B	0.00000
WNYO	8	B	R	8	B	0.00000	8	B	0.00000	8	B	0.00000	8	B	0.00000
CFTO	9	B	R	9	B	0.00000	9	B	0.00000	9	B	0.00000	9	B	0.00000
LO	10	B	R	10	B	0.00000	10	B	0.00000	10	B	0.00000	10	B	0.00000
WNEQ	10	B	R	10	B	0.00000	10	B	0.00000	10	B	0.00000	10	B	0.00000
WNGS	11	B	R	11	B	0.00000	11	B	0.00000	11	B	0.00000	11	B	0.00000
WNYB	12	B	R	12	B	0.00000	12	B	0.00000	12	B	0.00000	12	B	0.00000
CBLT	13	B	R	13	B	0.00000	13	B	0.00000	13	B	0.00000	13	B	0.00000
KNOWLEDGE TV	13	B	R	13	B	0.02970	13	B	0.02970	13	B	0.02970	13	B	0.02970
BMI/ASCAP	998	B	R	998	B	0.01492	998	B	0.01492	998	B	0.01492	998	B	0.01492
LEVEL OF SERVICE: BROADCAST CAP ADD CLASSIFICATION: REGULAR	11			11		0.04462	11		0.04462	11		0.04462	11		0.04462
COPYRIGHT	999	C	R	999	C	0.10204	999	C	0.10204	999	C	0.09033	999	C	0.09033
LEVEL OF SERVICE: COPYRIGHT CAP ADD CLASSIFICATION: REGULAR	1			1		0.10204	1		0.10204	1		0.09033	1		0.09033
CAP CLASSIFICATION: REGULAR	11			11		0.14666	11		0.14666	11		0.13495	11		0.13495
Lackawanna NY / West Seneca NY (Rebuild)	11			11		0.14666	11		0.14666	11		0.13495	11		0.13495

3/9/00

24

HEADEND NAME: Lackawanna NY
 CHANNEL LINEUP: West Seneca NY (Rebuild)
 CORP NUMBER: 01610
 REG QR NONREG: REG

Service	Conv #	Carr Level	CAP Designation	2000											
				Q1 Conv	Q1 Carr	Q1 Fees	Q2 Conv	Q2 Carr	Q2 Fees	Q3 Conv	Q3 Carr	Q3 Fees	Q4 Conv	Q4 Carr	Q4 Fees
WGRZ	2	B	R	2	B	0.00000	2	B	0.00000	2	B	0.00000	2	B	0.00000
WNED	3	B	R	3	B	0.00000	3	B	0.00000	3	B	0.00000	3	B	0.00000
WIVB	4	B	R	4	B	0.00000	4	B	0.00000	4	B	0.00000	4	B	0.00000
WUTV	6	B	R	6	B	0.00000	6	B	0.00000	6	B	0.00000	6	B	0.00000
WKBW	7	B	R	7	B	0.00000	7	B	0.00000	7	B	0.00000	7	B	0.00000
WNYO	8	B	R	8	B	0.00000	8	B	0.00000	8	B	0.00000	8	B	0.00000
CFTO	9	B	R	9	B	0.00000	9	B	0.00000	9	B	0.00000	9	B	0.00000
WNEQ	10	B	R	10	B	0.00000	10	B	0.00000	10	B	0.00000	10	B	0.00000
LO	10	B	R	10	B	0.00000	10	B	0.00000	10	B	0.00000	10	B	0.00000
WNGS	11	B	R	11	B	0.00000	11	B	0.00000	11	B	0.00000	11	B	0.00000
WNYB	12	B	R	12	B	0.00000	12	B	0.00000	12	B	0.00000	12	B	0.00000
KNOWLEDGE TV	13	B	R	13	B	0.07000									
DISCHLTH	13	B	R				13	B	0.00000	13	B	0.00000	13	B	0.00000
CBLT	13	B	R	13	B	0.00000	13	B	0.00000	13	B	0.00000	13	B	0.00000
BMI/ASCAP	998	B	R	998	B	0.01558	998	B	0.01558	998	B	0.01558	998	B	0.01558
LEVEL OF SERVICE: Broadcast CAP ADD CLASSIFICATION: Regular				11		0.08558	11		0.01558	11		0.01558	11		0.01558
COPYRIGHT	999	C	R	999	C	0.21806	999	C	0.21806	999	C	0.21806	999	C	0.21806
LEVEL OF SERVICE: Copyright CAP ADD CLASSIFICATION: Regular				1		0.21806	1		0.21806	1		0.21806	1		0.21806
CAP ADD CLASSIFICATION: REGULAR				11		0.30364	11		0.23364	11		0.23364	11		0.23364
Lackawanna NY / West Seneca NY (Rebuild)				11		0.30364	11		0.23364	11		0.23364	11		0.23364

11/28/00

HEADEND NAME: Lackawanna NY
 CHANNEL LINEUP: West Seneca NY (Rebuild)
 CORP NUMBER: 01610
 REG_OR_NONREG: REG

314

Service	Conv #	Carr Level	CAP Designation	2001											
				Q1 Conv	Q1 Carr	Q1 Fees	Q2 Conv	Q2 Carr	Q2 Fees	Q3 Conv	Q3 Carr	Q3 Fees	Q4 Conv	Q4 Carr	Q4 Fees
WGRZ	2	B	R	2	B	0.00000	2	B	0.00000	2	B	0.00000	2	B	0.00000
WNED	3	B	R	3	B	0.00000	3	B	0.00000	3	B	0.00000	3	B	0.00000
WIVB	4	B	R	4	B	0.00000	4	B	0.00000	4	B	0.00000	4	B	0.00000
WUTV	6	B	R	6	B	0.00000	6	B	0.00000	6	B	0.00000	6	B	0.00000
WKBW	7	B	R	7	B	0.00000	7	B	0.00000	7	B	0.00000	7	B	0.00000
WNYO	8	B	R	8	B	0.00000	8	B	0.00000	8	B	0.00000	8	B	0.00000
CFTO	9	B	R	9	B	0.00000	9	B	0.00000	9	B	0.00000	9	B	0.00000
WNEQ	10	B	R	10	B	0.00000	10	B	0.00000	10	B	0.00000	10	B	0.00000
LO	10	B	R	10	B	0.00000	10	B	0.00000	10	B	0.00000	10	B	0.00000
WNGS	11	B	R	11	B	0.00000	11	B	0.00000	11	B	0.00000	11	B	0.00000
WNYB	12	B	R	12	B	0.00000	12	B	0.00000	12	B	0.00000	12	B	0.00000
KNOWLEDGE TV	13	B	R												
DISCHLTH	13	B	R	13	B	0.08000	13	B	0.08000	13	B	0.08000	13	B	0.08000
CBLT	13	B	R	13	B	0.00000	13	B	0.00000	13	B	0.00000	13	B	0.00000
BMI/ASCAP	998	B	R	998	B	0.01558	998	B	0.01558	998	B	0.01558	998	B	0.01558
LEVEL OF SERVICE: Broadcast CAP ADD CLASSIFICATION: Regular				11		0.09558	11		0.09558	11		0.09558	11		0.09558
COPYRIGHT	999	C	R	999	C	0.21806	999	C	0.21806	999	C	0.21806	999	C	0.21806
LEVEL OF SERVICE: Copyright CAP ADD CLASSIFICATION: Regular				1		0.21806	1		0.21806	1		0.21806	1		0.21806
CAP ADD CLASSIFICATION: REGULAR				11		0.31364	11		0.31364	11		0.31364	11		0.31364
Lackawanna NY / West Seneca NY (Rebuild)				11		0.31364	11		0.31364	11		0.31364	11		0.31364

11/28/00

HEADEND NAME: Lackawanna NY
 CHANNEL LINEUP: West Seneca NY (Rebuild)
 CORP NUMBER: 01610
 REG OR NONREG: REG

4/4

Service	Conv #	Carr Level	CAP Designation	2002											
				Q1 Conv	Q1 Carr	Q1 Fees	Q2 Conv	Q2 Carr	Q2 Fees	Q3 Conv	Q3 Carr	Q3 Fees	Q4 Conv	Q4 Carr	Q4 Fees
WGRZ	2	B	R	2	B	0.00000	2	B	0.00000	2	B	0.00000	2	B	0.00000
WNED	3	B	R	3	B	0.00000	3	B	0.00000	3	B	0.00000	3	B	0.00000
WTVB	4	B	R	4	B	0.00000	4	B	0.00000	4	B	0.00000	4	B	0.00000
WUTV	6	B	R	6	B	0.00000	6	B	0.00000	6	B	0.00000	6	B	0.00000
WKBW	7	B	R	7	B	0.00000	7	B	0.00000	7	B	0.00000	7	B	0.00000
WNYO	8	B	R	8	B	0.00000	8	B	0.00000	8	B	0.00000	8	B	0.00000
CFTO	9	B	R	9	B	0.00000	9	B	0.00000	9	B	0.00000	9	B	0.00000
WNEQ	10	B	R	10	B	0.00000	10	B	0.00000	10	B	0.00000	10	B	0.00000
LO	10	B	R	10	B	0.00000	10	B	0.00000	10	B	0.00000	10	B	0.00000
WNGS	11	B	R	11	B	0.00000	11	B	0.00000	11	B	0.00000	11	B	0.00000
WNYB	12	B	R	12	B	0.00000	12	B	0.00000	12	B	0.00000	12	B	0.00000
DISCHLTH	13	B	R	13	B	0.09000	13	B	0.09000	13	B	0.09000	13	B	0.09000
CBLT	13	B	R	13	B	0.00000	13	B	0.00000	13	B	0.00000	13	B	0.00000
BMI/ASCAP	998	B	R	998	B	0.01558	998	B	0.01558	998	B	0.01558	998	B	0.01558
LEVEL OF SERVICE: Broadcast			CAP ADD CLASSIFICATION: Regular	11		0.10558	11		0.10558	11		0.10558	11		0.10558
COPYRIGHT	999	C	R	999	C	0.21806	999	C	0.21806	999	C	0.21806	999	C	0.21806
LEVEL OF SERVICE: Copyright			CAP ADD CLASSIFICATION: Regular	1		0.21806	1		0.21806	1		0.21806	1		0.21806
CAP CLASSIFICATION: REGULAR				11		0.32364	11		0.32364	11		0.32364	11		0.32364
Lackawanna NY / West Seneca NY (Rebuild)				11		0.32364	11		0.32364	11		0.32364	11		0.32364

11/28/00

Module D: Calculating the Base Rate

Line	Line Description	a Basic	b Tier 2	c Tier 3	d Tier 4	e Tier 5
D1	Current Headend Upgrade Segment					
D2	Current External Costs Segment	\$0.2016				
D3	Current Caps Method Segment					
D4	Current Markup Method Segment					
D5	Current Channel Movement and Deletion Segment	(\$1.1416)				
D6	Current True-Up Segment	(\$0.1093)				
D7	Current Inflation Segment	\$0.0425				
D8	Base Rate [A1-D1-D2-D3-D4-D5-D6-D7]	\$6.5856				

**Part II: True-Up Period
Module E: Timing Information**

Line	Line Description		
E1	What Type of True-Up Is Being Performed? (Answer "1", "2", or "3". See Instructions for a description of these types.) If "1", go to Module 1. If "2", answer E2 and E3. If "3", answer E2, E3, E4, and E5.		3
E2	Number of Months in the True-Up Period 1		12
E3	Number of Months between the end of True-Up Period 1 and the end of the most recent Projected Period		3
E4	Number of Months in True-Up Period 2 Eligible for Interest		8
E5	Number of Months True-Up Period 2 Ineligible for Interest		

Module F: Maximum Permitted Rate For True-Up Period 1

Line	Line Description	a Basic	b Tier 2	c Tier 3	d Tier 4	e Tier 5
F1	Caps Method Segment For True-Up Period 1 [Wks 2]					
F2	Markup Method Segment For True-Up Period 1 [Wks 3]					
F3	Chan Mvmnt Deletn Segment For True-Up Period 1 [Wks' 4/5]	(\$1.1416)				
F4	True-Up Period 1 Rate Eligible For Inflation [D8+F1+F2+F3]	\$5.4440				
F5	Inflation Segment for True-Up Period 1 [(F4*C3)-F4]	\$0.1048				
F6	Headend Upgrade Segment For True-Up Period 1 [Wks 6]					
F7	External Costs Segment For True-Up Period 1 [Wks 7]	\$0.2013				
F8	True-Up Segment For True-Up Period 1	(\$0.0649)				
F9	Max Perm Rate for True-Up Period 1 [F4+F5+F6+F7+F8]	\$5.6853				

Module G: Maximum Permitted Rate For True-Up Period 2

Line	Line Description	a Basic	b Tier 2	c Tier 3	d Tier 4	e Tier 5
G1	Caps Method Segment For True-Up Period 2 [Wks 2]					
G2	Markup Method Segment For True-Up Period 2 [Wks 3]					
G3	Chan Mvmnt Deletn Segment For True-Up Period 2 [Wks' 4/5]	(\$1.1416)				
G4	TU Period 2 Rate Eligible For Inflation [D8+F5+G1+G2+G3]	\$5.5488				
G5	Inflation Segment for True-Up Period 2 [(G4*C4)-G4]	\$0.1332				
G6	Headend Upgrade Segment For True-Up Period 2 [Wks 6]					
G7	External Costs Segment For True-Up Period 2 [Wks 7]	\$0.2512				
G8	True-Up Segment For True-Up Period 2	(\$0.0649)				
G9	Max Perm Rate for True-Up Period 2 [G4+G5+G6+G7+G8]	\$5.8682				

FCC FORM 1240
 UPDATING MAXIMUM PERMITTED RATES FOR REGULATED CABLE SERVICES

Cable Operator:

Name of Cable Operator PARNASSOS, L.P./dba ADELPHIA COMMUNICATIONS CORPORATION		
Mailing Address of Cable Operator MAIN AT WATER STREET		
City COUDERSPORT	State PA	ZIP Code 16915

1. Does this filing involve a single franchise authority and a single community unit?

YES	NO
X	

If yes, complete the franchise authority information below and enter the associated CUID number here:

NY1309

2. Does this filing involve a single franchise authority but multiple community units?

YES	NO
	X

If yes, enter the associated CUIDs below and complete the franchise authority information at the bottom of this page:



3. Does this filing involve multiple franchise authorities?

If yes, attach a separate sheet for each franchise authority and include the following franchise authority information with its associated CUID(s):

Franchise Authority Information:

Name of Local Franchising Authority NEW YORK PUBLIC SERVICE COMMISSION		
Mailing Address of Local Franchising Authority 3 EMPIRE STATE PLAZA		
City ALBANY	State NY	ZIP Code 12223-1350
Telephone number	Fax Number	

4. For what purpose is this Form 1240 being filed? Please put an "X" in the appropriate box.

a. Original Form 1240 for Basic Tier	X
b. Amended Form 1240 for Basic Tier	
c. Original Form 1240 for CPS Tier	
d. Amended Form 1240 for CPS Tier	

5. Indicate the one year time period for which you are setting rates (the Projected Period).

TO		
04/01/01	03/31/02	(mm/yy)

6. Indicate the time period for which you are performing a true-up.

TO		
05/01/99	12/31/00	(mm/yy)

7. Status of Previous Filing of FCC Form 1240 (enter an "x" in the appropriate box)

a. Is this the first FCC Form 1240 filed in any jurisdiction?	YES	NO
		X
b. Has an FCC Form 1240 been filed previously with the FCC?		X

If yes, enter the date of the most recent filing: _____ (mm/dd/yy)

c. Has an FCC Form 1240 been filed previously with the Franchising Authority?

YES	NO
X	

If yes, enter the date of the most recent filing: 04/30/99 (mm/dd/yy)

8. Status of Previous Filing of FCC Form 1210 (enter an "x" in the appropriate box)

a. Has an FCC Form 1210 been previously filed with the FCC?

YES	NO
	X

 If yes, enter the date of the most recent filing:

	(mm/dd/yy)
--	------------

b. Has an FCC Form 1210 been previously filed with the Franchising Authority?

YES	NO
X	

 If yes, enter the date of the most recent filing:

09/01/95	(mm/dd/yy)
----------	------------

9. Status of FCC Form 1200 Filing (enter an "x" in the appropriate box)

a. Has an FCC Form 1200 been previously filed with the FCC?

YES	NO
	X

 If yes, enter the date filed:

	(mm/dd/yy)
--	------------

b. Has an FCC Form 1200 been previously filed with the Franchising Authority?

YES	NO
X	

 If yes, enter the date filed:

05/10/95	(mm/dd/yy)
----------	------------

10. Cable programming Services Complaint Status (enter an "x" in the appropriate box)

a. Is the form being filed in response to an FCC Form 329 complaint?

YES	NO
	X

 If yes, enter the date of the complaint:

	(mm/dd/yy)
--	------------

11. Is FCC Form 1205 Being Included With This Filing

YES	NO
X	

12. Selection of "Going Forward" Channel Addition Methodology (enter an "x" in the appropriate box)

- Check here if you are using the original rules [MARKUP METHOD].
- Check here if you are using the new, alternative rules [CAPS METHOD].

If using the CAPS METHOD, have you elected to revise recovery for channels added during the period May 15, 1994 to Dec. 31, 1994?

YES	NO
	X

13. Headend Upgrade Methodology

**NOTE: Operators must certify to the Commission their eligibility to use this upgrade methodology and attach an equipment list and depreciation schedule.*

- Check here if you are a qualifying small system using the streamlined headend upgrade methodology.

Part I: Preliminary Information

Module A: Maximum Permitted Rate From Previous Filing

Line	Line Description	a Basic	b Tier 2	c Tier 3	d Tier 4	e Tier 5
A1	Current Maximum Permitted Rate	\$5.6571				

Module B: Subscribership

Line	Line Description	a Basic	b Tier 2	c Tier 3	d Tier 4	e Tier 5
B1	Average Subscribership For True-Up Period 1	738				
B2	Average Subscribership For True-Up Period 2	730				
B3	Estimated Average Subscribership For Projected Period	730				

Module C: Inflation Information

Line	Line Description	
C1	Unclaimed Inflation: Operator Switching From 1210 To 1240	1.0000
C2	Unclaimed Inflation: Unregulated Operator Responding to Rate Complaint	1.0000
C3	Inflation Factor For True-Up Period 1 [Wks 1]	1.0193
C4	Inflation Factor For True-Up Period 2 [Wks 1]	1.0240
C5	Current FCC Inflation Factor	1.0240

Module D: Calculating the Base Rate

Line	Line Description	a Basic	b Tier 2	c Tier 3	d Tier 4	e Tier 5
D1	Current Headend Upgrade Segment					
D2	Current External Costs Segment	\$0.2016				
D3	Current Caps Method Segment					
D4	Current Markup Method Segment					
D5	Current Channel Movement and Deletion Segment	(\$1.1592)				
D6	Current True-Up Segment	(\$0.1125)				
D7	Current Inflation Segment	\$0.0431				
D8	Base Rate [A1-D1-D2-D3-D4-D5-D6-D7]	\$6.6841				

Part II: True-Up Period

Module E: Timing Information

Line	Line Description		
E1	What Type of True-Up Is Being Performed? (Answer "1", "2", or "3". See Instructions for a description of these types.)		3
	Go to Module I. If "2", answer E2 and E3. If "3", answer E2, E3, E4, and E5.		
E2	Number of Months in the True-Up Period 1		12
E3	Number of Months between the end of True-Up Period 1 and the end of the most recent Projected Period		3
E4	Number of Months in True-Up Period 2 Eligible for Interest		8
E5	Number of Months True-Up Period 2 Ineligible for Interest		

Module F: Maximum Permitted Rate For True-Up Period 1

Line	Line Description	a Basic	b Tier 2	c Tier 3	d Tier 4	e Tier 5
F1	Caps Method Segment For True-Up Period 1 [Wks 2]					
F2	Markup Method Segment For True-Up Period 1 [Wks 3]					
F3	Chan Mvmnt Deletn Segment For True-Up Period 1 [Wks' 4/5]	(\$1.1592)				
F4	True-Up Period 1 Rate Eligible For Inflation [D8+F1+F2+F3]	\$5.5249				
F5	Inflation Segment for True-Up Period 1 [(F4*C3)-F4]	\$0.1064				
F6	Headend Upgrade Segment For True-Up Period 1 [Wks 6]					
F7	External Costs Segment For True-Up Period 1 [Wks 7]	\$0.2013				
F8	True-Up Segment For True-Up Period 1	(\$0.0680)				
F9	Max Perm Rate for True-Up Period 1 [F4+F5+F6+F7+F8]	\$5.7646				

Module G: Maximum Permitted Rate For True-Up Period 2

Line	Line Description	a Basic	b Tier 2	c Tier 3	d Tier 4	e Tier 5
G1	Caps Method Segment For True-Up Period 2 [Wks 2]					
G2	Markup Method Segment For True-Up Period 2 [Wks 3]					
G3	Chan Mvmnt Deletn Segment For True-Up Period 2 [Wks' 4/5]	(\$1.1592)				
G4	TU Period 2 Rate Eligible For Inflation [D8+F5+G1+G2+G3]	\$5.6313				
G5	Inflation Segment for True-Up Period 2 [(G4*C4)-G4]	\$0.1352				
G6	Headend Upgrade Segment For True-Up Period 2 [Wks 6]					
G7	External Costs Segment For True-Up Period 2 [Wks 7]	\$0.2512				
G8	True-Up Segment For True-Up Period 2	(\$0.0680)				
G9	Max Perm Rate for True-Up Period 2 [G4+G5+G6+G7+G8]	\$5.9496				

Module H: True-Up Adjustment Calculation

Line	Line Description	a Basic	b Tier 2	c Tier 3	d Tier 4	e Tier 5
Adjustment For True-Up Period 1						
H1	Revenue From Period 1	\$52,936.7400				
H2	Revenue From Max Permitted Rate for Period 1	\$51,051.6094				
H3	True-Up Period 1 Adjustment [H2-H1]	(\$1,885.1306)				
H4	Interest on Period 1 Adjustment	(\$162.0402)				
Adjustment For True-Up Period 2						
H5	Revenue From Period 2 Eligible for Interest	\$33,007.3000				
H6	Revenue From Max Perm Rate for Period 2 Eligible For Interest	\$34,757.5784				
H7	Period 2 Adjustment Eligible For Interest [H6-H5]	\$1,750.2784				
H8	Interest on Period 2 Adjustment (See instructions for formula)	\$65.6354				
H9	Revenue From Period 2 Ineligible for Interest					
H10	Revenue From Max Perm Rate for Period 2 Ineligible for Intere					
H11	Period 2 Adjustment Ineligible For Interest [H10-H9]					
Total True-Up Adjustment						
H12	Plus Remaining True-Up Adjustment					
H13	Total True-Up Adjustment [H3+H4+H7+H8+H11+H12]	(\$231.2571)				
H14	Amount of True-Up Claimed For This Projected Period	(\$231.2571)				
H15	Remaining True-Up Adjustment [H13-H14]					

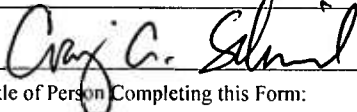
**Part III: Projected Period
Module I: New Maximum Permitted Rate**

Line	Line Description	a Basic	b Tier 2	c Tier 3	d Tier 4	e Tier 5
11	Caps Method Segment For Projected Period [Wks 2]					
12	Markup Method Segment For Projected Period [Wks 3]					
13	Chan Mvmnt Deletn Segment For Projected Period [Wks 4/5]	(\$1.1592)				
14	Proj. Period Rate Eligible For Inflation [D8+F5+G5+I1+I2+I3]	\$5.7664				
15	Inflation Segment for Projected Period [(I4*C5)-I4]	\$0.1384				
16	Headend Upgrade Segment For Projected Period [Wks 6]					
17	Internal Costs Segment For Projected Period [Wks 7]	\$0.3399				
18	Op Segment For Projected Period	(\$0.0264)				
19	Max Permitted Rate for Projected Period [I4+I5+I6+I7+I8]	\$6.2183				
110	Operator Selected Rate For Projected Period	\$7.2000				

Certification Statement

WILLFUL FALSE STATEMENTS MADE ON THIS FORM ARE PUNISHABLE BY FINE AND/OR IMPRISONMENT (U.S. CODE TITLE 18, SECTION 1001), AND/OR FORFEITURE (U.S. CODE, TITLE 47, SECTION 503).

I certify that the statements made in this form are true and correct to the best of my knowledge and belief, and are made in good faith.

Signature 	Date 12/18/00
Name and Title of Person Completing this Form: Craig A. Schmid, Director of Regulation	
Telephone number (814) 274-9830	Fax Number (814) 274-7782

Worksheet 1 - True-Up Period Inflation

For instructions, see Appendix A of Instructions For FCC Form 1240

Line	Period	FCC Inflation Factor	
101	Month 1	1.35%	May 1999
102	Month 2	1.35%	June 1999
103	Month 3	1.04%	July 1999
104	Month 4	1.04%	August 1999
105	Month 5	1.04%	September 1999
106	Month 6	1.96%	October 1999
107	Month 7	1.96%	November 1999
108	Month 8	1.96%	December 1999
109	Month 9	3.00%	January 2000
110	Month 10	3.00%	February 2000
111	Month 11	3.00%	March 2000
112	Month 12	2.40%	April 2000
113	Average Inflation Factor for True-Up Period 1	1.0193	
114	Month 13	2.40%	May 2000
115	Month 14	2.40%	June 2000
116	Month 15	2.40%	July 2000
117	Month 16	2.40%	August 2000
118	Month 17	2.40%	September 2000
119	Month 18	2.40%	October 2000
120	Month 19	2.40%	November 2000
121	Month 20	2.40%	December 2000
122	Month 21		
123	Month 22		
124	Month 23		
125	Month 24		
126	Average Inflation Factor for True-Up Period 2	1.0240	

Worksheet 7 - External Costs True-Up Period

For instructions, see Appendix A of Instructions For FCC Form 1240

True-Up Period	Projected Period
X	

Question 1. For which time period are you filling out this worksheet? [Put an "X" in the appropriate box.]

Question 2. How long is the first period, in months, for which rates are being set with this worksheet?

Question 3. How long is the second period, in months, for which rates are being set with this worksheet?

12
8

Line	Line Description	a Basic	b Tier 2	c Tier 3	d Tier 4	e Tier 5
------	------------------	------------	-------------	-------------	-------------	-------------

Period 1

External Costs Eligible for Markup						
701	Cost of programming For Channels Added Prior to 5/15/94 or After 5/15/94 Using Markup Method For Period	\$464.41				
702	Retransmission Consent Fees For Period					
703	Copyright Fees For Period	\$1,194.31				
704	External Costs Eligible For 7.5% Markup	\$1,658.71				
705	Marked Up External Costs	\$1,783.1176				
External Costs Not Eligible for Markup						
706	Cable Specific Taxes For Period					
707	Franchise Related Costs For Period					
708	Commission Regulatory Fees For Period					
709	Total External Costs For Period	\$1,783.1176				
710	Monthly, Per-Subscriber External Costs For Period 1	\$0.2013				

Period 2

External Costs Eligible for Markup						
711	Cost of programming For Channels Added Prior to 5/15/94 or After 5/15/94 Using Markup Method For Period	\$91.02				
712	Retransmission Consent Fees For Period					
713	Copyright Fees For Period	\$1,273.91				
714	External Costs Eligible For 7.5% Markup	\$1,364.92				
715	Marked Up External Costs	\$1,467.2942				
External Costs Not Eligible for Markup						
716	Cable Specific Taxes For Period					
717	Franchise Related Costs For Period					
718	Commission Regulatory Fees For Period					
719	Total External Costs For Period	\$1,467.2942				
720	Monthly, Per-Subscriber External Costs For Period 2	\$0.2512				

Worksheet 7 - External Costs Projected Period

For instructions, see Appendix A of Instructions For FCC Form 1240

True-Up Period	Projected Period
	X
	12

Question 1. For which time period are you filling out this worksheet? [Put an "X" in the appropriate box.]

Question 2. How long is the first period, in months, for which rates are being set with this worksheet?

Question 3. How long is the second period, in months, for which rates are being set with this worksheet?

Line	Line Description	a Basic	b Tier 2	c Tier 3	d Tier 4	e Tier 5
------	------------------	------------	-------------	-------------	-------------	-------------

Period 1

External Costs Eligible for Markup						
701	Cost of programming For Channels Added Prior to 5/15/94 or After 5/15/94 Using Markup Method For Period	\$859.48				
702	Commission Consent Fees For Period					
703	Light Fees For Period	\$1,910.86				
704	External Costs Eligible For 7.5% Markup	\$2,770.33				
705	Marked Up External Costs	\$2,978.1099				
External Costs Not Eligible for Markup						
706	Cable Specific Taxes For Period					
707	Franchise Related Costs For Period					
708	Commission Regulatory Fees For Period					
709	Total External Costs For Period	\$2,978.1099				
710	Monthly, Per-Subscriber External Costs For Period 1	\$0.3399				

Worksheet 8 - True-Up Rate Charged

For instructions, see Appendix A of Instructions For FCC Form 1240

Question 1. How long is the True-Up Period 1, in months?
 Question 2. How long is the True-Up Period 2, in months?

12
8

Line	Line Description	a Basic	b Tier 2	c Tier 3	d Tier 4	e Tier 5
801	Month 1	\$6.9600				
802	Month 2	\$6.9600				
803	Month 3	\$6.9600				
804	Month 4	\$5.6500				
805	Month 5	\$5.6500				
806	Month 6	\$5.6500				
807	Month 7	\$5.6500				
808	Month 8	\$5.6500				
809	Month 9	\$5.6500				
810	Month 10	\$5.6500				
811	Month 11	\$5.6500				
812	Month 12	\$5.6500				
813	Period 1 Average Rate	\$5.9775				

814	Month 13	\$5.6500				
815	Month 14	\$5.6500				
816	Month 15	\$5.6500				
817	Month 16	\$5.6500				
818	Month 17	\$5.6500				
819	Month 18	\$5.6500				
820	Month 19	\$5.6500				
821	Month 20	\$5.6500				
822	Month 21					
823	Month 22					
824	Month 23					
825	Month 24					
826	Period 2 Average Rate	\$5.6500				

**ADELPHIA CABLE COMMUNICATIONS
FCC FORM 1240
SUMMARY OF SUPPORTING INFORMATION**

The following schedule summarizes the supporting documentation provided with this Form 1240 filing:

<u>Reference</u>	<u>Description</u>
Exhibit I	Current and Proposed Rate Structure.
Exhibit II	Inflation Factor used in Module C.
Exhibit III	Subscribership used in Module B.
Exhibit IV	Channel line-up at the beginning of the Projected Period identified in our response to Question 5 of the FCC Form 1240
Exhibit V	Channel line-up and rate card at the beginning of the True-Up Period identified in our response to Question 6 of the FCC Form 1240
Exhibit VI	Schedule summarizing the calculation of Worksheet 7 programming costs and Copyright Fees for the True-Up Period.
Exhibit VII	Schedule summarizing the calculation of Worksheet 7 programming costs and Copyright Fees for the Projected Period.
Exhibit VIII	Programming costs by quarter for the True-Up Period and Projected Period
Exhibit IX	Form 1235 Cost of Service Filing

ADELPHIA CABLE COMMUNICATIONS
FCC FORM 1240
RATE STRUCTURE SUMMARY

CUID
NY1309

Franchise: Town of Holland

Current Rate Structure

Basic

Service Rate, net of franchise fees	<u><u>\$6.96</u></u>
-------------------------------------	----------------------

Rate Structure as of April 1, 2001

Service Rate, net of franchise fees	<u><u>\$7.20</u></u>
-------------------------------------	----------------------

Service Rate Increase	<u><u>\$0.24</u></u>
-----------------------	----------------------

Maximum Allowable Rate Calculation:

Form 1240 Module I9	\$6.2183
---------------------	----------

Form 1235 Add-on	<u>\$2.00</u>
------------------	---------------

Combined Maximum Permitted Rate	<u><u>\$8.2183</u></u>
---------------------------------	------------------------



Inflation Updates for Forms 1210 and 1240

The following figures come from the Department of Commerce's Gross National Product Price Index. The instructions for the respective forms contain directions on how to use the figures. Clicking on the file name in the third column allows you to view the Press Release or Order which announced the inflation number.

1210 Inflation Adjustments		
Period	Inflation Adjustment	Press Release
October 1, 1992 - September 30, 1993	3.00%	Not Available
October 1, 1993 - June 30, 1994	2.15%	fcc95043.txt (para. 12)
July 1, 1994 - June 30, 1995	2.96%	da952086.txt
July 1, 1995 - June 30, 1996	2.14%	da961986.txt
July 1, 1996 - June 30, 1997	2.18%	da972180.txt
July 1, 1997 - June 30, 1998	1.01%	da981974.txt
July 1, 1998 - June 30, 1999	1.18%	da992072.txt
July 1, 1999 - June 30, 2000	2.08%	da002261.txt
1240 Inflation Adjustments		
Period	Inflation Adjustment	Press Release
July 1, 1995 - September 30, 1995	2.22%	da960311.txt
October 1, 1995 - December 31, 1995	2.22%	da961217.txt
January 1, 1996 - March 31, 1996	2.39%	da961217.txt
April 1, 1996 - June 30, 1996	2.22%	da961986.txt
July 1, 1996 to September 30, 1996	2.21%	da970130.txt
October 1, 1996 to December 31, 1996	1.83%	da970692.txt
January 1, 1997 to March 31, 1997	2.70%	nrcb7011.txt
April 1, 1997 - June 30, 1997	1.77%	da972180.txt
July 1, 1997 - September 30, 1997	1.43%	da980013.txt
October 1, 1997 - December 31, 1997	1.43%	da980663.txt
January 1, 1998 - March 31, 1998	1.14%	da981292.txt
April 1, 1998 - June 30, 1998	0.82%	da981974.txt
July 1, 1998 - September 30, 1998	1.00%	da982634.txt
October 1, 1998 - December 31, 1998	0.78%	da990640.txt
January 1, 1999 - March 31, 1999	1.60%	da991272.txt
April 1, 1999 - June 30, 1999	1.35%	da992072.txt
July 1, 1999 - September 30, 1999	1.04%	da993032.txt
October 1, 1999 - December 31, 1999	1.96%	da000767.txt
January 1, 2000 - March 31, 2000	3.00%	da001492.txt
April 1, 2000 - June 30, 2000	2.40%	da002261.txt

Note: Prior to February 1995, transition systems were not allowed to take inflation adjustments. The inflation adjustment for transition systems for the period from October 1, 1992 to June 30, 1994 is 5.21%.

**ADELPHIA CABLE COMMUNICATIONS
FCC FORM 1240
SUBSCRIBERSHIP**

Module B: Subscribers

B1 Average Subscribership for True-Up Period 1

The subscriber totals used in Line B1 were calculated as the average number of subscribers per the monthly subscriber billing reports for the first twelve month period of the True-Up Period identified in our response to Question 6 of the FCC Form 1240. The months included in True-Up Period 1 are listed on Worksheet 1 - True-Up Period Inflation of the FCC Form 1240.

B2 Average Subscribership for True-Up Period 2

The subscriber totals used in Line B2 were calculated as the average number of subscribers per the monthly subscriber billing reports for the months included in True-Up Period 2 of the True-Up Period identified in our response to Question 6 of the FCC Form 1240. The months included in True-Up Period 2 are listed on Worksheet 1 - True-Up Period Inflation of the FCC Form 1240.

B3 Estimated Average Subscribership for Projected Period

The subscriber totals used in Line B3 reflect the same totals used in Line B1 or Line B2 if the total true-up period is greater than 12 months. Adelphia has not attempted to increase the number of subscribers for the projected period by utilizing any estimated growth factor.

Western New York

/Buffalo/

West Seneca NY (Rebuild)

Office Addr: 789 Indian Church Road
West Seneca, NY 14224Headend Addr: 120 Brown Street
Lackawanna, NY 14218

Phone #: (716) 558-8100

Channel Capacity: 110

Fax #: (716) 827-8058

mHz: 750

Basic (Broadcast)

Total Basic (Broadcast) Channels: 11

Ch #	Freq	Network	Network Description	Launch Date
2	54	NBC	WGRZ 2 Buffalo	
3	60	PBS	WNED 17 Buffalo	
4	66	CBS	WIVB 4 Buffalo	
6	82	FOX	WUTV 29 Buffalo	
7	174	ABC	WKBW 7 Buffalo	
8	180	WB	WNYO 49 Buffalo	10/23/96
9	186	CTV	CFTO 9 Toronto	
10	192	PBS	WNEQ 23 Buffalo	
10	192		LO Local Origination	
11	198	UPN	WNGS 67 Springville	12/31/96
12	204	TBN	WNYB 26 Jamestown	01/02/97
13	210		DISCHLTH Discovery Health	04/01/00
13	210	CBC	CBLT 5 Toronto	

Cable (Satellite)

Total CableValue (Satellite) Channels: 51

Ch #	Freq	Network	Network Description	Launch Date
14	121	ACN	Adelphia Community Network	
15	126	ESPN	ESPN	
16	132	ESPN2	ESPN2	
17	138	EMPIRE	Empire Sports Network	
18	144	CNBC	CNBC	
18	144		LO Local Origination	
19	150	PAX	WPXJ 19 Batavia	09/30/99
20	156	DIS	The Disney Channel	
23	216	TBS	TBS	
24	222	CNN	Cable News Network	
25	228	TWC	The Weather Channel	
26	234	A&E	A&E	
27	240	TNN	The National Network	
28	246	FAM	FOX Family Channel	
29	252	TDC	The Discovery Channel	
30	258	MTV	Music Television	
31	264	AMC	American Movie Classics	
32	270	VH-1	Video Hits One	
33	276	LIFE	Lifetime Television	
34	282	TNT	Turner Network Television	
35	288	USA	USA Network	
36	294	HSN	Home Shopping Network	
37	300	FX	fX-Fox Basic Cable	06/06/94
38	306	NICK	Nickelodeon	
39	312	TCN	The Cartoon Network	12/31/93
40	318	TCM	Turner Classic Movies	09/30/94
41	324	EWTN	Eternal Word Television Network	
42	330	TV LAND	TV Land	12/31/96
43	336	C-SPAN	Cable Satellite Public Affairs Network-House	
44	342	QVC	Quality, Value, Convenience	
45	348	E!	E! Entertainment Television	
46	354	CNBC	CNBC	
47	360	TLC	The Learning Channel	12/31/93
48	366	THC	The History Channel	10/01/95
49	372	AP	Animal Planet	07/15/99
50	378	BET	Black Entertainment Television	06/23/96
51	384	HN	Headline News	
52	390	TRAVEL	The Travel Channel	
53	396	C-SPAN2	Cable Satellite Public Affairs Network-Senate	
54	402	MSG	Madison Square Garden	
55	408	COM	Comedy Central	08/01/98

Western New York

/Buffalo/

West Seneca NY (Rebuild)

Office Addr: 789 Indian Church Road
West Seneca, NY 14224

Phone #: (716) 558-8100
Fax #: (716) 827-8058

Headend Addr: 120 Brown Street
Lackawanna, NY 14218

Channel Capacity: 110
mHz: 750

CableValue (Satellite)

Total CableValue (Satellite) Channels: 51

Ch #	Freq	Network	Network Description	Launch Date
56	414	TVFN	Television Food Network	03/01/95
57	420	HGTV	Home & Garden Television Network	03/01/95
58	426	CMT	Country Music Television	06/23/96
59	432	SCI-FI	The Science Fiction Channel	10/01/95
60	438	MSNBC	MSNBC	09/30/94
63	456	PEG	Public/Educational/Government Access	04/15/98
67	480	STARNET	Pay Per View Information	
68	486	BULLETIN BOARD	Community Bulletin Board	03/01/95
69	492	DISCHLTH	Discovery Health	04/01/00
70	498	HEALTH	Fox Health Network	
95	91.25	TV GUIDE	TV GUIDE	

Digital Premium Services

Total Digital Premium Services Channels: 18

Ch #	Freq	Network	Network Description	Launch Date
201		HBO	Home Box Office	11/01/97
202		HBOPLUS	HBO Plus	11/01/97
203		HBOSIG	HBO Signature	11/01/97
204		HBO FAM	HBO Family	11/01/97
205		HBO	Home Box Office	11/01/97
206		HBOPLUS	HBO Plus	11/01/97
207		HBOSIG	HBO Signature	11/01/97
208		HBO FAM	HBO Family	11/01/97
211		MAX	Cinemax	11/01/97
212		MOREMAX	More Max	11/01/97
213		ACTMAX	Action MAX	02/15/99
215		THRMX	Thriller MAX	11/01/97
221		SHOW	Showtime	11/01/97
222		SHOW2	Showtime 2	11/01/97
223		SHO3	Showtime 3-Digital	11/01/97
224		SHOWEXT	Showtime Extreme	08/01/98
231		TMC	The Movie Channel	11/01/97
232		TMC2	The Movie Channel 2-Digital	11/01/97

Digital Service

Total Digital Service Channels: 51

Ch #	Freq	Network	Network Description	Launch Date
71	504	DIGITAL	Digital Service	
72	510	DIGITAL	Digital Service	
73	516	DIGITAL	Digital Service	
74	522	DIGITAL	Digital Service	
75	528	DIGITAL	Digital Service	
76	534	DIGITAL	Digital Service	
77	540	DIGITAL	Digital Service	
78	546	SURFBOARD	Surfboard	
79	552	DIGITAL	Digital Service	
300		PPV INFO	PPV Information	11/01/97
401		MCSHOW1	MC SHOWCASE 1	11/01/97
402		MCSHOW2	MC SHOWCASE 2	11/01/97
403		MCORIGENS	MC Origens	01/21/99
404		MCNEW	MC NEW RELEASES	11/01/97
405		MCAMORIG	MC American Originals	01/21/99
406		MCSOUNDS	MC SOUNDS OF SEASON	11/01/97
407		MCKIDS	MC FOR KIDS ONLY	11/01/97
408		MCWORLD	MC WORLD BEAT	11/01/97
409		MCBODY	MC BODY & SOUL	11/01/97
410		MCCLR&B	MC Classic R & B	11/01/97
411		MCR&BHITS	MC R&B HITS	11/01/97

Western New York

/Buffalo/

West Seneca NY (Rebuild)

Office Addr: 789 Indian Church Road
West Seneca, NY 14224
Phone #: (716) 558-8100
Fax #: (716) 827-8058

Headend Addr: 120 Brown Street
Lackawanna, NY 14218
Channel Capacity: 110
mHz: 750

Digital Service

Total Digital Service Channels: 51

Ch #	Freq	Network	Network Description	Launch Date
412		MCDANCE	MC DANCE	11/01/97
413		MCRAP	MC RAP	11/01/97
414		MCMETAL	MC METAL	11/01/97
415		MCALTERN	MC ALTERNATIVE ROCK	11/01/97
416		MCPROG	MC PROGRESSIVE ALBUM	11/01/97
417		MCCLASSIC	MC CLASSIC ROCK	11/01/97
418		MCROCK	MC ROCK HITS	11/01/97
419		MCSOFT	MC SOFT ROCK	11/01/97
420		MCHITLIST	MC HIT LIST	11/01/97
421		MC80S	MC 80S POWER HITS	11/01/97
422		MC70S	MC 70S SUPER HITS	11/01/97
423		MCSOLIDGOLD	MC SOLID GOLD OLDIES	11/01/97
424		MCTODAY	MC TODAY'S COUNTRY	11/01/97
425		MCCOUNTRY	MC CLASSIC COUNTRY	11/01/97
426		MCBIGBAND	MC BIG BAND	11/01/97
427		MCS&S	MC SINGERS & STANDARDS	11/01/97
428		MCEASY	MC EASY LISTENING	11/01/97
429		MCCLASS	MC CLASSICAL MASTERPIECES	11/01/97
430		MCLITECLASS	MC LITE CLASSICAL	11/01/97
431		MCATMOS	MC Atmospheres	11/01/97
432		MCLITEJAZZ	MC LITE JAZZ	11/01/97
433		MCJAZZ	MC JAZZ	11/01/97
434		MCBLUES	MC BLUES	11/01/97
435		MCGOSPEL	MC GOSPEL	11/01/97
436		MCCHRISTIAN	MC CONTEMP CHRISTIAN	11/01/97
437		MCLATINA	MC MUSICA LATINA	11/01/97
438		MCTROPICAL	MC TROPICAL	11/01/97
439		MCMEXICANA	MC MEXICANA	11/01/97
440		MCTEJANO	MC TEJANO	11/01/97
999		TRIB	Tribune Digital Guide	

Digital-Basic

Total Digital-Basic Channels: 19

Ch #	Freq	Network	Network Description	Launch Date
101	5	DISCKIDS	Discovery Kids-Digital Service	
102	5	DISCSCI	Discovery Science-Digital Service	
103	115	DISCHOME	Discovery Home & Leisure-Digital Svc	
104	115	DISCCIV	Digital-Discovery Civilizations	
105	115	DISCHLTH	Discovery Health	
106	115	DISCWINGS	Digital-Discovery Wings	
107	115	GAME	Game Show Network	
109	115	BBCA	BBC Americas	
110	115	GOOD	Good Life TV (formerly Nostalgia)	
111	115	TWCSCAN	TWC Weatherscan	
121	115	GOLF	The Golf Channel	09/01/99
122	115	SPEED	Speedvision	
123	115	ESPNNW	ESPN News	
124	115	CNNNSI	CNN/Sports Illustrated	
125	115	FOXSPW	Fox Sports World	
126	115	OLC	Outdoor Life Channel	
127	115	OC	Outdoor Channel	
128	115	BLOOM	Bloomberg	
129	115	TECH TV	Tech TV	

Digital-Encore Movie Pkg

Total Digital-Encore Movie Pkg Channels: 14

Ch #	Freq	Network	Network Description	Launch Date
138	115	ENCORE	Encore	

Western New York

/Buffalo/

West Seneca NY (Rebuild)

Office Addr: 789 Indian Church Road
West Seneca, NY 14224
Phone #: (716) 558-8100
Fax #: (716) 827-8058

Headend Addr: 120 Brown Street
Lackawanna, NY 14218
Channel Capacity: 110
mHz: 750

Digital-Encore Movie Pkg

Total Digital-Encore Movie Pkg Channels: 14

Ch #	Freq	Network	Network Description	Launch Date
139	115	ENCORE	Encore	
140	115	ROM	Romance Classics	
141	115	ENCLOVE	Encore Love	
142	115	ENCLOVE	Encore Love	
143	115	ENCWEST	Encore Westerns	
144	115	ENCWEST	Encore Westerns	
145	115	ENCMYST	Encore Mystery	
146	115	ENCMYST	Encore Mystery	
147	115	ENCTRUE	Encore True Stories	
148	115	ENCTRUE	Encore True Stories	
149	115	ENCACT	Encore Action	
150	115	ENCACT	Encore Action	
151	115	ENCWAM	Encore WAM!	

Digital-Starz Movie Pkg

Total Digital-Starz Movie Pkg Channels: 4

Ch #	Freq	Network	Network Description	Launch Date
241	115	STARZ	Starz	
243	115	STARZ2	Starz 2	
244	115	STARZFAM	Starz Family	
245	115	STARZCIN	Starz Cinema	

Pay Per View

Total Pay Per View Channels: 1

Ch #	Freq	Network	Network Description	Launch Date
62	450	VC5	Viewers Choice 5 Pay Per View	01/02/97

Premium

Total Premium Channels: 7

Ch #	Freq	Network	Network Description	Launch Date
5	76	HBO	Home Box Office	
21	162	TMC	The Movie Channel	
22	168	SHOW	Showtime	
61	444	MAX	Cinemax	
64	462	HBOPLUS	HBO Plus	09/01/95
65	468	HBOSIG	HBO Signature	09/01/95
66	464	MOREMAX	More Max	09/01/95

Total Channels: 176

International Rates & Packages

Programming Services *	Monthly	
	Broadcast Service (required)	Basic Service*
Amherst	\$ 6.00	\$ 35.50
Aurora - Town	\$ 7.09	\$ 35.50
Boston	\$ 6.75	\$ 35.50
Blasdell	\$ 5.77	\$ 35.50
Cheektowaga	\$ 5.75	\$ 35.50
Colden	\$ 7.15	\$ 35.50
Depew	\$ 5.60	\$ 35.50
East Aurora - Village	\$ 6.86	\$ 35.50
Eden	\$ 6.75	\$ 35.50
Grand Island	\$ 5.75	\$ 35.50
Hamburg - Town	\$ 5.58	\$ 35.50
Hamburg - Village	\$ 5.91	\$ 35.50
Holland	\$ 6.96	\$ 35.50
Kenmore	\$ 5.85	\$ 35.50
Lackawanna	\$ 5.50	\$ 35.50
North Tonawanda	\$ 5.76	\$ 35.50
Sloan	\$ 5.54	\$ 35.50
Tonawanda - City	\$ 5.73	\$ 35.50
Tonawanda - Town	\$ 5.85	\$ 35.50
Wales	\$ 6.90	\$ 35.50
West Seneca	\$ 5.65	\$ 35.50
Williamsville	\$ 5.81	\$ 35.50

+ Rates may vary due to FCC rate regulation formula in compliance with the telecommunications act and do not include franchise fees.

* Basic Service includes all Broadcast and Satellite channels.

Premium Entertainment Channels *	Monthly
Home Box Office	\$ 11.50
Showtime	\$ 11.50
Cinemax	\$ 11.50
The Movie Channel	\$ 11.50

* Premium Channels may require additional equipment charges.

Recommended Premium Packages *	Monthly
2 Premium Package	\$ 18.50
3 Premium Package	\$ 25.50
4 Premium Package	\$ 30.50

* Premium Channels may require additional equipment charges.

Additional Services	Monthly
TV Guide (weekly guide)	\$ 3.50
Adelphia Home Theater Movies (each) ^	\$ 3.95
Adelphia Home Theater Special Events ^	Varies

^ Addressable or digital converter required. Only available with Basic Service.

Equipment	Monthly
Additional Outlet (each)	\$ 1.05
Addressable Remote Control (each)	\$.25
Addressable Converter (each)	\$ 3.25

Equipment Purchases *

Basic Cable Converter Purchase (new) **	\$ 55.00
Basic Cable Converter Purchase (used) **	\$ 30.00
Remote Control Purchase (basic)	\$ 10.00
Limited Warranty for Basic Cable Converter	\$ 10.00

* Subject to tax.

** Subject to availability.

Installation Charges *

Initial Standard Install	\$ 47.00
Standard Install Underground Burial	\$ 60.00
Non Standard Install	Time & Materials
Change of Service (add/remove traps)	\$ 33.00
Reconnect (standard)	\$ 35.00
Non-Pay Reconnect (valid for first 30 days)	\$ 30.00
Transfer of Service (new address)	\$ 35.00
Relocate Outlet	\$ 35.00
Trip Charge	\$ 31.00
Additional Outlet(s), Digital Service (with initial install)	\$ 23.00
Additional Outlet(s), Digital Service^ (after initial install)	\$ 35.00
A/B Switch (materials only)	\$ 10.00
Unreturned Digital Converter Charge	\$ 500.00
Unreturned Addressable Converter Charge	\$ 150.00
Unreturned Basic Converter Charge	\$ 55.00
Parental Control	Available upon request
Service Call	**Time & Materials

* Subject to tax.

^ First additional set or Digital Service installed - \$35.00.

Each additional set or Digital Service installed during the same trip - \$23.00 each.

**Hourly rate - \$32.00

Transaction Charges

Change of Service (Addressable)*	\$ 2.00
(per transaction - no visit to residence required)	
Late Payment Fee	\$ 5.00

* Subject to tax.

Any customer initiated damages will be charged on a time and materials basis.

Cable Entertainment

International Channel Line-Up

Channel	Network	Station/Service	Key
02	NBC	WGRZ 2 Buffalo	<input type="checkbox"/>
03	PBS	WNED 17 Buffalo	<input type="checkbox"/>
04	CBS	WIVB 4 Buffalo	<input type="checkbox"/>
05	HBO	Home Box Office	●
06	FOX	WUTV 29 Buffalo	<input type="checkbox"/>
07	ABC	WKBW 7 Buffalo	<input type="checkbox"/>
08	WB	WNYO 49 Buffalo	<input type="checkbox"/>
09	CTV	CFTO 9 Toronto	<input type="checkbox"/>
10	PBS/LO	WNEQ 23 Buffalo/Local Orig/Access	<input type="checkbox"/>
11	IND	WNGS 67 Springville	<input type="checkbox"/>
12	IND	WNYB 26 Jamestown	<input type="checkbox"/>
13	CBC/KNOW	CBLT 5 Toronto / Knowledge TV	<input type="checkbox"/>
14	SPN	Showplace Network	○
15	ESPN	24 Hour Sports	○
16	ESPN2	24 Hour Sports	○
17	EMPIRE	Empire Sports Network	○
18	LO	Local Origination/Access	○
19	IND	WPXJ 51 Batavia	○
20	DISNEY	Disney Channel	○
21	TMC	The Movie Channel	●
22	SHOW	Showtime	●
23	ND	TBS 17 Atlanta	○
24	CNN	Cable News Network	○
25	TWC	The Weather Channel	○
26	A&E	A & E	○
27	TNN	The Nashville Network	○
28	FAM	Fox Family Channel	○
29	DSC	The Discovery Channel	○
30	MTV	Music Television	○
31	AMC	American Movie Classics	○
32	VH1	Video Hits One	○
33	LIFE	Lifetime Television	○

34	TNT	Turner Network Television	○
35	USA	USA Network	○
36	HSN	Home Shopping Network	○
37	FX	FX Network	○
38	NICK	Nickelodeon	○
39	TOON	The Cartoon Network	○
40	TCM	Turner Classic Movies	○
41	EWTN	Eternal Word Television Network	○
42	TVL	TV Land	○
43	C-SPAN	House of Representatives	○
44	QVC	Quality, Value, Convenience	○
45	E!TV	Entertainment Television	○
46	CNBC	Consumer / Business News	○
47	TLC	The Learning Channel	○
48	HIST	The History Channel	○
49	AP	Animal Planet	○
50	BET	Black Entertainment Television	○
51	HN	Headline News	○
52	TRAVEL	The Travel Channel	○
53	C-SPAN2	Senate	○
54	MSG	Madison Square Garden	○
55	COM	Comedy Central	○
56	FOOD	Food Network	○
57	HGTV	Home & Garden Television	○
58	CMT	Country Music Television	○
59	SCI-FI	Sci-Fi Channel	○
60	MSNBC	All News Network	○
61	MAX	Cinemax	●
62	AHT2	Adelphia Home Theater 2	●
63	PEG	Public/Gov't./Educ. Access	○
64	HBO P	HBO Plus	●
65	HBO S	HBO Signature	●
66	MMAx	More Max	●
67	INFO	Adelphia Home Theater Information	○
68	BOARD	Community Billboard	○
69	KNOW	Knowledge TV	○
70	THN	The Health Network	○
95	TVG	TV Guide Channel	○
99	AHT1	Adelphia Home Theater 1	●

Key

- Broadcast Channel
- Satellite Channel
- Premium Channel
- Adelphia Home Theater Channel



1-800-367-6900

10/99



Your Link For Everything

ADELPHIA CABLE COMMUNICATIONS
FCC FORM 1240
WORKSHEET 7 - EXTERNAL COSTS
TRUE-UP PERIOD

CUID
NY1309

Franchise: Town of Holland

<u>Ref</u>	<u>True-Up Period 1</u>		<u>Basic</u>	<u>Copyright</u>	<u>Ref</u>
	1999 Programming and Copyright Expense:				
		<u>Months</u>			
	Second Quarter	2	\$0.04462	\$0.10204	Exhibit VIII
	Third Quarter	3	\$0.04462	\$0.09033	Exhibit VIII
	Fourth Quarter	3	\$0.04462	\$0.09033	Exhibit VIII
	Programming and Copyright Expense / Sub		\$0.35696	\$0.74606	
	# of subscribers		738	738	Line B1
	Total 1999 Programming and Copyright Expense		<u>\$263.44</u>	<u>\$550.59</u>	
	2000 Programming and Copyright Expense:				
		<u>Months</u>			
	First Quarter	3	\$0.08558	\$0.21806	Exhibit VIII
	Second Quarter	1	\$0.01558	\$0.21806	Exhibit VIII
	Programming and Copyright Expense / Sub		\$0.27232	\$0.87224	
	# of subscribers		738	738	Line B1
	Total 2000 Programming and Copyright Expense		<u>\$200.97</u>	<u>\$643.71</u>	
701	Total Programming Expense		<u>\$464.41</u>		
703	Total Copyright Expense			<u>\$1,194.31</u>	

ADELPHIA CABLE COMMUNICATIONS
 FCC FORM 1240
 WORKSHEET 7 - EXTERNAL COSTS
 TRUE-UP PERIOD

 CUID
 NY1309

Franchise: Town of Holland

<u>Ref</u>	<u>True-Up Period 2</u>	<u>Basic</u>	<u>Copyright</u>	<u>Ref</u>	
	2000 Programming and Copyright Expense:				
		<u>Months</u>			
	Second Quarter	2	\$0.01558	\$0.21806	Exhibit VIII
	Third Quarter	3	\$0.01558	\$0.21806	Exhibit VIII
	Fourth Quarter	3	\$0.01558	\$0.21806	Exhibit VIII
	Programming and Copyright Expense / Sub		<u>\$0.12464</u>	<u>\$1.74448</u>	
	# of subscribers		<u>730</u>	<u>730</u>	Line B2
	Total 2000 Programming and Copyright Expense		<u><u>\$91.02</u></u>	<u><u>\$1,273.91</u></u>	
711	Total Programming Expense		<u><u>\$91.02</u></u>		
713	Total Copyright Expense			<u><u>\$1,273.91</u></u>	

**FCC FORM 1240
WORKSHEET 7 - EXTERNAL COSTS
PROJECTED PERIOD**

CUID
NY1309

Franchise: Town of Holland

<u>Ref</u>		<u>Basic</u>	<u>Copyright</u>	<u>Ref</u>	
	2001 Programming and Copyright Expense:				
	<u>Months</u>				
	Second Quarter	3	\$0.09558	\$0.21806	Exhibit VIII
	Third Quarter	3	\$0.09558	\$0.21806	Exhibit VIII
	Fourth Quarter	3	\$0.09558	\$0.21806	Exhibit VIII
	Programming and copyright expense / Sub	\$0.86022	\$1.96254		
	# of subscribers	730	730	Line B3	
	Total 2001 programming and copyright expense	\$628.18	\$1,433.14		
	2002 Programming and Copyright Expense:				
	<u>Months</u>				
	First Quarter	3	\$0.10558	\$0.21806	Exhibit VIII
	Programming and copyright expense	\$0.31674	\$0.65418		
	# of subscribers	730	730	Line B3	
	Total 2002 programming and copyright expense	\$231.30	\$477.71		
701	Total Programming Expense	\$859.48			
703	Total Copyright Expense		\$1,910.86		

14

HEADEND NAME: Lackawanna NY
 CHANNEL LINEUP: West Seneca NY (Rebuild)
 CORP NUMBER: 01610
 REG OR NONREG: REG

Service	Conv #	Carr Level	CAP Designation	1999											
				Q1 Conv	Q1 Carr	Q1 Tot Fees	Q2 Conv	Q2 Carr	Q2 Tot Fees	Q3 Conv	Q3 Carr	Q3 Tot Fees	Q4 Conv	Q4 Carr	Q4 Tot Fees
WGRZ	2	B	R	2	B	0.00000	2	B	0.00000	2	B	0.00000	2	B	0.00000
WNED	3	B	R	3	B	0.00000	3	B	0.00000	3	B	0.00000	3	B	0.00000
WVVB	4	B	R	4	B	0.00000	4	B	0.00000	4	B	0.00000	4	B	0.00000
WUTV	6	B	R	6	B	0.00000	6	B	0.00000	6	B	0.00000	6	B	0.00000
WKBW	7	B	R	7	B	0.00000	7	B	0.00000	7	B	0.00000	7	B	0.00000
WNYO	8	B	R	8	B	0.00000	8	B	0.00000	8	B	0.00000	8	B	0.00000
CFTO	9	B	R	9	B	0.00000	9	B	0.00000	9	B	0.00000	9	B	0.00000
LO	10	B	R	10	B	0.00000	10	B	0.00000	10	B	0.00000	10	B	0.00000
WNEQ	10	B	R	10	B	0.00000	10	B	0.00000	10	B	0.00000	10	B	0.00000
WNGS	11	B	R	11	B	0.00000	11	B	0.00000	11	B	0.00000	11	B	0.00000
WNYB	12	B	R	12	B	0.00000	12	B	0.00000	12	B	0.00000	12	B	0.00000
CBLT	13	B	R	13	B	0.00000	13	B	0.00000	13	B	0.00000	13	B	0.00000
KNOWLEDGE TV	13	B	R	13	B	0.02970	13	B	0.02970	13	B	0.02970	13	B	0.02970
BMI/ASCAP	998	B	R	998	B	0.01492	998	B	0.01492	998	B	0.01492	998	B	0.01492
LEVEL OF SERVICE: BROADCAST CAP ADD CLASSIFICATION: REGULAR				11		0.04462	11		0.04462	11		0.04462	11		0.04462
COPYRIGHT	999	C	R	999	C	0.10204	999	C	0.10204	999	C	0.09033	999	C	0.09033
LEVEL OF SERVICE: COPYRIGHT CAP ADD CLASSIFICATION: REGULAR				1		0.10204	1		0.10204	1		0.09033	1		0.09033
CAP CLASSIFICATION: REGULAR				11		0.14666	11		0.14666	11		0.13495	11		0.13495
Lackawanna NY / West Seneca NY (Rebuild)				11		0.14666	11		0.14666	11		0.13495	11		0.13495

HEADEND NAME: Lackawanna NY
 CHANNEL LINEUP: West Seneca NY (Rebuild)
 CORP-NUMBER: 01610
 REG OR NONREG: REG

24

Service	Conv #	Carr Level	CAP Designation	2000											
				Q1 Conv	Q1 Carr	Q1 Fees	Q2 Conv	Q2 Carr	Q2 Fees	Q3 Conv	Q3 Carr	Q3 Fees	Q4 Conv	Q4 Carr	Q4 Fees
WGRZ	2	B	R	2	B	0.00000	2	B	0.00000	2	B	0.00000	2	B	0.00000
WNED	3	B	R	3	B	0.00000	3	B	0.00000	3	B	0.00000	3	B	0.00000
WIVB	4	B	R	4	B	0.00000	4	B	0.00000	4	B	0.00000	4	B	0.00000
WUTV	6	B	R	6	B	0.00000	6	B	0.00000	6	B	0.00000	6	B	0.00000
WKBW	7	B	R	7	B	0.00000	7	B	0.00000	7	B	0.00000	7	B	0.00000
WNYO	8	B	R	8	B	0.00000	8	B	0.00000	8	B	0.00000	8	B	0.00000
CFTO	9	B	R	9	B	0.00000	9	B	0.00000	9	B	0.00000	9	B	0.00000
WNEQ	10	B	R	10	B	0.00000	10	B	0.00000	10	B	0.00000	10	B	0.00000
LO	10	B	R	10	B	0.00000	10	B	0.00000	10	B	0.00000	10	B	0.00000
WNGS	11	B	R	11	B	0.00000	11	B	0.00000	11	B	0.00000	11	B	0.00000
WNYB	12	B	R	12	B	0.00000	12	B	0.00000	12	B	0.00000	12	B	0.00000
KNOWLEDGE TV	13	B	R	13	B	0.07000									
DISCHLTH	13	B	R				13	B	0.00000	13	B	0.00000	13	B	0.00000
CBLT	13	B	R	13	B	0.00000	13	B	0.00000	13	B	0.00000	13	B	0.00000
BMI/ASCAP	998	B	R	998	B	0.01558	998	B	0.01558	998	B	0.01558	998	B	0.01558
LEVEL OF SERVICE: Broadcast CAP ADD CLASSIFICATION: Regular				11		0.08558	11		0.01558	11		0.01558	11		0.01558
CC	999	C	R	999	C	0.21806	999	C	0.21806	999	C	0.21806	999	C	0.21806
LEVEL OF SERVICE: Copyright CAP ADD CLASSIFICATION: Regular				1		0.21806	1		0.21806	1		0.21806	1		0.21806
CAP ADD CLASSIFICATION: REGULAR				11		0.30364	11		0.23364	11		0.23364	11		0.23364
Lackawanna NY / West Seneca NY (Rebuild)				11		0.30364	11		0.23364	11		0.23364	11		0.23364

11/28/00

HEADEND NAME: Lackawanna NY
 CHANNEL LINEUP: West Seneca NY (Rebuild)
 CORP NUMBER: 01610
 REG OR NONREG: REG

3/4

Service	Conv #	Carr Level	CAP Designation	2001											
				Q1 Conv	Q1 Carr	Q1 Fees	Q2 Conv	Q2 Carr	Q2 Fees	Q3 Conv	Q3 Carr	Q3 Fees	Q4 Conv	Q4 Carr	Q4 Fees
WGRZ	2	B	R	2	B	0.00000	2	B	0.00000	2	B	0.00000	2	B	0.00000
WNED	3	B	R	3	B	0.00000	3	B	0.00000	3	B	0.00000	3	B	0.00000
WIVB	4	B	R	4	B	0.00000	4	B	0.00000	4	B	0.00000	4	B	0.00000
WUTV	6	B	R	6	B	0.00000	6	B	0.00000	6	B	0.00000	6	B	0.00000
WKBW	7	B	R	7	B	0.00000	7	B	0.00000	7	B	0.00000	7	B	0.00000
WNYO	8	B	R	8	B	0.00000	8	B	0.00000	8	B	0.00000	8	B	0.00000
CFTO	9	B	R	9	B	0.00000	9	B	0.00000	9	B	0.00000	9	B	0.00000
WNEQ	10	B	R	10	B	0.00000	10	B	0.00000	10	B	0.00000	10	B	0.00000
LO	10	B	R	10	B	0.00000	10	B	0.00000	10	B	0.00000	10	B	0.00000
WNGS	11	B	R	11	B	0.00000	11	B	0.00000	11	B	0.00000	11	B	0.00000
WNYB	12	B	R	12	B	0.00000	12	B	0.00000	12	B	0.00000	12	B	0.00000
KNOWLEDGE TV	13	B	R												
DISCHLTH	13	B	R	13	B	0.08000	13	B	0.08000	13	B	0.08000	13	B	0.08000
CBLT	13	B	R	13	B	0.00000	13	B	0.00000	13	B	0.00000	13	B	0.00000
BMI/ASCAP	998	B	R	998	B	0.01558	998	B	0.01558	998	B	0.01558	998	B	0.01558
LEVEL OF SERVICE: Broadcast			CAP ADD CLASSIFICATION: Regular	11		0.09558	11		0.09558	11		0.09558	11		0.09558
COPIRIGHT	999	C	R	999	C	0.21806	999	C	0.21806	999	C	0.21806	999	C	0.21806
LEVEL OF SERVICE: Copyright			CAP ADD CLASSIFICATION: Regular	1		0.21806	1		0.21806	1		0.21806	1		0.21806
CAP ADD CLASSIFICATION: REGULAR				11		0.31364	11		0.31364	11		0.31364	11		0.31364
Lackawanna NY / West Seneca NY (Rebuild)				11		0.31364	11		0.31364	11		0.31364	11		0.31364

11/28/00

HEADEND NAME: Lackawanna NY
 CHANNEL LINEUP: West Seneca NY (Rebuild)
 CORP-NUMBER: 01610
 REG OR NONREG: REG

4/4

Service	Conv #	Carr Level	CAP Designation	2002											
				Q1 Conv	Q1 Carr	Q1 Fees	Q2 Conv	Q2 Carr	Q2 Fees	Q3 Conv	Q3 Carr	Q3 Fees	Q4 Conv	Q4 Carr	Q4 Fees
WGRZ	2	B	R	2	B	0.00000	2	B	0.00000	2	B	0.00000	2	B	0.00000
WNED	3	B	R	3	B	0.00000	3	B	0.00000	3	B	0.00000	3	B	0.00000
WIVB	4	B	R	4	B	0.00000	4	B	0.00000	4	B	0.00000	4	B	0.00000
WUTV	6	B	R	6	B	0.00000	6	B	0.00000	6	B	0.00000	6	B	0.00000
WKBW	7	B	R	7	B	0.00000	7	B	0.00000	7	B	0.00000	7	B	0.00000
WNYO	8	B	R	8	B	0.00000	8	B	0.00000	8	B	0.00000	8	B	0.00000
CFTO	9	B	R	9	B	0.00000	9	B	0.00000	9	B	0.00000	9	B	0.00000
WNEQ	10	B	R	10	B	0.00000	10	B	0.00000	10	B	0.00000	10	B	0.00000
LO	10	B	R	10	B	0.00000	10	B	0.00000	10	B	0.00000	10	B	0.00000
WNGS	11	B	R	11	B	0.00000	11	B	0.00000	11	B	0.00000	11	B	0.00000
WNYB	12	B	R	12	B	0.00000	12	B	0.00000	12	B	0.00000	12	B	0.00000
DISCHLTH	13	B	R	13	B	0.09000	13	B	0.09000	13	B	0.09000	13	B	0.09000
CBLT	13	B	R	13	B	0.00000	13	B	0.00000	13	B	0.00000	13	B	0.00000
BMI/ASCAP	998	B	R	998	B	0.01558	998	B	0.01558	998	B	0.01558	998	B	0.01558
LEVEL OF SERVICE: Broadcast			CAP ADD CLASSIFICATION: Regular	11		0.10558	11		0.10558	11		0.10558	11		0.10558
COPYRIGHT	999	C	R	999	C	0.21806	999	C	0.21806	999	C	0.21806	999	C	0.21806
LEVEL OF SERVICE: Copyright			CAP ADD CLASSIFICATION: Regular	1		0.21806	1		0.21806	1		0.21806	1		0.21806
CAP CLASSIFICATION: REGULAR				11		0.32364	11		0.32364	11		0.32364	11		0.32364
Lackawanna NY / West Seneca NY (Rebuild)				11		0.32364	11		0.32364	11		0.32364	11		0.32364

**FCC FORM 1240
 UPDATING MAXIMUM PERMITTED RATES FOR REGULATED CABLE SERVICES**

Cable Operator:

Name of Cable Operator PARNASSOS, L.P./dba ADELPHIA COMMUNICATIONS CORPORATION		
Mailing Address of Cable Operator MAIN AT WATER STREET		
City COUDERSPORT	State PA	ZIP Code 16915

1. Does this filing involve a single franchise authority and a single community unit?

YES	NO
X	

If yes, complete the franchise authority information below and enter the associated CUID number here:

NY1383

2. Does this filing involve a single franchise authority but multiple community units?

YES	NO
	X

If yes, enter the associated CUIDs below and complete the franchise authority information at the bottom of this page:

--

3. Does this filing involve multiple franchise authorities?

If yes, attach a separate sheet for each franchise authority and include the following franchise authority information and its associated CUID(s):

Franchise Authority Information:

Name of Local Franchising Authority NEW YORK PUBLIC SERVICE COMMISSION		
Mailing Address of Local Franchising Authority 3 EMPIRE STATE PLAZA		
City ALBANY	State NY	ZIP Code 12223-1350
Telephone number	Fax Number	

**PUBLIC SERVICE COMMISSION
 RECEIVED
 JAN 16 2001
 FILES
 ALBANY, N.Y.**

4. For what purpose is this Form 1240 being filed? Please put an "X" in the appropriate box.

a. Original Form 1240 for Basic Tier	X
b. Amended Form 1240 for Basic Tier	
c. Original Form 1240 for CPS Tier	
d. Amended Form 1240 for CPS Tier	

5. Indicate the one year time period for which you are setting rates (the Projected Period).

TO		
04/01/01	03/31/02	(mm/yy)

6. Indicate the time period for which you are performing a true-up.

TO		
05/01/99	12/31/00	(mm/yy)

7. Status of Previous Filing of FCC Form 1240 (enter an "x" in the appropriate box)

YES	NO
	X
	X

a. Is this the first FCC Form 1240 filed in any jurisdiction?

b. Has an FCC Form 1240 been filed previously with the FCC?

If yes, enter the date of the most recent filing:

--

 (mm/dd/yy)

c. Has an FCC Form 1240 been filed previously with the Franchising Authority?

If yes, enter the date of the most recent filing:

X

 (mm/dd/yy)

8. Status of Previous Filing of FCC Form 1210 (enter an "x" in the appropriate box)

a. Has an FCC Form 1210 been previously filed with the FCC?

YES	NO
	X

If yes, enter the date of the most recent filing:

	(mm/dd/yy)
--	------------

b. Has an FCC Form 1210 been previously filed with the Franchising Authority?

YES	NO
X	

If yes, enter the date of the most recent filing:

09/01/95	(mm/dd/yy)
----------	------------

9. Status of FCC Form 1200 Filing (enter an "x" in the appropriate box)

a. Has an FCC Form 1200 been previously filed with the FCC?

YES	NO
	X

If yes, enter the date filed:

	(mm/dd/yy)
--	------------

b. Has an FCC Form 1200 been previously filed with the Franchising Authority?

YES	NO
X	

If yes, enter the date filed:

05/10/95	(mm/dd/yy)
----------	------------

10. Cable programming Services Complaint Status (enter an "x" in the appropriate box)

a. Is this form being filed in response to an FCC Form 329 complaint?

YES	NO
	X

If yes, enter the date of the complaint:

	(mm/dd/yy)
--	------------

11. Is FCC Form 1205 Being Included With This Filing

YES	NO
X	

12. Selection of "Going Forward" Channel Addition Methodology (enter an "x" in the appropriate box)

Check here if you are using the original rules [MARKUP METHOD].

Check here if you are using the new, alternative rules [CAPS METHOD].

If using the CAPS METHOD, have you elected to revise recovery for channels added during the period May 15, 1994 to Dec. 31, 1994?

YES	NO
	X

13. Headend Upgrade Methodology

**NOTE: Operators must certify to the Commission their eligibility to use this upgrade methodology and attach an equipment list and depreciation schedule.*

Check here if you are a qualifying small system using the streamlined headend upgrade methodology.

Part I: Preliminary Information

Module A: Maximum Permitted Rate From Previous Filing

Line	Line Description	a Basic	b Tier 2	c Tier 3	d Tier 4	e Tier 5
A1	Current Maximum Permitted Rate	\$5.6154				

Module B: Subscribership

Line	Line Description	a Basic	b Tier 2	c Tier 3	d Tier 4	e Tier 5
B1	Average Subscribership For True-Up Period 1	587				
B2	Average Subscribership For True-Up Period 2	570				
B3	Estimated Average Subscribership For Projected Period	570				

Module C: Inflation Information

Line	Line Description		
C1	Unclaimed Inflation: Operator Switching From 1210 To 1240		1.0000
C2	Unclaimed Inflation: Unregulated Operator Responding to Rate Complaint		1.0000
C3	Inflation Factor For True-Up Period 1 [Wks 1]		1.0193
C4	Inflation Factor For True-Up Period 2 [Wks 1]		1.0240
C5	Current FCC Inflation Factor		1.0240

Module D: Calculating the Base Rate

Line	Line Description	a Basic	b Tier 2	c Tier 3	d Tier 4	e Tier 5
D1	Current Headend Upgrade Segment					
D2	Current External Costs Segment	\$0.2016				
D3	Current Caps Method Segment					
D4	Current Markup Method Segment					
D5	Current Channel Movement and Deletion Segment	(\$1.1487)				
D6	Current True-Up Segment	(\$0.1101)				
D7	Current Inflation Segment	\$0.0428				
D8	Base Rate [A1-D1-D2-D3-D4-D5-D6-D7]	\$6.6298				

**Part II: True-Up Period
Module E: Timing Information**

Line	Line Description		
E1	What Type of True-Up Is Being Performed? (Answer "1", "2", or "3". See Instructions for a description of these types.)		3
	"1", go to Module I. If "2", answer E2 and E3. If "3", answer E2, E3, E4, and E5.		
E2	Number of Months in the True-Up Period 1		12
E3	Number of Months between the end of True-Up Period 1 and the end of the most recent Projected Period		3
E4	Number of Months in True-Up Period 2 Eligible for Interest		8
E5	Number of Months True-Up Period 2 Ineligible for Interest		

Module F: Maximum Permitted Rate For True-Up Period 1

Line	Line Description	a Basic	b Tier 2	c Tier 3	d Tier 4	e Tier 5
F1	Caps Method Segment For True-Up Period 1 [Wks 2]					
F2	Markup Method Segment For True-Up Period 1 [Wks 3]					
F3	Chan Mvmnt Deletn Segment For True-Up Period 1 [Wks' 4/5]	(\$1.1487)				
F4	True-Up Period 1 Rate Eligible For Inflation [D8+F1+F2+F3]	\$5.4811				
F5	Inflation Segment for True-Up Period 1 [(F4*C3)-F4]	\$0.1055				
F6	Headend Upgrade Segment For True-Up Period 1 [Wks 6]					
F7	External Costs Segment For True-Up Period 1 [Wks 7]	\$0.2013				
F8	True-Up Segment For True-Up Period 1	(\$0.0670)				
F9	Max Perm Rate for True-Up Period 1 [F4+F5+F6+F7+F8]	\$5.7210				

Module G: Maximum Permitted Rate For True-Up Period 2

Line	Line Description	a Basic	b Tier 2	c Tier 3	d Tier 4	e Tier 5
G1	Caps Method Segment For True-Up Period 2 [Wks 2]					
G2	Markup Method Segment For True-Up Period 2 [Wks 3]					
G3	Chan Mvmnt Deletn Segment For True-Up Period 2 [Wks' 4/5]	(\$1.1487)				
G4	TU Period 2 Rate Eligible For Inflation [D8+F5+G1+G2+G3]	\$5.5866				
G5	Inflation Segment for True-Up Period 2 [(G4*C4)-G4]	\$0.1341				
G6	Headend Upgrade Segment For True-Up Period 2 [Wks 6]					
G7	External Costs Segment For True-Up Period 2 [Wks 7]	\$0.2512				
G8	True-Up Segment For True-Up Period 2	(\$0.0670)				
G9	Max Perm Rate for True-Up Period 2 [G4+G5+G6+G7+G8]	\$5.9049				

Module H: True-Up Adjustment Calculation

Line	Line Description	a Basic	b Tier 2	c Tier 3	d Tier 4	e Tier 5
Adjustment For True-Up Period 1						
H1	Revenue From Period 1	\$41,788.5300				
H2	Revenue From Max Permitted Rate for Period 1	\$40,298.5627				
H3	True-Up Period 1 Adjustment [H2-H1]	(\$1,489.9673)				
H4	Interest on Period 1 Adjustment	(\$128.0732)				
Adjustment For True-Up Period 2						
H5	Revenue From Period 2 Eligible for Interest	\$25,559.1600				
H6	Revenue From Max Perm Rate for Period 2 Eligible For Interest	\$26,902.6017				
H7	Period 2 Adjustment Eligible For Interest [H6-H5]	\$1,343.4417				
H8	Interest on Period 2 Adjustment (See instructions for formula)	\$50.3791				
H9	Revenue From Period 2 Ineligible for Interest					
H10	Revenue From Max Perm Rate for Period 2 Ineligible for Intere					
H11	Period 2 Adjustment Ineligible For Interest [H10-H9]					
Total True-Up Adjustment						
H12	Previous Remaining True-Up Adjustment					
H13	Total True-Up Adjustment [H3+H4+H7+H8+H11+H12]	(\$224.2197)				
H14	Amount of True-Up Claimed For This Projected Period	(\$224.2197)				
H15	Remaining True-Up Adjustment [H13-H14]					


**Part III: Projected Period
Module I: New Maximum Permitted Rate**

Line	Line Description	a Basic	b Tier 2	c Tier 3	d Tier 4	e Tier 5
11	Caps Method Segment For Projected Period [Wks 2]					
12	Markup Method Segment For Projected Period [Wks 3]					
13	Chan Mvmnt Deletn Segment For Projected Period [Wks 4/5]	(\$1.1487)				
14	Proj. Period Rate Eligible For Inflation [D8+F5+G5+I1+I2+I3]	\$5.7207				
15	Inflation Segment for Projected Period [(I4*CS)-I4]	\$0.1373				
16	Headend Upgrade Segment For Projected Period [Wks 6]					
17	External Costs Segment For Projected Period [Wks 7]	\$0.3399				
18	True-Up Segment For Projected Period	(\$0.0328)				
19	Max Permitted Rate for Projected Period [I4+I5+I6+I7+I8]	\$6.1650				
110	Operator Selected Rate For Projected Period	\$7.2000				

Certification Statement

WILLFUL FALSE STATEMENTS MADE ON THIS FORM ARE PUNISHABLE BY FINE AND/OR IMPRISONMENT (U.S. CODE TITLE 18, SECTION 1001), AND/OR FORFEITURE (U.S. CODE, TITLE 47, SECTION 503).

I certify that the statements made in this form are true and correct to the best of my knowledge and belief, and are made in good faith.

Signature 	Date 12/18/00
Name and Title of Person Completing this Form: Craig A. Schmid, Director of Regulation	
Telephone number (814) 274-9830	Fax Number (814) 274-7782

Worksheet 1 - True-Up Period Inflation

For instructions, see Appendix A of Instructions For FCC Form 1240

Line	Period	FCC Inflation Factor	
101	Month 1	1.35%	May 1999
102	Month 2	1.35%	June 1999
103	Month 3	1.04%	July 1999
104	Month 4	1.04%	August 1999
105	Month 5	1.04%	September 1999
106	Month 6	1.96%	October 1999
107	Month 7	1.96%	November 1999
108	Month 8	1.96%	December 1999
109	Month 9	3.00%	January 2000
110	Month 10	3.00%	February 2000
111	Month 11	3.00%	March 2000
112	Month 12	2.40%	April 2000
113	Average Inflation Factor for True-Up Period 1	1.0193	
114	Month 13	2.40%	May 2000
115	Month 14	2.40%	June 2000
116	Month 15	2.40%	July 2000
117	Month 16	2.40%	August 2000
118	Month 17	2.40%	September 2000
119	Month 18	2.40%	October 2000
120	Month 19	2.40%	November 2000
121	Month 20	2.40%	December 2000
122	Month 21		
123	Month 22		
124	Month 23		
125	Month 24		
126	Average Inflation Factor for True-Up Period 2	1.0240	

Worksheet 7 - External Costs True-Up Period

For instructions, see Appendix A of Instructions For FCC Form 1240

True-Up Period	Projected Period
X	

Question 1. For which time period are you filling out this worksheet? [Put an "X" in the appropriate box.]

Question 2. How long is the first period, in months, for which rates are being set with this worksheet?

12
8

Question 3. How long is the second period, in months, for which rates are being set with this worksheet?

Line	Line Description	a Basic	b Tier 2	c Tier 3	d Tier 4	e Tier 5
------	------------------	------------	-------------	-------------	-------------	-------------

Period 1

External Costs Eligible for Markup						
701	Cost of programming For Channels Added Prior to 5/15/94 or After 5/15/94 Using Markup Method For Period	\$369.39				
702	Retransmission Consent Fees For Period					
703	Copyright Fees For Period	\$949.94				
704	External Costs Eligible For 7.5% Markup	\$1,319.33				
705	Marked Up External Costs	\$1,418.2792				
External Costs Not Eligible for Markup						
706	Cable Specific Taxes For Period					
707	Franchise Related Costs For Period					
708	Commission Regulatory Fees For Period					
709	Total External Costs For Period	\$1,418.2792				
710	Monthly, Per-Subscriber External Costs For Period 1	\$0.2013				

Period 2

External Costs Eligible for Markup						
711	Cost of programming For Channels Added Prior to 5/15/94 or After 5/15/94 Using Markup Method For Period	\$70.98				
712	Retransmission Consent Fees For Period					
713	Copyright Fees For Period	\$993.48				
714	External Costs Eligible For 7.5% Markup	\$1,064.46				
715	Marked Up External Costs	\$1,144.2986				
External Costs Not Eligible for Markup						
716	Cable Specific Taxes For Period					
717	Franchise Related Costs For Period					
718	Commission Regulatory Fees For Period					
719	Total External Costs For Period	\$1,144.2986				
720	Monthly, Per-Subscriber External Costs For Period 2	\$0.2512				

Worksheet 7 - External Costs Projected Period

For instructions, see Appendix A of Instructions For FCC Form 1240

True-Up Period	Projected Period
	X
	12

Question 1. For which time period are you filling out this worksheet? [Put an "X" in the appropriate box.]

Question 2. How long is the first period, in months, for which rates are being set with this worksheet?

Question 3. How long is the second period, in months, for which rates are being set with this worksheet?

Line	Line Description	a Basic	b Tier 2	c Tier 3	d Tier 4	e Tier 5
------	------------------	------------	-------------	-------------	-------------	-------------

Period 1

External Costs Eligible for Markup						
701	Cost of programming For Channels Added Prior to 5/15/94 or After 5/15/94 Using Markup Method For Period	\$670.28				
702	Transmission Consent Fees For Period					
703	Right Fees For Period	\$1,490.22				
704	External Costs Eligible For 7.5% Markup	\$2,160.50				
705	Marked Up External Costs	\$2,322.5383				
External Costs Not Eligible for Markup						
706	Cable Specific Taxes For Period					
707	Franchise Related Costs For Period					
708	Commission Regulatory Fees For Period					
709	Total External Costs For Period	\$2,322.5383				
710	Monthly, Per-Subscriber External Costs For Period 1	\$0.3399				

Worksheet 8 - True-Up Rate Charged

For instructions, see Appendix A of Instructions For FCC Form 1240

Question 1. How long is the True-Up Period 1, in months?
 Question 2. How long is the True-Up Period 2, in months?

12
8

Line	Line Description	a Basic	b Tier 2	c Tier 3	d Tier 4	e Tier 5
801	Month 1	\$6.9000				
802	Month 2	\$6.9000				
803	Month 3	\$6.9000				
804	Month 4	\$5.6100				
805	Month 5	\$5.6100				
806	Month 6	\$5.6100				
807	Month 7	\$5.6100				
808	Month 8	\$5.6100				
809	Month 9	\$5.6100				
810	Month 10	\$5.6100				
811	Month 11	\$5.6100				
812	Month 12	\$5.6100				
813	Period 1 Average Rate	\$5.9325				

814	Month 13	\$5.6100				
815	Month 14	\$5.6100				
816	Month 15	\$5.6100				
817	Month 16	\$5.6100				
818	Month 17	\$5.6100				
819	Month 18	\$5.6100				
820	Month 19	\$5.6100				
821	Month 20	\$5.6100				
822	Month 21					
823	Month 22					
824	Month 23					
825	Month 24					
826	Period 2 Average Rate	\$5.6100				

**ADELPHIA CABLE COMMUNICATIONS
FCC FORM 1240
SUMMARY OF SUPPORTING INFORMATION**

The following schedule summarizes the supporting documentation provided with this Form 1240 filing:

<u>Reference</u>	<u>Description</u>
Exhibit I	Current and Proposed Rate Structure.
Exhibit II	Inflation Factor used in Module C.
Exhibit III	Subscribership used in Module B.
Exhibit IV	Channel line-up at the beginning of the Projected Period identified in our response to Question 5 of the FCC Form 1240
Exhibit V	Channel line-up and rate card at the beginning of the True-Up Period identified in our response to Question 6 of the FCC Form 1240
Exhibit VI	Schedule summarizing the calculation of Worksheet 7 programming costs and Copyright Fees for the True-Up Period.
Exhibit VII	Schedule summarizing the calculation of Worksheet 7 programming costs and Copyright Fees for the Projected Period.
Exhibit VIII	Programming costs by quarter for the True-Up Period and Projected Period
Exhibit IX	Form 1235 Cost of Service Filing

**ADELPHIA CABLE COMMUNICATIONS
FCC FORM 1240
RATE STRUCTURE SUMMARY**

CUID
NY1383

Franchise: Town of Wales

Current Rate Structure

Basic

Service Rate, net of franchise fees	\$6.90
-------------------------------------	--------

Rate Structure as of April 1, 2001

Service Rate, net of franchise fees	\$7.20
-------------------------------------	--------

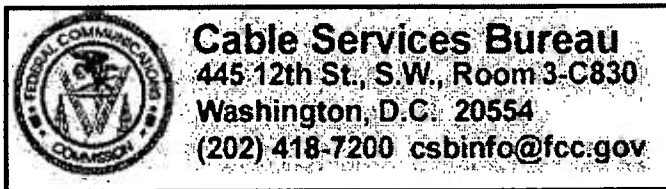
Service Rate Increase	\$0.30
-----------------------	--------

Maximum Allowable Rate Calculation:

Form 1240 Module I9	\$6.1650
---------------------	----------

Form 1235 Add-on	\$2.00
------------------	--------

Combined Maximum Permitted Rate	\$8.1650
---------------------------------	----------



Inflation Updates for Forms 1210 and 1240

The following figures come from the Department of Commerce's Gross National Product Price Index. The instructions for the respective forms contain directions on how to use the figures. Clicking on the file name in the third column allows you to view the Press Release or Order which announced the inflation number.

1210 Inflation Adjustments		
Period	Inflation Adjustment	Press Release
October 1, 1992 - September 30, 1993	3.00%	Not Available
October 1, 1993 - June 30, 1994	2.15%	fcc95043.txt (para. 12)
July 1, 1994 - June 30, 1995	2.96%	da952086.txt
July 1, 1995 - June 30, 1996	2.14%	da961986.txt
July 1, 1996 - June 30, 1997	2.18%	da972180.txt
July 1, 1997 - June 30, 1998	1.01%	da981974.txt
July 1, 1998 - June 30, 1999	1.18%	da992072.txt
July 1, 1999 - June 30, 2000	2.08%	da002261.txt
1240 Inflation Adjustments		
Period	Inflation Adjustment	Press Release
July 1, 1995 - September 30, 1995	2.22%	da960311.txt
October 1, 1995 - December 31, 1995	2.22%	da961217.txt
January 1, 1996 - March 31, 1996	2.39%	da961217.txt
April 1, 1996 - June 30, 1996	2.22%	da961986.txt
July 1, 1996 to September 30, 1996	2.21%	da970130.txt
October 1, 1996 to December 31, 1996	1.83%	da970692.txt
January 1, 1997 to March 31, 1997	2.70%	nrcb7011.txt
April 1, 1997 - June 30, 1997	1.77%	da972180.txt
July 1, 1997 - September 30, 1997	1.43%	da980013.txt
October 1, 1997 - December 31, 1997	1.43%	da980663.txt
January 1, 1998 - March 31, 1998	1.14%	da981292.txt
April 1, 1998 - June 30, 1998	0.82%	da981974.txt
July 1, 1998 - September 30, 1998	1.00%	da982634.txt
October 1, 1998 - December 31, 1998	0.78%	da990640.txt
January 1, 1999 - March 31, 1999	1.60%	da991272.txt
April 1, 1999 - June 30, 1999	1.35%	da992072.txt
July 1, 1999 - September 30, 1999	1.04%	da993032.txt
October 1, 1999 - December 31, 1999	1.96%	da000767.txt
January 1, 2000 - March 31, 2000	3.00%	da001492.txt
April 1, 2000 - June 30, 2000	2.40%	da002261.txt

Note: Prior to February 1995, transition systems were not allowed to take inflation adjustments. The inflation adjustment for transition systems for the period from October 1, 1992 to June 30, 1994 is 5.21%.

**ADELPHIA CABLE COMMUNICATIONS
FCC FORM 1240
SUBSCRIBERSHIP**

Module B: Subscribers

B1 Average Subscribership for True-Up Period 1

The subscriber totals used in Line B1 were calculated as the average number of subscribers per the monthly subscriber billing reports for the first twelve month period of the True-Up Period identified in our response to Question 6 of the FCC Form 1240. The months included in True-Up Period 1 are listed on Worksheet 1 - True-Up Period Inflation of the FCC Form 1240.

B2 Average Subscribership for True-Up Period 2

The subscriber totals used in Line B2 were calculated as the average number of subscribers per the monthly subscriber billing reports for the months included in True-Up Period 2 of the True-Up Period identified in our response to Question 6 of the FCC Form 1240. The months included in True-Up Period 2 are listed on Worksheet 1 - True-Up Period Inflation of the FCC Form 1240.

B3 Estimated Average Subscribership for Projected Period

The subscriber totals used in Line B3 reflect the same totals used in Line B1 or Line B2 if the total true-up period is greater than 12 months. Adelphia has not attempted to increase the number of subscribers for the projected period by utilizing any estimated growth factor.

Western New York

/Buffalo/

West Seneca NY (Rebuild)

Office Addr: 789 Indian Church Road
West Seneca, NY 14224Headend Addr: 120 Brown Street
Lackawanna, NY 14218

Phone #: (716) 558-8100

Channel Capacity: 110

Fax #: (716) 827-8058

mHz: 750

Basic (Broadcast)

Total Basic (Broadcast) Channels: 11

Ch #	Freq	Network	Network Description	Launch Date
2	54	NBC	WGRZ 2 Buffalo	
3	60	PBS	WNED 17 Buffalo	
4	66	CBS	WIVB 4 Buffalo	
6	82	FOX	WUTV 29 Buffalo	
7	174	ABC	WKBW 7 Buffalo	
8	180	WB	WNYO 49 Buffalo	10/23/96
9	186	CTV	CFTO 9 Toronto	
10	192	PBS	WNEQ 23 Buffalo	
10	192		LO Local Origination	
11	198	UPN	WNGS 67 Springville	12/31/96
12	204	TBN	WNYB 26 Jamestown	01/02/97
13	210		DISCHLTH Discovery Health	04/01/00
13	210	CBC	CBLT 5 Toronto	

Cable (Satellite)

Total CableValue (Satellite) Channels: 51

Ch #	Freq	Network	Network Description	Launch Date
14	121	ACN	Adelphia Community Network	
15	126	ESPN	ESPN	
16	132	ESPN2	ESPN2	
17	138	EMPIRE	Empire Sports Network	
18	144	CNBC	CNBC	
18	144		LO Local Origination	
19	150	PAX	WPXJ 19 Batavia	09/30/99
20	156	DIS	The Disney Channel	
23	216	TBS	TBS	
24	222	CNN	Cable News Network	
25	228	TWC	The Weather Channel	
26	234	A&E	A&E	
27	240	TNN	The National Network	
28	246	FAM	FOX Family Channel	
29	252	TDC	The Discovery Channel	
30	258	MTV	Music Television	
31	264	AMC	American Movie Classics	
32	270	VH-1	Video Hits One	
33	276	LIFE	Lifetime Television	
34	282	TNT	Turner Network Television	
35	288	USA	USA Network	
36	294	HSN	Home Shopping Network	
37	300	FX	fX-Fox Basic Cable	06/06/94
38	306	NICK	Nickelodeon	
39	312	TCN	The Cartoon Network	12/31/93
40	318	TCM	Turner Classic Movies	09/30/94
41	324	EWTV	Eternal Word Television Network	
42	330	TV LAND	TV Land	12/31/96
43	336	C-SPAN	Cable Satellite Public Affairs Network-House	
44	342	QVC	Quality, Value, Convenience	
45	348	E!	E! Entertainment Television	
46	354	CNBC	CNBC	
47	360	TLC	The Learning Channel	12/31/93
48	366	THC	The History Channel	10/01/95
49	372	AP	Animal Planet	07/15/99
50	378	BET	Black Entertainment Television	06/23/96
51	384	HN	Headline News	
52	390	TRAVEL	The Travel Channel	
53	396	C-SPAN2	Cable Satellite Public Affairs Network-Senate	
54	402	MSG	Madison Square Garden	
55	408	COM	Comedy Central	08/01/98

Western New York

/Buffalo/

West Seneca NY (Rebuild)

Office Addr: 789 Indian Church Road
West Seneca, NY 14224

Phone #: (716) 558-8100

Fax #: (716) 827-8058

Headend Addr: 120 Brown Street
Lackawanna, NY 14218

Channel Capacity: 110

mHz: 750

CableValue (Satellite)

Total CableValue (Satellite) Channels: 51

Ch #	Freq	Network	Network Description	Launch Date
56	414	TVFN	Television Food Network	03/01/95
57	420	HGTV	Home & Garden Television Network	03/01/95
58	426	CMT	Country Music Television	06/23/96
59	432	SCI-FI	The Science Fiction Channel	10/01/95
60	438	MSNBC	MSNBC	09/30/94
63	456	PEG	Public/Educational/Government Access	04/15/98
67	480	STARNET	Pay Per View Information	
68	486	BULLETIN BOARD	Community Bulletin Board	03/01/95
69	492	DISCHLTH	Discovery Health	04/01/00
70	498	HEALTH	Fox Health Network	
95	91.25	TV GUIDE	TV GUIDE	

Digital Premium Services

Total Digital Premium Services Channels: 18

Ch #	Freq	Network	Network Description	Launch Date
201		HBO	Home Box Office	11/01/97
202		HBOPLUS	HBO Plus	11/01/97
203		HBO SIG	HBO Signature	11/01/97
204		HBO FAM	HBO Family	11/01/97
205		HBO	Home Box Office	11/01/97
206		HBOPLUS	HBO Plus	11/01/97
207		HBO SIG	HBO Signature	11/01/97
208		HBO FAM	HBO Family	11/01/97
211		MAX	Cinemax	11/01/97
212		MOREMAX	More Max	11/01/97
213		ACTMAX	Action MAX	02/15/99
215		THRMAX	Thriller MAX	11/01/97
221		SHOW	Showtime	11/01/97
222		SHOW2	Showtime 2	11/01/97
223		SHO3	Showtime 3-Digital	11/01/97
224		SHOWEXT	Showtime Extreme	08/01/98
231		TMC	The Movie Channel	11/01/97
232		TMC2	The Movie Channel 2-Digital	11/01/97

Digital Service

Total Digital Service Channels: 51

Ch #	Freq	Network	Network Description	Launch Date
71	504	DIGITAL	Digital Service	
72	510	DIGITAL	Digital Service	
73	516	DIGITAL	Digital Service	
74	522	DIGITAL	Digital Service	
75	528	DIGITAL	Digital Service	
76	534	DIGITAL	Digital Service	
77	540	DIGITAL	Digital Service	
78	546	SURFBOARD	Surfboard	
79	552	DIGITAL	Digital Service	
300		PPV INFO	PPV Information	11/01/97
401		MCSHOW1	MC SHOWCASE 1	11/01/97
402		MCSHOW2	MC SHOWCASE 2	11/01/97
403		MCORIGENS	MC Origens	01/21/99
404		MCNEW	MC NEW RELEASES	11/01/97
405		MCAMORIG	MC American Originals	01/21/99
406		MCSOUNDS	MC SOUNDS OF SEASON	11/01/97
407		MCKIDS	MC FOR KIDS ONLY	11/01/97
408		MCWORLD	MC WORLD BEAT	11/01/97
409		MCBODY	MC BODY & SOUL	11/01/97
410		MCCLR&B	MC Classic R & B	11/01/97
411		MCR&BHITS	MC R&B HITS	11/01/97

Western New York

/Buffalo/

West Seneca NY (Rebuild)

Office Addr: 789 Indian Church Road
West Seneca, NY 14224

Phone #: (716) 558-8100

Fax #: (716) 827-8058

Headend Addr: 120 Brown Street
Lackawanna, NY 14218

Channel Capacity: 110

mHz: 750

Digital Service

Total Digital Service Channels: 51

Ch #	Freq	Network	Network Description	Launch Date
412		MCDANCE	MC DANCE	11/01/97
413		MCRAP	MC RAP	11/01/97
414		MCMETAL	MC METAL	11/01/97
415		MCALTERN	MC ALTERNATIVE ROCK	11/01/97
416		MCPROG	MC PROGRESSIVE ALBUM	11/01/97
417		MCCLASSIC	MC CLASSIC ROCK	11/01/97
418		MCROCK	MC ROCK HITS	11/01/97
419		MCSOFT	MC SOFT ROCK	11/01/97
420		MCHITLIST	MC HIT LIST	11/01/97
421		MC80S	MC 80S POWER HITS	11/01/97
422		MC70S	MC 70S SUPER HITS	11/01/97
423		MCSOLIDGOLD	MC SOLID GOLD OLDIES	11/01/97
424		MCTODAY	MC TODAYS COUNTRY	11/01/97
425		MCCOUNTRY	MC CLASSIC COUNTRY	11/01/97
426		MCBIGBAND	MC BIG BAND	11/01/97
427		MCS&S	MC SINGERS & STANDARDS	11/01/97
428		MCEASY	MC EASY LISTENING	11/01/97
429		MCCLASS	MC CLASSICAL MASTERPIECES	11/01/97
430		MCLITECLASS	MC LITE CLASSICAL	11/01/97
431		MCATMOS	MC Atmospheres	11/01/97
432		MCLITEJAZZ	MC LITE JAZZ	11/01/97
433		MCJAZZ	MC JAZZ	11/01/97
434		MCBLUES	MC BLUES	11/01/97
435		MCGOSPEL	MC GOSPEL	11/01/97
436		MCCHRISTIAN	MC CONTEMP CHRISTIAN	11/01/97
437		MCLATINA	MC MUSICA LATINA	11/01/97
438		MCTROPICAL	MC TROPICAL	11/01/97
439		MCMEXICANA	MC MEXICANA	11/01/97
440		MCTEJANO	MC TEJANO	11/01/97
999		TRIB	Tribune Digital Guide	

Total Digital-Basic Channels: 19

Digital-Basic

Ch #	Freq	Network	Network Description	Launch Date
101	5	DISCKIDS	Discovery Kids-Digital Service	
102	15	DISSCI	Discovery Science-Digital Service	
103	115	DISHOME	Discovery Home & Leisure-Digital Svc	
104	115	DISCCIV	Digital-Discovery Civilizations	
105	115	DISCHLTH	Discovery Health	
106	115	DISCWINGS	Digital-Discovery Wings	
107	115	GAME	Game Show Network	
109	115	BBCA	BBC Americas	
110	115	GOOD	Good Life TV (formerly Nostalgia)	
111	115	TWCSCAN	TWC Weatherscan	
121	115	GOLF	The Golf Channel	09/01/99
122	115	SPEED	Speedvision	
123	115	ESPNNW	ESPN News	
124	115	CNNNSI	CNN/Sports Illustrated	
125	115	FOXSPW	Fox Sports World	
126	115	OLC	Outdoor Life Channel	
127	115	OC	Outdoor Channel	
128	115	BLOOM	Bloomberg	
129	115	TECH TV	Tech TV	

Total Digital-Encore Movie Pkg Channels: 14

Digital-Encore Movie Pkg

Ch #	Freq	Network	Network Description	Launch Date
138	115	ENCORE	Encore	

Western New York

/Buffalo/

West Seneca NY (Rebuild)

Office Addr: 789 Indian Church Road
West Seneca, NY 14224

Phone #: (716) 558-8100

Fax #: (716) 827-8058

Headend Addr: 120 Brown Street
Lackawanna, NY 14218

Channel Capacity: 110
mHz: 750

Digital-Encore Movie Pkg

Total Digital-Encore Movie Pkg Channels: 14

Ch #	Freq	Network	Network Description	Launch Date
139	115	ENCORE	Encore	
140	115	ROM	Romance Classics	
141	115	ENCLOVE	Encore Love	
142	115	ENCLOVE	Encore Love	
143	115	ENCWEST	Encore Westerns	
144	115	ENCWEST	Encore Westerns	
145	115	ENCMYST	Encore Mystery	
146	115	ENCMYST	Encore Mystery	
147	115	ENCTRUE	Encore True Stories	
148	115	ENCTRUE	Encore True Stories	
149	115	ENCACT	Encore Action	
150	115	ENCACT	Encore Action	
151	115	ENCWAM	Encore WAM!	

Digital Starz Movie Pkg

Total Digital-Starz Movie Pkg Channels: 4

Ch #	Freq	Network	Network Description	Launch Date
241	115	STARZ	Starz	
243	115	STARZ2	Starz 2	
244	115	STARZFAM	Starz Family	
245	115	STARZCIN	Starz Cinema	

Pay Per View

Total Pay Per View Channels: 1

Ch #	Freq	Network	Network Description	Launch Date
62	450	VC5	Viewers Choice 5 Pay Per View	01/02/97

Premium

Total Premium Channels: 7

Ch #	Freq	Network	Network Description	Launch Date
5	76	HBO	Home Box Office	
21	162	TMC	The Movie Channel	
22	168	SHOW	Showtime	
61	444	MAX	Cinemax	
64	462	HBOPLUS	HBO Plus	09/01/95
65	468	HBOSIG	HBO Signature	09/01/95
66	464	MOREMAX	More Max	09/01/95

Total Channels: 176

International Rates & Packages

Programming Services *	Broadcast Service (required)	Basic Service*
Amherst	\$ 6.00	\$ 35.50
Aurora - Town	\$ 7.09	\$ 35.50
Boston	\$ 6.75	\$ 35.50
Blasdell	\$ 5.77	\$ 35.50
Cheektowaga	\$ 5.75	\$ 35.50
Colden	\$ 7.15	\$ 35.50
Depew	\$ 5.60	\$ 35.50
East Aurora - Village	\$ 6.86	\$ 35.50
Eden	\$ 6.75	\$ 35.50
Grand Island	\$ 5.75	\$ 35.50
Hamburg - Town	\$ 5.58	\$ 35.50
Hamburg - Village	\$ 5.91	\$ 35.50
Holland	\$ 6.96	\$ 35.50
Kenmore	\$ 5.85	\$ 35.50
Lackawanna	\$ 5.50	\$ 35.50
North Tonawanda	\$ 5.76	\$ 35.50
Sloan	\$ 5.54	\$ 35.50
Tonawanda - City	\$ 5.73	\$ 35.50
Tonawanda - Town	\$ 5.85	\$ 35.50
Wales	\$ 6.90	\$ 35.50
West Seneca	\$ 5.65	\$ 35.50
Williamsville	\$ 5.81	\$ 35.50

* Rates may vary due to FCC rate regulation formula in compliance with the telecommunications act and do not include franchise fees.

* Basic Service includes all Broadcast and Satellite channels.

Premium Entertainment Channels *	Monthly
Home Box Office	\$ 11.50
Showtime	\$ 11.50
Cinemax	\$ 11.50
The Movie Channel	\$ 11.50

* Premium Channels may require additional equipment charges.

Recommended Premium Packages *	Monthly
2 Premium Package	\$ 18.50
3 Premium Package	\$ 25.50
4 Premium Package	\$ 30.50

* Premium Channels may require additional equipment charges.

Additional Services	Monthly
TV Guide (weekly guide)	\$ 3.50
Adelphia Home Theater Movies (each) ^	\$ 3.95
Adelphia Home Theater Special Events ^	Varies

^ Addressable or digital converter required. Only available with Basic Service.

Equipment	Monthly
Additional Outlet (each)	\$ 1.05
Addressable Remote Control (each)	\$.25
Addressable Converter (each)	\$ 3.25

Equipment Purchases *

Basic Cable Converter Purchase (new) **	\$ 55.00
Basic Cable Converter Purchase (used) **	\$ 30.00
Remote Control Purchase (basic)	\$ 10.00
Limited Warranty for Basic Cable Converter	\$ 10.00

* Subject to tax.

** Subject to availability.

Installation Charges *

Initial Standard Install	\$ 47.00
Standard Install Underground Burial	\$ 60.00
Non Standard Install	Time & Materials
Change of Service (add/remove traps)	\$ 33.00
Reconnect (standard)	\$ 35.00
Non-Pay Reconnect (valid for first 30 days)	\$ 30.00
Transfer of Service (new address)	\$ 35.00
Relocate Outlet	\$ 35.00
Trip Charge	\$ 31.00
Additional Outlet(s), Digital Service (with initial install)	\$ 23.00
Additional Outlet(s), Digital Service^ (after initial install)	\$ 35.00
A/B Switch (materials only)	\$ 10.00
Unreturned Digital Converter Charge	\$ 500.00
Unreturned Addressable Converter Charge	\$ 150.00
Unreturned Basic Converter Charge	\$ 55.00
Parental Control	Available upon request
Service Call	**Time & Materials

* Subject to tax.

^ First additional set or Digital Service installed - \$35.00.

Each additional set or Digital Service installed during the same trip - \$23.00 each.

**Hourly rate - \$32.00

Transaction Charges

Change of Service (Addressable)*	\$ 2.00
(per transaction - no visit to residence required)	
Late Payment Fee	\$ 5.00

* Subject to tax.

Any customer initiated damages will be charged on a time and materials basis.

Cable Entertainment

International Channel Line-Up

Channel	Network	Station/Service	Key
02	NBC	WGRZ 2 Buffalo	<input type="checkbox"/>
03	PBS	WNED 17 Buffalo	<input type="checkbox"/>
04	CBS	WIVB 4 Buffalo	<input type="checkbox"/>
05	HBO	Home Box Office	●
06	FOX	WUTV 29 Buffalo	<input type="checkbox"/>
07	ABC	WKBW 7 Buffalo	<input type="checkbox"/>
08	WB	WNYO 49 Buffalo	<input type="checkbox"/>
09	CTV	CFTO 9 Toronto	<input type="checkbox"/>
10	PBS/LO	WNEQ 23 Buffalo/Local Orig/Access	<input type="checkbox"/>
11	IND	WNGS 67 Springville	<input type="checkbox"/>
12	IND	WNYB 26 Jamestown	<input type="checkbox"/>
13	CBC/KNOW	CBLT 5 Toronto / Knowledge TV	<input type="checkbox"/>
14	SPN	Showplace Network	○
15	ESPN	24 Hour Sports	○
16	ESPN2	24 Hour Sports	○
17	EMPIRE	Empire Sports Network	○
18	LO	Local Origination/Access	○
19	IND	WPXJ 51 Batavia	○
20	DISNEY	Disney Channel	○
21	TMC	The Movie Channel	●
22	SHOW	Showtime	●
23	IND	TBS 17 Atlanta	○
24	CNN	Cable News Network	○
25	TWC	The Weather Channel	○
26	A&E	A & E	○
27	TNN	The Nashville Network	○
28	FAM	Fox Family Channel	○
29	DSC	The Discovery Channel	○
30	MTV	Music Television	○
31	AMC	American Movie Classics	○
32	VH1	Video Hits One	○
33	LIFE	Lifetime Television	○

34	TNT	Turner Network Television	○
35	USA	USA Network	○
36	HSN	Home Shopping Network	○
37	FX	FX Network	○
38	NICK	Nickelodeon	○
39	TOON	The Cartoon Network	○
40	TCM	Turner Classic Movies	○
41	EWTN	Eternal Word Television Network	○
42	TVL	TV Land	○
43	C-SPAN	House of Representatives	○
44	QVC	Quality, Value, Convenience	○
45	E!TV	Entertainment Television	○
46	CNBC	Consumer / Business News	○
47	TLC	The Learning Channel	○
48	HIST	The History Channel	○
49	AP	Animal Planet	○
50	BET	Black Entertainment Television	○
51	HN	Headline News	○
52	TRAVEL	The Travel Channel	○
53	C-SPAN2	Senate	○
54	MSG	Madison Square Garden	○
55	COM	Comedy Central	○
56	FOOD	Food Network	○
57	HGTV	Home & Garden Television	○
58	CMT	Country Music Television	○
59	SCI-FI	Sci-Fi Channel	○
60	MSNBC	All News Network	○
61	MAX	Cinemax	●
62	AHT2	Adelphia Home Theater 2	●
63	PEG	Public/Gov't./Educ. Access	○
64	HBO P	HBO Plus	●
65	HBO S	HBO Signature	●
66	MMA	More Max	●
67	INFO	Adelphia Home Theater Information	○
68	BOARD	Community Billboard	○
69	KNOW	Knowledge TV	○
70	THN	The Health Network	○
95	TVG	TV Guide Channel	○
99	AHT1	Adelphia Home Theater 1	●

Key

- Broadcast Channel
- Satellite Channel
- Premium Channel
- Adelphia Home Theater Channel



1-800-367-6900

10/99



Your Link For Everything

ADELPHIA CABLE COMMUNICATIONS
FCC FORM 1240
WORKSHEET 7 - EXTERNAL COSTS
TRUE-UP PERIOD

CUID
NY1383

Franchise: Town of Wales

<u>Ref</u>	<u>True-Up Period 1</u>		<u>Basic</u>	<u>Copyright</u>	<u>Ref</u>
	1999 Programming and Copyright Expense:				
		<u>Months</u>			
	Second Quarter	2	\$0.04462	\$0.10204	Exhibit VIII
	Third Quarter	3	\$0.04462	\$0.09033	Exhibit VIII
	Fourth Quarter	3	\$0.04462	\$0.09033	Exhibit VIII
	Programming and Copyright Expense / Sub		\$0.35696	\$0.74606	
	# of subscribers		587	587	Line B1
	Total 1999 Programming and Copyright Expense		<u>\$209.54</u>	<u>\$437.94</u>	
	2000 Programming and Copyright Expense:				
		<u>Months</u>			
	First Quarter	3	\$0.08558	\$0.21806	Exhibit VIII
	Second Quarter	1	\$0.01558	\$0.21806	Exhibit VIII
	Programming and Copyright Expense / Sub		\$0.27232	\$0.87224	
	# of subscribers		587	587	Line B1
	Total 2000 Programming and Copyright Expense		<u>\$159.85</u>	<u>\$512.00</u>	
701	Total Programming Expense		<u>\$369.39</u>		
703	Total Copyright Expense			<u>\$949.94</u>	

ADELPHIA CABLE COMMUNICATIONS
 FCC FORM 1240
 WORKSHEET 7 - EXTERNAL COSTS
 TRUE-UP PERIOD

 CUID
 NY1383

Franchise: Town of Wales

<u>Ref</u>	<u>True-Up Period 2</u>		<u>Basic</u>	<u>Copyright</u>	<u>Ref</u>
	2000 Programming and Copyright Expense:				
		<u>Months</u>			
	Second Quarter	2	\$0.01558	\$0.21806	Exhibit VIII
	Third Quarter	3	\$0.01558	\$0.21806	Exhibit VIII
	Fourth Quarter	3	\$0.01558	\$0.21806	Exhibit VIII
	Programming and Copyright Expense / Sub		\$0.12464	\$1.74448	
	# of subscribers		570	570	Line B2
	Total 2000 Programming and Copyright Expense		<u>\$70.98</u>	<u>\$993.48</u>	
711	Total Programming Expense		<u>\$70.98</u>		
713	Total Copyright Expense			<u>\$993.48</u>	

**FCC FORM 1240
WORKSHEET 7 - EXTERNAL COSTS
PROJECTED PERIOD**

CUID
NY1383

Franchise: Town of Wales

<u>Ref</u>		<u>Basic</u>	<u>Copyright</u>	<u>Ref</u>	
	2001 Programming and Copyright Expense:				
	<u>Months</u>				
	Second Quarter	3	\$0.09558	\$0.21806	Exhibit VIII
	Third Quarter	3	\$0.09558	\$0.21806	Exhibit VIII
	Fourth Quarter	3	\$0.09558	\$0.21806	Exhibit VIII
	Programming and copyright expense / Sub	\$0.86022	\$1.96254		
	# of subscribers	570	570	Line B3	
	Total 2001 programming and copyright expense	\$489.90	\$1,117.67		
	2002 Programming and Copyright Expense:				
	<u>Months</u>				
	First Quarter	3	\$0.10558	\$0.21806	Exhibit VIII
	Programming and copyright expense	\$0.31674	\$0.65418		
	# of subscribers	570	570	Line B3	
	Total 2002 programming and copyright expense	\$180.38	\$372.56		
701	Total Programming Expense	\$670.28			
703	Total Copyright Expense		\$1,490.22		

14

HEADEND NAME: Lackawanna NY
 CHANNEL LINEUP: West Seneca NY (Rebuild)
 CORP NUMBER: 01610
 REG OR NONREG: REG

Service	Conv #	Carr Level	CAP Designation	1999											
				Q1 Conv	Q1 Carr	Q1 Tot Fees	Q2 Conv	Q2 Carr	Q2 Tot Fees	Q3 Conv	Q3 Carr	Q3 Tot Fees	Q4 Conv	Q4 Carr	Q4 Tot Fees
WGRZ	2	B	R	2	B	0.00000	2	B	0.00000	2	B	0.00000	2	B	0.00000
WNED	3	B	R	3	B	0.00000	3	B	0.00000	3	B	0.00000	3	B	0.00000
WIVB	4	B	R	4	B	0.00000	4	B	0.00000	4	B	0.00000	4	B	0.00000
WUTV	6	B	R	6	B	0.00000	6	B	0.00000	6	B	0.00000	6	B	0.00000
WKBW	7	B	R	7	B	0.00000	7	B	0.00000	7	B	0.00000	7	B	0.00000
WNYO	8	B	R	8	B	0.00000	8	B	0.00000	8	B	0.00000	8	B	0.00000
CFTO	9	B	R	9	B	0.00000	9	B	0.00000	9	B	0.00000	9	B	0.00000
LO	10	B	R	10	B	0.00000	10	B	0.00000	10	B	0.00000	10	B	0.00000
WNEQ	10	B	R	10	B	0.00000	10	B	0.00000	10	B	0.00000	10	B	0.00000
WNGS	11	B	R	11	B	0.00000	11	B	0.00000	11	B	0.00000	11	B	0.00000
WNYB	12	B	R	12	B	0.00000	12	B	0.00000	12	B	0.00000	12	B	0.00000
CBLT	13	B	R	13	B	0.00000	13	B	0.00000	13	B	0.00000	13	B	0.00000
KNOWLEDGE TV	13	B	R	13	B	0.02970	13	B	0.02970	13	B	0.02970	13	B	0.02970
BMI/ASCAP	998	B	R	998	B	0.01492	998	B	0.01492	998	B	0.01492	998	B	0.01492
LEVEL OF SERVICE: BROADCAST CAP ADD CLASSIFICATION: REGULAR				11		0.04462	11		0.04462	11		0.04462	11		0.04462
COPYRIGHT	999	C	R	999	C	0.10204	999	C	0.10204	999	C	0.09033	999	C	0.09033
LEVEL OF SERVICE: COPYRIGHT CAP ADD CLASSIFICATION: REGULAR				1		0.10204	1		0.10204	1		0.09033	1		0.09033
CAP CLASSIFICATION: REGULAR				11		0.14666	11		0.14666	11		0.13495	11		0.13495
Lackawanna NY / West Seneca NY (Rebuild)				11		0.14666	11		0.14666	11		0.13495	11		0.13495

HEADEND NAME: Lackawanna NY
 CHANNEL LINEUP: West Seneca NY (Rebuild)
 CORR NUMBER: 01610
 REG OR NONREG: REG

Service	Conv #	Carr Level	CAP Designation	2000											
				Q1 Conv	Q1 Carr	Q1 Fees	Q2 Conv	Q2 Carr	Q2 Fees	Q3 Conv	Q3 Carr	Q3 Fees	Q4 Conv	Q4 Carr	Q4 Fees
WGRZ	2	B	R	2	B	0.00000	2	B	0.00000	2	B	0.00000	2	B	0.00000
WNED	3	B	R	3	B	0.00000	3	B	0.00000	3	B	0.00000	3	B	0.00000
WIVB	4	B	R	4	B	0.00000	4	B	0.00000	4	B	0.00000	4	B	0.00000
WUTV	6	B	R	6	B	0.00000	6	B	0.00000	6	B	0.00000	6	B	0.00000
WKBW	7	B	R	7	B	0.00000	7	B	0.00000	7	B	0.00000	7	B	0.00000
WNYO	8	B	R	8	B	0.00000	8	B	0.00000	8	B	0.00000	8	B	0.00000
CFTO	9	B	R	9	B	0.00000	9	B	0.00000	9	B	0.00000	9	B	0.00000
WNEQ	10	B	R	10	B	0.00000	10	B	0.00000	10	B	0.00000	10	B	0.00000
LO	10	B	R	10	B	0.00000	10	B	0.00000	10	B	0.00000	10	B	0.00000
WNGS	11	B	R	11	B	0.00000	11	B	0.00000	11	B	0.00000	11	B	0.00000
WNYB	12	B	R	12	B	0.00000	12	B	0.00000	12	B	0.00000	12	B	0.00000
KNOWLEDGE TV	13	B	R	13	B	0.07000									
DISCHLTH	13	B	R				13	B	0.00000	13	B	0.00000	13	B	0.00000
CBLT	13	B	R	13	B	0.00000	13	B	0.00000	13	B	0.00000	13	B	0.00000
BMI/ASCAP	998	B	R	998	B	0.01558	998	B	0.01558	998	B	0.01558	998	B	0.01558
LEVEL OF SERVICE: Broadcast			CAP ADD CLASSIFICATION: Regular	11		0.08558	11		0.01558	11		0.01558	11		0.01558
COPYRIGHT	999	C	R	999	C	0.21806	999	C	0.21806	999	C	0.21806	999	C	0.21806
LEVEL OF SERVICE: Copyright			CAP ADD CLASSIFICATION: Regular	1		0.21806	1		0.21806	1		0.21806	1		0.21806
CAP ADD CLASSIFICATION: REGULAR				11		0.30364	11		0.23364	11		0.23364	11		0.23364
Lackawanna NY / West Seneca NY (Rebuild)				11		0.30364	11		0.23364	11		0.23364	11		0.23364

HEADEND NAME: Lackawanna NY
 CHANNEL LINEUP: West Seneca NY (Rebuild)
 CORP NUMBER: 01610
 REG OR NONREG: REG

Service	Conv #	Carr Level	CAP Designation	2001											
				Q1 Conv	Q1 Carr	Q1 Fees	Q2 Conv	Q2 Carr	Q2 Fees	Q3 Conv	Q3 Carr	Q3 Fees	Q4 Conv	Q4 Carr	Q4 Fees
WGRZ	2	B	R	2	B	0.00000	2	B	0.00000	2	B	0.00000	2	B	0.00000
WNED	3	B	R	3	B	0.00000	3	B	0.00000	3	B	0.00000	3	B	0.00000
WIVB	4	B	R	4	B	0.00000	4	B	0.00000	4	B	0.00000	4	B	0.00000
WUTV	6	B	R	6	B	0.00000	6	B	0.00000	6	B	0.00000	6	B	0.00000
WKBW	7	B	R	7	B	0.00000	7	B	0.00000	7	B	0.00000	7	B	0.00000
WNYO	8	B	R	8	B	0.00000	8	B	0.00000	8	B	0.00000	8	B	0.00000
CFTO	9	B	R	9	B	0.00000	9	B	0.00000	9	B	0.00000	9	B	0.00000
WNEQ	10	B	R	10	B	0.00000	10	B	0.00000	10	B	0.00000	10	B	0.00000
LO	10	B	R	10	B	0.00000	10	B	0.00000	10	B	0.00000	10	B	0.00000
WNGS	11	B	R	11	B	0.00000	11	B	0.00000	11	B	0.00000	11	B	0.00000
WNYB	12	B	R	12	B	0.00000	12	B	0.00000	12	B	0.00000	12	B	0.00000
KNOWLEDGE TV	13	B	R	13	B	0.08000	13	B	0.08000	13	B	0.08000	13	B	0.08000
DISCHLTH	13	B	R	13	B	0.00000	13	B	0.00000	13	B	0.00000	13	B	0.00000
CBLT	13	B	R	13	B	0.00000	13	B	0.00000	13	B	0.00000	13	B	0.00000
BMI/ASCAP	998	B	R	998	B	0.01558	998	B	0.01558	998	B	0.01558	998	B	0.01558
LEVEL OF SERVICE: Broadcast CAP ADD CLASSIFICATION: Regular				11		0.09558	11		0.09558	11		0.09558	11		0.09558
COPYRIGHT	999	C	R	999	C	0.21806	999	C	0.21806	999	C	0.21806	999	C	0.21806
LEVEL OF SERVICE: Copyright CAP ADD CLASSIFICATION: Regular				1		0.21806	1		0.21806	1		0.21806	1		0.21806
CAP ADD CLASSIFICATION: REGULAR				11		0.31364	11		0.31364	11		0.31364	11		0.31364
Lackawanna NY / West Seneca NY (Rebuild)				11		0.31364	11		0.31364	11		0.31364	11		0.31364

11/28/00

44

HEADEND NAME: Lackawanna NY
 CHANNEL LINEUP: West Seneca NY (Rebuild)
 CORP NUMBER: 01610
 REG OR NONREG: REG

Service	Conv #	Carr Level	CAP Designation	2002											
				Q1 Conv	Q1 Carr	Q1 Fees	Q2 Conv	Q2 Carr	Q2 Fees	Q3 Conv	Q3 Carr	Q3 Fees	Q4 Conv	Q4 Carr	Q4 Fees
WGRZ	2	B	R	2	B	0.00000	2	B	0.00000	2	B	0.00000	2	B	0.00000
WNED	3	B	R	3	B	0.00000	3	B	0.00000	3	B	0.00000	3	B	0.00000
WIVB	4	B	R	4	B	0.00000	4	B	0.00000	4	B	0.00000	4	B	0.00000
WUTV	6	B	R	6	B	0.00000	6	B	0.00000	6	B	0.00000	6	B	0.00000
WKBW	7	B	R	7	B	0.00000	7	B	0.00000	7	B	0.00000	7	B	0.00000
WNYO	8	B	R	8	B	0.00000	8	B	0.00000	8	B	0.00000	8	B	0.00000
CFTO	9	B	R	9	B	0.00000	9	B	0.00000	9	B	0.00000	9	B	0.00000
WNEQ	10	B	R	10	B	0.00000	10	B	0.00000	10	B	0.00000	10	B	0.00000
LO	10	B	R	10	B	0.00000	10	B	0.00000	10	B	0.00000	10	B	0.00000
WNGS	11	B	R	11	B	0.00000	11	B	0.00000	11	B	0.00000	11	B	0.00000
WNYB	12	B	R	12	B	0.00000	12	B	0.00000	12	B	0.00000	12	B	0.00000
DISCHLTH	13	B	R	13	B	0.09000	13	B	0.09000	13	B	0.09000	13	B	0.09000
CBLT	13	B	R	13	B	0.00000	13	B	0.00000	13	B	0.00000	13	B	0.00000
BMM/ASCAP	998	B	R	998	B	0.01558	998	B	0.01558	998	B	0.01558	998	B	0.01558
LEVEL OF SERVICE: Broadcast			CAP ADD CLASSIFICATION: Regular	11		0.10558	11		0.10558	11		0.10558	11		0.10558
COPYRIGHT	999	C	R	999	C	0.21806	999	C	0.21806	999	C	0.21806	999	C	0.21806
LEVEL OF SERVICE: Copyright			CAP ADD CLASSIFICATION: Regular	1		0.21806	1		0.21806	1		0.21806	1		0.21806
CAP ADD CLASSIFICATION: REGULAR				11		0.32364	11		0.32364	11		0.32364	11		0.32364
Lackawanna NY / West Seneca NY (Rebuild)				11		0.32364	11		0.32364	11		0.32364	11		0.32364

Federal Communications Commission
 Washington D.C. 20554

Approved by OMB 3060-0688

**Abbreviated Cost of Service Filing
 For Cable Network Upgrades**

Community Unit or System Operating Name Aurora		Community Unit ID - CUID(s) See Attachment I	Date of Filing 12/21/00
Name of Cable Operator Parnassos, L.P. d/b/a Adelphia Cable Communications			
Mailing Address One North Main Street			
City Coudersport	State PA	Zip Code 16915	
Ownership of Franchise or System (Place an "X" to the left of the appropriate answer.): <input checked="" type="checkbox"/> C-Corp <input type="checkbox"/> Subchapter S <input type="checkbox"/> Partnership <input type="checkbox"/> Sole Proprietor <input type="checkbox"/> Other			
Person to contact regarding this form: A. Schmid - Director of Regulation			
Phone (814) 274-9830		Fax Number (814) 274-7782	
Local Franchising Authority New York Public Service Commission			
Mailing Address 3 Empire State Plaza			
City Albany	State NY	Zip Code 12223-1350	

**PUBLIC SERVICE COMMISSION
 RECEIVED**

JAN 16 2001

**FILES
 ALBANY, N.Y.**

This form is being filed for: (CHECK ONE)

Pre-Approval or Final Approval

Note: If Final Approval filing, attach all Pre-Approval filings, if any, relating to the upgrade.

Scope of filing: (CHECK ONE)

Franchise level or System level

Note: Cable System is defined in Section 602(7) of the Communications Act.

**Abbreviated Cost of Service Filing
For Cable Network Upgrades**

Part I. Qualification for Upgrade Rate Adjustment**A. Significance of Upgrade Qualification**

1. Does the upgrade meet the minimum technical specifications described in the Instructions for Part I.

Qualification for Upgrade Rate Adjustment, Line 1?

 X Yes No

2. If "No" was answered in question 1, attach a brief description of how subscribers to Basic and Cable Programming Service Tiers will benefit from the capital improvements.
3. Complete the following items to determine the cost of the capital improvement as a percentage of rate base (Investment in cable property, plant and equipment for the area over which the improvement will be used):

A. The net upgrade rate base	<u>\$3,463,972</u>
B. Total rate base after upgrade	<u>\$101,282,686</u>
C. Percentage of upgrade to total rate base	<u>3.42%</u>

B. Used & Useful Qualification

If this form has been completed for a pre-approval, please skip to line 3.

1. Has the upgrade been completed? X Yes No
2. If question 1 was answered "yes", enter the date the upgrade was completed and began providing service to subscribers of regulated services: 04/01/01
3. If the Phased-In Approach is elected, attach a description of the subsections involved and the projected dates on which the upgrade will be completed and providing service to subscribers of regulated services within those subsections.

**Abbreviated Cost of Service Filing
For Cable Network Upgrades**

	(a)	(b)		(c)	
		BST	CPSTs	BST	CPSTs
1. Net Upgrade Rate (Worksheet A, Line 4e)		\$629,813	\$1,606,023		
2. Return on Investment					
a. Rate of Return Percentage	11.25%				
b. Computed Return on Upgrade Rate Base (Line 1 x Line 2a)				\$70,854	\$180,678
3. Allowance for Income Taxes					
a. Federal Income Tax Rate	35.00%				
b. State Income Tax Rate	9.00%				
c. Computed Return on Upgrade Rate Base (Line 2b)		\$70,854	\$180,678		
d. Interest Expense Related to Upgrade (Worksheet A, Line 9e)		\$50,385	\$128,482		
e. Distributions (Non-C Corp Filers Only)		\$0	\$0		
f. Contributions (Non-C Corp Filers Only)		\$0	\$0		
g. Return Amount Subject to Income Tax		\$20,469	\$52,196		
h. Income Tax Allowance				\$16,083	\$41,011
4. Projected Net Impact of Upgrade on Operating Expenses (Worksheet A, Line 8e)				\$52,484	\$133,835
5. Net Revenue and Income Adjustments Related to Upgrade (Worksheet A, Line 12e)				\$0	\$0
6. Total upgrade Revenue Requirement (Line 2+3+4+5)				\$139,421	\$355,523

Part III. Allocation of Upgrade Revenue Requirement to Basic and Cable Programming Service Tiers

	(a)	(b)		(c)
	BST	CPST-1	CPST-2	TOTAL
1. Upgrade Revenue Requirements (Part II, Line 6)	\$139,421	\$355,523	\$0	\$494,944
2. Number of Subscribers	5,815	5,142	0	10,957
3. Annual Revenue Requirement Per Subscriber (Line 1 / Line 2)	\$23.98	\$69.14	\$0.00	\$93.12
4. Monthly Network Upgrade Add-on (Line 3 / 12)	\$2.00	\$5.76	\$0.00	\$7.76

Selected method of subscriber recovery: (Check One) CPSTs & BST or CPSTs Only

Please describe for allocation of CPST Revenue Requirement to CPS Tiers:

CERTIFICATION STATEMENT

WILLFUL FALSE STATEMENTS MADE ON THIS FORM ARE PUNISHABLE BY FINE AND/OR IMPRISONMENT (US CODE TITLE 18 SECTION 1001). AND/OR FORFEITURE (US CODE TITLE 47, SECTION 503).

I certify that the statements made in this form are true and correct to the best of my knowledge and belief, and are made in good faith

Name and Title of Person Completing this Form	Signature
Craig A. Schmid - Director of Regulation	
Date	Telephone Number
12/21/00	(814) 274-9830

Abbreviated Cost of Service Filing for Cable Network Upgrades

Name of Operator: Parnassos, L.P. d/b/a Adelphia Cable Communications		Worksheet A Cost Assignments and Allocations (Part 1)			
CUID (s): See Attachment I					
Date of Filing: 12/21/00					
Line Number and Description	Balance (a)	Directly Assigned Cost Elements (b)			
		BST	CPST - 1	CPST - 2	Other
1. Plant and Equipment	\$3,463,972				
2. Allowance for Funds Used During Construction	\$0				
3. Other Adjustments	\$0				
4. NET UPGRADE RATE BASE (Sum Lines 1-3)	\$3,463,972	\$0	\$0	\$0	\$0
Projected					
5. Change in Plant Related Operating Expenses	\$0				
6. Change in Plant Related Support Expenses	\$0				
7. Upgrade Related Depreciation Expense	\$288,664				
8. PROJECTED NET IMPACT OF UPGRADE ON OPERATING EXPENSES (Sum Lines 5-7)	\$288,664	\$0	\$0	\$0	\$0
9. INTEREST EXPENSE RELATED TO UPGRADE	\$277,118				
PROJECTED:					
10. Other Cable Revenue	\$0				
11. Other Adjustments	\$0				
12. NET REVENUE AND INCOME ADJUSTMENTS RELATED TO UPGRADE (Sum Lines 10-11)	\$0	\$0	\$0	\$0	\$0

- * Non-Cable Programming (NCPS) shall include video programming that is offered on a pay-per-channel basis, pay-per-program basis, or a combination thereof.
- ** Other Cable Activities (OCA) shall include activities such as leased commercial access, interactive services, non-regulated equipment rental services, sale and maintenance of non-regulated equipment, etc.
- *** Non-cable Activities (NCA) shall include the cost of providing all activities of cable operator that are not related to the provision of cable services.

Abbreviated Cost of Service Filing for Cable Network Upgrades

Name of Operator: Parnassos, L.P. d/b/a Adelphia Cable Communications					
CUID (\$): See Attachment I					
Date of Filing: 12/21/00					
Line Number and Description	Allocated Cost Elements				Allocation Key
	BST	CPST - 1	CPST - 2	Other	(d)
1. Plant and Equipment	\$629,813	\$1,606,023		\$1,228,136	1
2. Allowance for Funds Used During Construction	\$0	\$0		\$0	1
3. Other Adjustments					
4. NET UPGRADE RATE BASE (Sum Lines 1-3)	\$629,813	\$1,606,023	\$0	\$1,228,136	
Projected					
5. Change in Plant Related Operating Expenses					
6. Change in Plant Related Support Expenses	\$0	\$0		\$0	1
7. Upgrade Related Depreciation Expense	\$52,484	\$133,835	\$0	\$102,345	1
8. PROJECTED NET IMPACT OF UPGRADE ON OPERATING EXPENSES (Sum Lines 5-7)	\$52,484	\$133,835	\$0	\$102,345	
9. INTEREST EXPENSE RELATED TO UPGRADE	\$50,385	\$128,482		\$98,251	
PROJECTED:					
10. Other Cable Revenue					
11. Other Adjustments					
12. NET REVENUE AND INCOME ADJUSTMENTS RELATED TO UPGRADE (Sum Lines 10-11)	\$0	\$0	\$0	\$0	

Abbreviated Cost of Service Filing for Cable Network Upgrades

Name of Operator:
Parnassos, L.P. d/b/a Adelphia Cable Communications
CUID (s):
See Attachment I
Date of Filing: 12/21/00

Worksheet A Cost Assignments and Allocations (Part 3)

Line Number and Description	Total Cost Elements (e)				
	BST	CPST - 1	CPST - 2	All Other	Total
1. Plant and Equipment	\$629,813	\$1,606,023	\$0	\$1,228,136	\$3,463,972
2. Allowance for Funds Used During Construction	\$0	\$0	\$0	\$0	\$0
3. Other Adjustments	\$0	\$0	\$0	\$0	\$0
4. NET UPGRADE RATE BASE (Sum Lines 1-3)	\$629,813	\$1,606,023	\$0	\$1,228,136	\$3,463,972
Projected					
5. Change in Plant Related Operating Expenses	\$0	\$0	\$0	\$0	\$0
6. Change in Plant Related Support Expenses	\$0	\$0	\$0	\$0	\$0
7. Upgrade Related Depreciation Expense	\$52,484	\$133,835	\$0	\$102,345	\$288,664
8. PROJECTED NET IMPACT OF UPGRADE ON OPERATING EXPENSES (Sum Lines 5-7)	\$52,484	\$133,835	\$0	\$102,345	\$288,664
9. INTEREST EXPENSE RELATED TO UPGRADE	\$50,385	\$128,482	\$0	\$98,251	\$277,118
PROJECTED:					
10. Other Cable Revenue	\$0	\$0	\$0	\$0	\$0
11. Other Adjustments	\$0	\$0	\$0	\$0	\$0
12. NET REVENUE AND INCOME ADJUSTMENTS RELATED TO UPGRADE (Sum Lines 10-11)	\$0	\$0	\$0	\$0	\$0

**Abbreviated Cost of Service Filing for Cable Network upgrades
Worksheet B: Allocation Key**

Name of Operator: Parnassos, L.P. d/b/a Adelphia Cable Communications
 Franchise CUID: See Attachment I
 Organizational Level: System level
 Date of Filing: 12/21/00

Allocation Key (a)	Allocation Methodology Description (b)																																					
1	<table border="1" style="width: 100%; border-collapse: collapse;"> <thead> <tr> <th></th> <th style="text-align: center;">BS</th> <th style="text-align: center;">CPS</th> <th style="text-align: center;">Non-Regulated Services</th> <th style="text-align: center;">Total</th> </tr> </thead> <tbody> <tr> <td>a. Current Number of Channels</td> <td style="text-align: center;">14</td> <td style="text-align: center;">32</td> <td style="text-align: center;">6</td> <td style="text-align: center;">52</td> </tr> <tr> <td>b. Percentage of Existing Services</td> <td style="text-align: center;">26.92%</td> <td style="text-align: center;">61.54%</td> <td style="text-align: center;">11.54%</td> <td style="text-align: center;">100.00%</td> </tr> <tr> <td>c. Channel Additions</td> <td style="text-align: center;">6</td> <td style="text-align: center;">19</td> <td style="text-align: center;">33</td> <td style="text-align: center;">58</td> </tr> <tr> <td>d. Post Rebuild Channels</td> <td style="text-align: center;">20</td> <td style="text-align: center;">51</td> <td style="text-align: center;">39</td> <td style="text-align: center;">110</td> </tr> <tr> <td>e. Percentage of Rebuild Channels</td> <td style="text-align: center;">18.18%</td> <td style="text-align: center;">46.36%</td> <td style="text-align: center;">35.45%</td> <td style="text-align: center;">100.00%</td> </tr> </tbody> </table>					BS	CPS	Non-Regulated Services	Total	a. Current Number of Channels	14	32	6	52	b. Percentage of Existing Services	26.92%	61.54%	11.54%	100.00%	c. Channel Additions	6	19	33	58	d. Post Rebuild Channels	20	51	39	110	e. Percentage of Rebuild Channels	18.18%	46.36%	35.45%	100.00%				
	BS	CPS	Non-Regulated Services	Total																																		
a. Current Number of Channels	14	32	6	52																																		
b. Percentage of Existing Services	26.92%	61.54%	11.54%	100.00%																																		
c. Channel Additions	6	19	33	58																																		
d. Post Rebuild Channels	20	51	39	110																																		
e. Percentage of Rebuild Channels	18.18%	46.36%	35.45%	100.00%																																		
	<table border="1" style="width: 100%; border-collapse: collapse;"> <thead> <tr> <th style="text-align: left;">Project Cost</th> <th style="text-align: center;">Completed</th> <th style="text-align: center;">Budgeted</th> <th colspan="2" style="text-align: center;">total</th> </tr> </thead> <tbody> <tr> <td>Rebuild / upgrade</td> <td style="text-align: center;">\$3,463,972</td> <td style="text-align: center;">\$3,530,523</td> <td colspan="2" style="text-align: center;">\$3,463,972</td> </tr> <tr> <td>Capitalized interest</td> <td style="text-align: center;">\$0</td> <td style="text-align: center;">0</td> <td colspan="2" style="text-align: center;">\$0</td> </tr> <tr> <td></td> <td style="text-align: center;">\$3,463,972</td> <td style="text-align: center;">\$3,530,523</td> <td colspan="2" style="text-align: center;">\$3,463,972</td> </tr> </tbody> </table> <table border="1" style="width: 100%; border-collapse: collapse;"> <thead> <tr> <th rowspan="2" style="text-align: left;">\$ / mile</th> <th colspan="2" style="text-align: center;">Total Miles</th> </tr> <tr> <th style="text-align: center;">Completed</th> <th style="text-align: center;">Budgeted</th> </tr> </thead> <tbody> <tr> <td>aerial</td> <td style="text-align: center;">\$1,313</td> <td style="text-align: center;">481.28</td> </tr> <tr> <td>underground</td> <td style="text-align: center;">\$0</td> <td style="text-align: center;">0.00</td> </tr> <tr> <td>total</td> <td style="text-align: center;">\$1,313</td> <td style="text-align: center;">481.28</td> </tr> </tbody> </table>				Project Cost	Completed	Budgeted	total		Rebuild / upgrade	\$3,463,972	\$3,530,523	\$3,463,972		Capitalized interest	\$0	0	\$0			\$3,463,972	\$3,530,523	\$3,463,972		\$ / mile	Total Miles		Completed	Budgeted	aerial	\$1,313	481.28	underground	\$0	0.00	total	\$1,313	481.28
Project Cost	Completed	Budgeted	total																																			
Rebuild / upgrade	\$3,463,972	\$3,530,523	\$3,463,972																																			
Capitalized interest	\$0	0	\$0																																			
	\$3,463,972	\$3,530,523	\$3,463,972																																			
\$ / mile	Total Miles																																					
	Completed	Budgeted																																				
aerial	\$1,313	481.28																																				
underground	\$0	0.00																																				
total	\$1,313	481.28																																				
	<table border="1" style="width: 100%; border-collapse: collapse;"> <thead> <tr> <th></th> <th style="text-align: center;">BS</th> <th style="text-align: center;">CPS</th> <th style="text-align: center;">Non-Regulated Services</th> <th style="text-align: center;">Total</th> </tr> </thead> <tbody> <tr> <td>Project asset balance (allocated based on the pct. of rebuild channels)</td> <td style="text-align: center;">\$629,813</td> <td style="text-align: center;">\$1,606,023</td> <td style="text-align: center;">\$1,228,136</td> <td style="text-align: center;">\$3,463,972</td> </tr> <tr> <td>Capitalized interest (allocated based on the pct. of rebuild channels)</td> <td style="text-align: center;">\$0</td> <td style="text-align: center;">\$0</td> <td style="text-align: center;">\$0</td> <td style="text-align: center;">\$0</td> </tr> <tr> <td>Annual Interest Expense (allocated based on the pct. of rebuild channels)</td> <td style="text-align: center;">\$50,385</td> <td style="text-align: center;">\$128,482</td> <td style="text-align: center;">\$98,251</td> <td style="text-align: center;">\$277,118</td> </tr> <tr> <td>Annual depreciation expense (allocated based on the pct. of rebuild channels)</td> <td style="text-align: center;">\$52,484</td> <td style="text-align: center;">\$133,835</td> <td style="text-align: center;">\$102,345</td> <td style="text-align: center;">\$288,664</td> </tr> <tr> <td>Estimated increase in personal property taxes (allocated based on the pct. of rebuild channels)</td> <td style="text-align: center;">\$0</td> <td style="text-align: center;">\$0</td> <td style="text-align: center;">\$0</td> <td style="text-align: center;">\$0</td> </tr> </tbody> </table>					BS	CPS	Non-Regulated Services	Total	Project asset balance (allocated based on the pct. of rebuild channels)	\$629,813	\$1,606,023	\$1,228,136	\$3,463,972	Capitalized interest (allocated based on the pct. of rebuild channels)	\$0	\$0	\$0	\$0	Annual Interest Expense (allocated based on the pct. of rebuild channels)	\$50,385	\$128,482	\$98,251	\$277,118	Annual depreciation expense (allocated based on the pct. of rebuild channels)	\$52,484	\$133,835	\$102,345	\$288,664	Estimated increase in personal property taxes (allocated based on the pct. of rebuild channels)	\$0	\$0	\$0	\$0				
	BS	CPS	Non-Regulated Services	Total																																		
Project asset balance (allocated based on the pct. of rebuild channels)	\$629,813	\$1,606,023	\$1,228,136	\$3,463,972																																		
Capitalized interest (allocated based on the pct. of rebuild channels)	\$0	\$0	\$0	\$0																																		
Annual Interest Expense (allocated based on the pct. of rebuild channels)	\$50,385	\$128,482	\$98,251	\$277,118																																		
Annual depreciation expense (allocated based on the pct. of rebuild channels)	\$52,484	\$133,835	\$102,345	\$288,664																																		
Estimated increase in personal property taxes (allocated based on the pct. of rebuild channels)	\$0	\$0	\$0	\$0																																		

Abbreviated Cost of Service Filing for Cable Network Upgrades

Worksheet C: Supplemental Data			
Name of Operator:	Parnassos, L.P. d/b/a Adelphia Cable Communications		Page: 1 of 1
Franchise CUID:	See Attachment I		Date of Filing: 12/21/00
Org Level:	System level		Date of Report: 12/21/00

For each of the following property and equipment categories state the gross depreciable balance resulting from the upgrade along with the average depreciation life which comprise the property and equipment balance reported in Worksheet A.

Description	Cost of Upgrade	Yrs.	Method of Depreciation
1. Headend		12	Straight Line
2. Transmission Facilities and Equipment		12	Straight Line
3. Distribution facilities (Trunk, drops, etc.)	\$3,463,972	12	Straight Line
4. Circuit Equipment (amplifiers, power boosters, etc.)		12	Straight Line
5. Maintenance Facilities (garages, warehouses, etc.)		0	
6. Maintenance Vehicles and Equipment		3	Straight Line
7. Buildings (office)		20	Straight Line
8. Office Furniture and Equipment		10	Straight Line
9. Total Upgrade Rate Base	\$3,463,972		

If you wish to disaggregate any of the above because they are not readily combined or if you wish to add others not shown, report such below:

	Description	Cost of Upgrade	Yrs.	Method of Depreciation
10. (Specify)	Tools and Test Equipment	0	5	Straight Line
11. (Specify)	Capitalized interest	0	12	Straight Line
12. (Specify)				

**Adelphia Communications Corporation
2000 FCC Form 1235
Listing of Franchises Included in Filing**

	<u>CUID</u>	<u>Community</u>
<u>Parnassos, L.P.</u>	NY1223	Village of East Aurora
	NY1224	Town of Aurora
	NY1309	Town of Holland
	NY1341	Town of Colden
	NY1383	Town of Wales

**ADELPHIA CABLE COMMUNICATIONS
FCC FORM 1235
SUMMARY OF SUPPORTING INFORMATION**

The following schedule summarizes the supporting documentation provided with this Form 1235 filing:

<u>Reference</u>	<u>Description</u>
Exhibit I	Summary of Rebuild/Upgrade Costs - Projected and Budgeted
Exhibit II	Summary of Aerial and Underground Costs
Exhibit III	Rate Base Summary by General Ledger Account
Exhibit IV	Channel line-up after the Rebuild/Upgrade
Exhibit V	Itemized Cost Breakdown of Rebuild/Upgrade Costs

Summary of Rebuild Actual and Budgeted Costs

	<u>COST MODEL/ COMPLETED</u>	<u>BUDGET</u>	<u>DIFFERENCE</u>
AURORA	3,463,972	3,530,523	66,551
INTERNATIONAL	31,577,234	29,876,046	(1,701,188)
GRAND ISLAND	2,478,685	2,523,766	45,081
	<u>37,519,891</u>	<u>35,930,335</u>	<u>(1,589,556)</u>

Summary of Aerial and Underground Costs

	Miles		Total
	Aerial	Underground	
AURORA	481.28	0.00	481.28
INTERNATIONAL	1,918.22	302.71	2,220.93
GRAND ISLAND	239.43	0.00	239.43
	<u>2,638.93</u>	<u>302.71</u>	<u>2,941.64</u>

	Dollars		Total
	Aerial	Underground	
AURORA	3,463,972	0	3,463,972
INTERNATIONAL	30,307,575	1,269,659	31,577,234
GRAND ISLAND	2,478,685	0	2,478,685
	<u>36,250,232</u>	<u>1,269,659</u>	<u>37,519,891</u>

	<u>Total</u>
	<u>Rate Base</u>
<u>DESC</u>	<u>SEP00</u>
14205000 AT ACQUISITION PLANT	0
14207000 CABLE-REAPPRAISAL PLANT	0
14215000 PLANT & DIST PLANT	15,306,961
14216001 DISTRIBUTION PLANT TELEPH	0
14216011 CO EQUIPMENT TELEPH	0
14227001 CABLE EQUIPMENT PLANT	86,873,252
14227002 CABLE & CONNECTORS PLANT	3,394,301
14227003 CABLECASTING EQUIPMLANT	30,826
14227004 CONSTRUCTION PLANT	609,517
14227005 CONSTRUCTION MDU PLANT	0
14227006 CONSTRUCT PED REPL PLANT	0
14227007 CONSTRUCT FILT SYS PLANT	0
14227008 CONSTRUCTION DESIGNPLANT	8,171
14227009 CONSTRUCT REBUILD PLANT	0
14227010 CONSTRUCT NEWBUILD PLANT	0
14227011 CONSTR NB (AERIAL) PLANT	0
14227012 CONSTR NB (UNDER) PLANT	0
14227013 HBO EQUIPMENT PLANT	0
14227014 MAKE READY PLANT	181,068
14227015 PLANT ACTIVE & PASSPLANT	1,955,149
14227016 STRAND & HARDWARE PLANT	553,072
14227017 UNDERGROUND MAT PLANT	3,549
14227018 CONSTR MNT LABOR PLANT	0
14227019 TURNKEY-AERIAL PLANT	0
14227020 TURNKEY-UNDERGROUNDPLANT	0
14228000 CAP OPERATING LABORTELEPH	0
14229000 CONTRACT LABOR TELEPH	0
14230000 INSTALLS MATERIAL PLANT	14,834,643
14235000 INSTALL CONTR LABORPLANT	19,181,247
14250000 HEADEND EQUIPMENT PLANT	3,937,163
14290000 CONSTR EQUIP PLANT	0
14298000 CL MIRROR PLANT	0
14298001 CL MIRROR 1 PLANT	0
14299000 CL MIRROR CONTRA PLANT	0
14299001 CL MIRROR CONTRA 1 PLANT	0
14305000 INVENTORY INVENT	2,582,054
14305001 TRACK DAM/OLD EQUIPINVENT	0
14306000 INVENTORY CLEARING	0
14307000 INVENTORY-IN TRANS INVENT	488
14308000 INVENTORY-VARIANCE INVENT	7,938
14309000 INVENTORY-IN TRANS INVENTORIES	0
14310000 INVENTORY-OVERHEAD INVENT	0
14311000 INVENTORY-SHRINKAGEINVENT	(46,405)
14311001 INVENTORY-SHK PAGERINVENT	0
14355000 CIP CIP	31,132,962
14355001 CIP1	0
14355003 CIP2	0
14355004 CIP3	0
14355010 CIP4	0
14365000 C I P SUSPENSE C I P	0
14551000 ADDITIONAL PROJECT COSTS	0
15227000 P&D AT ACQUISITION ACCUM	0
15227001 CABLE-REAPPRAISAL ACCUM	0
15227002 PLANT & DIST ACCUM	(15,048,575)
15227003 DISTRIBUTION PLANT ACC DEPR TEL	0
15227004 CO EQUIPMENT ACCUM	0
15227001 CABLE EQUIPMENT ACCUM	(59,669,799)
15227002 CABLE & CONNECTORS ACCUM	(2,882,418)
15227003 CABLECASTING EQUIPMACCUM	(33,122)
15227004 CONSTRUCTION ACCUM	(626,861)
15227005 CONSTRUCTION MDU ACCUM	0
15227006 CONSTRUCT PED REPL ACCUM	0
15227007 CONSTRUCT FILT SYS ACCUM	0
15227008 CONSTRUCTION DESIGNACCUM	(6,241)
15227009 CONSTRUCT REBUILD ACCUM	0
15227010 CONSTRUCT NEWBUILD ACCUM	0
15227011 CONSTR NB (AERIAL) ACCUM	0
15227012 CONSTR NB (UNDER) ACCUM	0
15227013 HBO EQUIPMENT ACCUM	0
15227014 MAKE READY ACCUM	(181,826)
15227015 PLANT ACTIVE & PASSACCUM	(1,665,497)
15227016 STRAND & HARDWARE ACCUM	(484,625)
15227017 UNDERGROUND MAT ACCUM	(3,591)
15227018 CONSTR MNT LABOR ACCUM	0
15227019 TURNKEY-AERIAL ACCUM	0
15227020 TURNKEY-UNDERGROUNDACCUM	0
15228000 CAP OPERATING LABORACCUM	0
15229000 CONTRACT LABOR ACCUM	0
15250000 HEADEND EQUIPMENT ACCUM	(2,124,688)
15290000 CONSTR EQUIP ACCUM	0
	<u>97,818,714</u>
Total Upgrade Expended	3,463,972
	<u>101,282,686</u>

Western New York

/Buffalo/

West Seneca NY (Rebuild)

Office Addr: 789 Indian Church Road
West Seneca, NY 14224
Phone #: (716) 558-8100
Fax #: (716) 827-8058

Headend Addr: 120 Brown Street
Lackawanna, NY 14218
Channel Capacity: 110
mHz: 750

Total Basic (Broadcast) Channels: 20

Basic (Broadcast)

Ch #	Freq	Network	Network Description	Launch Date
2	54	NBC WGRZ 2 Buffalo		
3	60	PBS WNED 17 Buffalo		
4	66	CBS WIVB 4 Buffalo		
6	78	FOX WUTV 29 Buffalo		
7	84	ABC WKBW 7 Buffalo		
8	90	WB WNYO 49 Buffalo		
9	96	TV GUIDE	TV GUIDE	
10	102	ACN	Adelphia Community Network	
11	108	UPN WNGS 67 Springville		
12	114	TBN WNYB 26 Jamestown		
13	120	LO	Local Origination	
14	126	IND CHCH 11 Hamilton, Ontario		
15	132	CTV CFTO 9 Toronto		
16	138	PBS WNEQ 23 Buffalo		
17	144	CBC CBLT 5 Toronto		
18	150	PAX WPXJ 19 Batavia		
19	156	LA	Leased Access	
20		PUBLIC ACCESS		
21		ED ACCESS		
22		GOVT ACCESS		

Total Premium Channels: 1

Premium

Ch #	Freq	Network	Network Description	Launch Date
5	72	HBO	Home Box Office	

Total Channels: 21

CableValue (Satellite)

Total CableValue (Satellite) Channels: 51

Ch #	Freq	Network	Network Description	Launch Date
14	121	ACN	Adelphia Community Network	
15	126	ESPN	ESPN	
16	132	ESPN2	ESPN2	
17	138	EMPIRE	Empire Sports Network	
18	144	CNBC	CNBC	
18	144	LO	Local Origination	
19	150	PAX WPXJ 19 Batavia		09/30/99
20	156	DIS	The Disney Channel	
23	216	TBS	TBS	
24	222	CNN	Cable News Network	
25	228	TWC	The Weather Channel	
26	234	A&E	A&E	
27		TNN	The National Network	
28		FAM	FOX Family Channel	
29		TDC	The Discovery Channel	
30	258	MTV	Music Television	
31	264	AMC	American Movie Classics	
32	270	VH-1	Video Hits One	
33	276	LIFE	Lifetime Television	
34	282	TNT	Turner Network Television	
35	288	USA	USA Network	
36	294	HSN	Home Shopping Network	
37	300	FX	FX-Fox Basic Cable	06/06/94
38	306	NICK	Nickelodeon	
39	312	TCN	The Cartoon Network	12/31/93
40	318	TCM	Turner Classic Movies	09/30/94
41	324	EWTN	Eternal Word Television Network	
42	330	TV LAND	TV Land	12/31/96
43	336	C-SPAN	Cable Satellite Public Affairs Network-House	
44	342	QVC	Quality, Value, Convenience	
45	348	EI	EI Entertainment Television	
46	354	CNBC	CNBC	
47	360	TLC	The Learning Channel	12/31/93
48	366	THC	The History Channel	10/01/95
49	372	AP	Animal Planet	07/15/99
50	378	BET	Black Entertainment Television	06/23/96
51	384	HN	Headline News	
52	390	TRAVEL	The Travel Channel	
53	396	C-SPAN2	Cable Satellite Public Affairs Network-Senate	
54	402	MSG	Madison Square Garden	
55	408	COM	Comedy Central	08/01/98

Western New York

/Buffalo/

West Seneca NY (Rebuild)

Office Addr: 789 Indian Church Road
West Seneca, NY 14224
Phone #: (716) 558-8100
Fax #: (716) 827-8058

Headend Addr: 120 Brown Street
Lackawanna, NY 14218
Channel Capacity: 110
mHz: 750

CableValue (Satellite)

Total CableValue (Satellite) Channels: 51

Ch #	Freq	Network	Network Description	Launch Date
56	414	TVFN	Television Food Network	03/01/95
57	420	HGTV	Home & Garden Television Network	03/01/95
58	426	CMT	Country Music Television	06/23/96
59	432	SCI-FI	The Science Fiction Channel	10/01/95
60	438	MSNBC	MSNBC	09/30/94
63	456	PEG	Public/Educational/Government Access	04/15/98
67	480	STARNET	Pay Per View Information	
68	486	BULLETIN BOARD	Community Bulletin Board	03/01/95
69	492	DISCHLTH	Discovery Health	04/01/00
70	498	HEALTH	Fox Health Network	
95	91.25	TV GUIDE	TV GUIDE	

Digital Premium Services

Total Digital Premium Services Channels: 18

Ch #	Freq	Network	Network Description	Launch Date
201		HBO	Home Box Office	11/01/97
202		HBOPLUS	HBO Plus	11/01/97
203		HBOSIG	HBO Signature	11/01/97
204		HBO FAM	HBO Family	11/01/97
205		HBO	Home Box Office	11/01/97
206		HBOPLUS	HBO Plus	11/01/97
207		HBOSIG	HBO Signature	11/01/97
208		HBO FAM	HBO Family	11/01/97
211		MAX	Cinemax	11/01/97
212		MOREMAX	More Max	11/01/97
213		ACTMAX	Action MAX	02/15/99
215		THRMAX	Thriller MAX	11/01/97
221		SHOW	Showtime	11/01/97
222		SHOW2	Showtime 2	11/01/97
223		SHO3	Showtime 3-Digital	11/01/97
224		SHOWEXT	Showtime Extreme	08/01/98
231		TMC	The Movie Channel	11/01/97
232		TMC2	The Movie Channel 2-Digital	11/01/97

Digital Service

Total Digital Service Channels: 51

Ch #	Freq	Network	Network Description	Launch Date
71	504	DIGITAL	Digital Service	
72	510	DIGITAL	Digital Service	
73	516	DIGITAL	Digital Service	
74	522	DIGITAL	Digital Service	
75	528	DIGITAL	Digital Service	
76	534	DIGITAL	Digital Service	
77	540	DIGITAL	Digital Service	
78	546	SURFBOARD	Surfboard	
79	552	DIGITAL	Digital Service	
300		PPV INFO	PPV Information	11/01/97
401		MCSHOW1	MC SHOWCASE 1	11/01/97
402		MCSHOW2	MC SHOWCASE 2	11/01/97
403		MCORIGENS	MC Origenes	01/21/99
404		MCNEW	MC NEW RELEASES	11/01/97
405		MCAMORIG	MC American Originals	01/21/99
406		MCSOUNDS	MC SOUNDS OF SEASON	11/01/97
407		MCKIDS	MC FOR KIDS ONLY	11/01/97
408		MCWORLD	MC WORLD BEAT	11/01/97
409		MCBODY	MC BODY & SOUL	11/01/97
410		MCCLR&B	MC Classic R & B	11/01/97
411		MCR&BHITS	MC R&B HITS	11/01/97

Western New York

/Buffalo/

West Seneca NY (Rebuild)

Office Addr: 789 Indian Church Road
West Seneca, NY 14224
Phone #: (716) 558-8100
Fax #: (716) 827-8058

Headend Addr: 120 Brown Street
Lackawanna, NY 14218
Channel Capacity: 110
mHz: 750

Digital Service

Total Digital Service Channels: 51

Ch #	Freq	Network	Network Description	Launch Date
412		MCDANCE	MC DANCE	11/01/97
413		MCRAP	MC RAP	11/01/97
414		MCMETAL	MC METAL	11/01/97
415		MCALTERN	MC ALTERNATIVE ROCK	11/01/97
416		MCPROG	MC PROGRESSIVE ALBUM	11/01/97
417		MCCLASSIC	MC CLASSIC ROCK	11/01/97
418		MCROCK	MC ROCK HITS	11/01/97
419		MCSOFT	MC SOFT ROCK	11/01/97
420		MCHITLIST	MC HIT LIST	11/01/97
421		MC80S	MC 80S POWER HITS	11/01/97
422		MC70S	MC 70S SUPER HITS	11/01/97
423		MCSOLIDGOLD	MC SOLID GOLD OLDIES	11/01/97
424		MCTODAY	MC TODAYS COUNTRY	11/01/97
425		MCCOUNTRY	MC CLASSIC COUNTRY	11/01/97
426		MCBIGBAND	MC BIG BAND	11/01/97
427		MCS&S	MC SINGERS & STANDARDS	11/01/97
428		MCEASY	MC EASY LISTENING	11/01/97
429		MCCLASS	MC CLASSICAL MASTERPIECES	11/01/97
430		MCLITECLASS	MC LITE CLASSICAL	11/01/97
431		MCATMOS	MC Atmospheres	11/01/97
432		MCLITEJAZZ	MC LITE JAZZ	11/01/97
433		MCJAZZ	MC JAZZ	11/01/97
434		MCBLUES	MC BLUES	11/01/97
435		MCGOSPEL	MC GOSPEL	11/01/97
436		MCCHRISTIAN	MC CONTEMP CHRISTIAN	11/01/97
437		MCLATINA	MC MUSICA LATINA	11/01/97
438		MCTROPICAL	MC TROPICAL	11/01/97
439		MCMEXICANA	MC MEXICANA	11/01/97
440		MCTEJANO	MC TEJANO	11/01/97
999		TRIB	Tribune Digital Guide	

Total Digital-Basic Channels: 19

Digital-Basic

Ch #	Freq	Network	Network Description	Launch Date
101	115	DISCKIDS	Discovery Kids-Digital Service	
102	115	DISCSCI	Discovery Science-Digital Service	
103	115	DISCHOME	Discovery Home & Leisure-Digital Svc	
104	115	DISCCIV	Digital-Discovery Civilizations	
105	115	DISCHLTH	Discovery Health	
106	115	DISCWINGS	Digital-Discovery Wings	
107	115	GAME	Game Show Network	
109	115	BBCA	BBC Americas	
110	115	GOOD	Good Life TV (formerly Nostalgia)	
111	115	TWCSCAN	TWC Weatherscan	
121	115	GOLF	The Golf Channel	09/01/99
122	115	SPEED	Speedvision	
123	115	ESPNNW	ESPN News	
124	115	CNNSI	CNN/Sports Illustrated	
125	115	FOXSPW	Fox Sports World	
126	115	OLC	Outdoor Life Channel	
127	115	OC	Outdoor Channel	
128	115	BLOOM	Bloomberg	
129	115	ZDTV	Ziff Davis TV	

Total Digital-Encore Movie Pkg Channels: 14

Digital-Encore Movie Pkg

Ch #	Freq	Network	Network Description	Launch Date
138	115	ENCORE	Encore	

Western New York

/Buffalo/

West Seneca NY (Rebuild)

Office Addr: 789 Indian Church Road
West Seneca, NY 14224
Phone #: (716) 558-8100
Fax #: (716) 827-8058

Headend Addr: 120 Brown Street
Lackawanna, NY 14218
Channel Capacity: 110
mHz: 750

Digital-Encore Movie Pkg

Total Digital-Encore Movie Pkg Channels: 14

Ch #	Freq	Network	Network Description	Launch Date
139	115	ENCORE	Encore	
140	115	ROM	Romance Classics	
141	115	ENCLOVE	Encore Love	
142	115	ENCLOVE	Encore Love	
143	115	ENCWEST	Encore Westerns	
144	115	ENCWEST	Encore Westerns	
145	115	ENCMYST	Encore Mystery	
146	115	ENCMYST	Encore Mystery	
147	115	ENCTRUE	Encore True Stories	
148	115	ENCTRUE	Encore True Stories	
149	115	ENCACT	Encore Action	
150	115	ENCACT	Encore Action	
151	115	ENCWAM	Encore WAMI	

Digital-Starz Movie Pkg

Total Digital-Starz Movie Pkg Channels: 4

Ch #	Freq	Network	Network Description	Launch Date
241	115	STARZ	Starz	
243	115	STARZ2	Starz 2	
244	115	STARZFAM	Starz Family	
245	115	STARZCIN	Starz Cinema	

Pay Per View

Total Pay Per View Channels: 1

Ch #	Freq	Network	Network Description	Launch Date
62	450	VC5	Viewers Choice 5 Pay Per View	01/02/97

Premium

Total Premium Channels: 7

Ch #	Freq	Network	Network Description	Launch Date
5	76	HBO	Home Box Office	
21	162	TMC	The Movie Channel	
22	168	SHOW	Showtime	
61	444	MAX	Cinemax	
64	462	HBOPLUS	HBO Plus	09/01/95
65	468	HBO SIG	HBO Signature	09/01/95
66	474	MOREMAX	More Max	09/01/95

Total Channels: 176

(11/01/00)

EXHIBIT IV

STATUS CODE	DATE CLOSED	ITEM NUMBER	PROPERTY UNIT	PROJECT ID	DESCRIPTION	TTL EXPENDED TO DATE
I	00001900		C00	032R6X196	FREIGHT & SALES TAX	
1	A	00001900	C00	032R7X197	FREIGHT & SALES TAX	
1	A	00001900	C00	032R9X199	FREIGHT & SALES TAX	
1	C	02281994 032CABL394	C00	032USE194	GL POSTING	68.88
1	C	04011995 032CABL495	C00	032USE195	GL POSTING	68.88
1	A	00001900	C00	032USE196	GL POSTING	100.63-
1	A	00001900	C00	032USE197	GL POSTING	100.63-
1	A	00001900	CCR	032U0F206	HOLLAND SCHOOLS	
1	A	00001900	C00	032U0F206	HOLLAND SCHOOLS	
1	A	00001900	H00	032U0F206	HOLLAND SCHOOLS	2,629.16
1	A	00001900	L00	032U0F206	HOLLAND SCHOOLS	
1	A	00001900	M00	032U0F206	HOLLAND SCHOOLS	
1	A	00001900	P00	032U0F206	HOLLAND SCHOOLS	
1	C	04011995 032DIST495	C00	032U5X195	FREIGHT & SALES TAX	2,629.16
1	A	00001900	E00	032U50032	E.A. SUPER AM	1,544.96
1	I	00001900	C00	032U6X196	FREIGHT & SALES TAX	1,544.96
1	A	00001900	C00	032U7X197	FREIGHT & SALES TAX	66,179.63
1	C	04011999 032DISTC99D	M00	032U8A200	AURORA MAP/DESIGN	66,179.63
1	C	03181998 032DIST398A	E00	032U809DG	DIGITAL ROLLOUT BANDWIDTH EXPANSION	90,992.80
1	C	03181998 032DIST398A	H00	032U809DG	DIGITAL ROLLOUT BANDWIDTH EXPANSION	90,992.80
1	C	03181998 032DIST398A	P00	032U809DG	DIGITAL ROLLOUT BANDWIDTH EXPANSION	5,754.33
1	C	08151999 032DISTC99E	C00	032U9A200	E. AURORA UPG	51.96
1	C	08151999 032DISTC99E	E00	032U9A200	E. AURORA UPG	7,898.39
1	C	08151999 032DISTC99E	H00	032U9A200	E. AURORA UPG	13,704.68
1	C	08151999 032ISTLC99B	I00	032U9A200	E. AURORA UPG	538,918.88
1	C	08151999 032ISTMC99B	IM0	032U9A200	E. AURORA UPG	878,521.83
1	C	08151999 032DISTC99E	L00	032U9A200	E. AURORA UPG	187,298.62
1	C	08151999 032DISTC99E	M00	032U9A200	E. AURORA UPG	65,880.78
1	C	08151999 032DISTC99E	P00	032U9A200	E. AURORA UPG	42,269.47
1	I	00001900	RPT	032U9A200	E. AURORA UPG	1,331,978.17
1	A	00001900	C00	032U9X199	FREIGHT & SALES TAX	641.25
1	A	00001900	C00	032U9X199	FREIGHT & SALES TAX	243,443.76
1	A	00001900	C00	032U9X199	FREIGHT & SALES TAX	3,288,952.76
*						----- 3,463,972.24

**Abbreviated Cost of Service Filing
 For Cable Network Upgrades**

Community Unit or System Operating Name Aurora System		Community Unit ID - CUID(s) See Attachment I	Date of Filing 04/29/98
Name of Cable Operator Adelphia Cablevision Associates, L.P. d/b/a Adelphia Cable Communications			
Mailing Address Main at Water Street			
City Coudersport	State PA	Zip Code 16915	
Ownership of Franchise or System (Place an "X" to the left of the appropriate answer.): <input checked="" type="checkbox"/> C-Corp <input type="checkbox"/> Subchapter S <input type="checkbox"/> Partnership <input type="checkbox"/> Sole Proprietor <input type="checkbox"/> Other			
Person to contact regarding this form: Craig A. Schmid - Director of Regulation			
Telephone (814) 274-9830	Fax Number (814) 274-7782		
Local Franchising Authority New York Public Service Commission			
Mailing Address 3 Empire State Plaza			
City Albany	State NY	Zip Code 12223-1350	

This form is being filed for: (CHECK ONE)

Pre-Approval or Final Approval

Note: If Final Approval filing, attach all Pre-Approval filings, if any, relating to the upgrade.

Scope of filing: (CHECK ONE)

Franchise level or System level

Note: Cable System is defined in Section 602(7) of the Communications Act.

Abbreviated Cost of Service Filing For Cable Network Upgrades

Part I. Qualification for Upgrade Rate Adjustment

A. Significance of Upgrade Qualification

1. Does the upgrade meet the minimum technical specifications described in the Instructions for Part I. Qualification for Upgrade Rate Adjustment, Line 1?
 Yes No
2. If "No" was answered in question 1, attach a brief description of how subscribers to Basic and Cable Programming Service Tiers will benefit from the capital improvements.
3. Complete the following items to determine the cost of the capital improvement as a percentage of rate base (Investment in cable property, plant and equipment for the area over which the improvement will be used):

A. The net upgrade rate base	<u>\$3,697,511</u>
B. Total rate base after upgrade	<u>\$5,696,861</u>
C. Percentage of upgrade to total rate base	<u>65%</u>

B. Used & Useful Qualification

If this form has been completed for a pre-approval, please skip to line 3.

1. Has the upgrade been completed? Yes No
2. If question 1 was answered "yes", enter the date the upgrade was completed and began providing service to subscribers of regulated services: _____
3. If the Phased-In Approach is elected, attach a description of the subsections involved and the projected dates on which the upgrade will be completed and providing service to subscribers of regulated services within those subsections..

The Aurora rebuild will be completed by March 1, 1999.

**Abbreviated Cost of Service Filing
For Cable Network Upgrades**

	(a)	(b)		(c)	
		BST	CPSTs	BST	CPSTs
1. Net Upgrade Rate (Worksheet A, Line 4e)		\$581,038	\$2,841,079		
2. Return on Investment					
a. Rate of Return Percentage	11.25%				
b. Computed Return on Upgrade Rate Base (Line 1 x Line 2a)				\$65,367	\$297,121
3. Allowance for Income Taxes					
a. Federal Income Tax Rate	35.00%				
b. State Income Tax Rate	9.00%				
c. Computed Return on Upgrade Rate Base (Line 2b)		\$65,367	\$297,121		
d. Interest Expense Related to Upgrade (Worksheet A, Line 9e)		\$48,388	\$210,854		
e. Distributions (Non-C Corp Filers Only)		\$0	\$0		
f. Contributions (Non-C Corp Filers Only)		\$0	\$0		
g. Return Amount Subject to Income Tax		\$18,979	\$86,267		
h. Income Tax Allowance				\$14,912	\$67,782
4. Projected Net Impact of Upgrade on Operating Expenses (Worksheet A, Line 8e)				\$48,416	\$220,073
Net Revenue and Income Adjustments Related to Upgrade (Worksheet A, Line 12e)				\$0	\$0
6. Total upgrade Revenue Requirement (Line 2+3+4+5)				\$128,695	\$584,976

Part III. Allocation of Upgrade Revenue Requirement to Basic and Cable Programming Service Tiers

	(a)	(b)		(c)
	BST	CPST-1	CPST-2	TOTAL
1. Upgrade Revenue Requirements (Part II, Line 6)	\$128,695	\$584,976	\$0	\$713,671
2. Number of Subscribers	5,882	5,546	0	
3. Annual Revenue Requirement Per Subscriber (Line 1 / Line 2)	\$21.88	\$105.48	\$0.00	\$127.36
4. Monthly Network Upgrade Add-on (Line 3 / 12)	\$1.82	\$8.79	\$0.00	\$10.61

5. Selected method of subscriber recovery: (Check One) CPSTs & BST or CPSTs Only

Provide description for allocation of CPST Revenue Requirement to CPS Tiers:

CERTIFICATION STATEMENT

ALL FULSOME FALSE STATEMENTS MADE ON THIS FORM ARE PUNISHABLE BY FINE AND/OR IMPRISONMENT (US CODE TITLE 18 SECTION 1001), AND/OR FORFEITURE (US CODE TITLE 47, SECTION 503).

I certify that the statements made in this form are true and correct to the best of my knowledge and belief, and are made in good faith

Name and Title of Person Completing this Form	Signature
Craig A. Schmid - Director of Regulation	<i>Craig A. Schmid</i>
Date	Telephone Number
04/29/98	(814) 274-9830

Abbreviated Cost of Service Filing for Cable Network Upgrades

Name of Operator:
Adelphia Cablevision Associates, L.P. d/b/a Adelphia Cable Communications
CUID (s):
See Attachment I
Date of Filing: 04/29/98

Worksheet A Cost Assignments and Allocations (Part 1)
(\$ 000's)

Line Number and Description	Balance (a)	Directly Assigned Cost Elements (b)			
		BST	CPST - 1	CPST - 2	Other
1. Plant and Equipment	\$3,697,221				
2. Allowance for Funds Used During Construction	\$290				
3. Other Adjustments	\$0				
4. NET UPGRADE RATE BASE (Sum Lines 1-3)	\$3,697,511	\$0	\$0	\$0	\$0
Projected					
5. Change in Plant Related Operating Expenses	\$0				
6. Change in Plant Related Support Expenses	\$0				
7. Upgrade Related Depreciation Expense	\$308,102				
8. PROJECTED NET IMPACT OF UPGRADE ON OPERATING EXPENSES (Sum Lines 5-7)	\$308,102	\$0	\$0	\$0	\$0
9. INTEREST EXPENSE RELATED TO UPGRADE	\$295,196				
PROJECTED:					
10. Other Cable Revenue	\$0				
11. Other Adjustments	\$0				
12. NET REVENUE AND INCOME ADJUSTMENTS RELATED TO UPGRADE (Sum Lines 10-11)	\$0	\$0	\$0	\$0	\$0

- * Non-Cable Programming (NCPS) shall include video programming that is offered on a pay-per-channel basis, pay-per-program basis, or a combination thereof.
- ** Other Cable Activities (OCA) shall include activities such as leased commercial access, interactive services, non-regulated equipment rental services, sale and maintenance of non-regulated equipment, etc.
- *** Non-cable Activities (NCA) shall include the cost of providing all activities of cable operator that are not related to the provision of cable services.

Abbreviated Cost of Service Filing for Cable Network Upgrades

Name of Operator: Adelphia Cablevision Associates, L.P. d/b/a Adelphia Cable Communications					
CUID (s): See Attachment I					
(\$ 000's)					
Date of Filing: 04/29/98					
	Allocated Cost Elements				Allocation Key
Line Number and Description	BST	CPST - 1	CPST - 2	Other	(d)
1. Plant and Equipment	\$580,992	\$2,640,872		\$475,357	1
2. Allowance for Funds Used During Construction	\$46	\$207		\$37	1
3. Other Adjustments					
4. NET UPGRADE RATE BASE (Sum Lines 1-3)	\$581,038	\$2,641,079	\$0	\$475,394	
Projected					
5. Change in Plant Related Operating Expenses				\$0	1
6. Change in Plant Related Support Expenses	\$0	\$0			
7. Upgrade Related Depreciation Expense	\$48,416	\$220,073	\$0	\$39,613	1
8. PROJECTED NET IMPACT OF UPGRADE ON OPERATING EXPENSES (Sum Lines 5-7)	\$48,416	\$220,073	\$0	\$39,613	
9. INTEREST EXPENSE RELATED TO UPGRADE	\$46,388	\$210,854		\$37,954	
PROJECTED:					
10. Other Cable Revenue					
11. Other Adjustments					
12. NET REVENUE AND INCOME ADJUSTMENTS RELATED TO UPGRADE (Sum Lines 10-11)	\$0	\$0	\$0	\$0	

Abbreviated Cost of Service Filing for Cable Network Upgrades

Name of Operator: Adelphia Cablevision Associates, L.P. d/b/a Adelphia Cable Communications					
CUID (s): See Attachment I					
Date of Filing: 04/29/98					
Worksheet A Cost Assignments and Allocations (Part 3) (\$ 000's)					
Total Cost Elements (e)					
Line Number and Description	BST	CPST - 1	CPST - 2	All Other	Total
1. Plant and Equipment	\$580,992	\$2,640,872	\$0	\$475,357	\$3,697,221
2. Allowance for Funds Used During Construction	\$46	\$207	\$0	\$37	\$290
3. Other Adjustments	\$0	\$0	\$0	\$0	\$0
4. NET UPGRADE RATE BASE (Sum Lines 1-3)	\$581,038	\$2,641,079	\$0	\$475,394	\$3,697,511
Projected					
5. Change in Plant Related Operating Expenses	\$0	\$0	\$0	\$0	\$0
6. Change in Plant Related Support Expenses	\$0	\$0	\$0	\$0	\$0
7. Upgrade Related Depreciation Expense	\$48,416	\$220,073	\$0	\$39,613	\$308,102
8. PROJECTED NET IMPACT OF UPGRADE ON OPERATING EXPENSES (Sum Lines 5-7)	\$48,416	\$220,073	\$0	\$39,613	\$308,102
9. INTEREST EXPENSE RELATED TO UPGRADE	\$46,388	\$210,854	\$0	\$37,954	\$295,196
PROJECTED:					
10. Other Cable Revenue	\$0	\$0	\$0	\$0	\$0
11. Other Adjustments	\$0	\$0	\$0	\$0	\$0
12. NET REVENUE AND INCOME ADJUSTMENTS RELATED TO UPGRADE (Sum Lines 10-11)	\$0	\$0	\$0	\$0	\$0

**Abbreviated Cost of Service Filing for Cable Network upgrades
Worksheet B: Allocation Key**

Name of Operator: Adelphia Cablevision Associates, L.P. d/b/a Adelphia Cable Communications
 Franchise CUID: See Attachment I
 Organizational Level: System level
 Date of Filing: 04/29/98

Allocation Key (a)	Allocation Methodology Description (b)																																		
1	<table border="1" style="width: 100%; border-collapse: collapse;"> <thead> <tr> <th></th> <th style="text-align: center;">BS</th> <th style="text-align: center;">CPS</th> <th style="text-align: center;">Non-Regulated Services</th> <th style="text-align: center;">Total</th> </tr> </thead> <tbody> <tr> <td>a. Current Number of Channels</td> <td style="text-align: center;">14</td> <td style="text-align: center;">32</td> <td style="text-align: center;">6</td> <td style="text-align: center;">52</td> </tr> <tr> <td>b. Percentage of Existing Services</td> <td style="text-align: center;">26.92%</td> <td style="text-align: center;">61.54%</td> <td style="text-align: center;">11.54%</td> <td style="text-align: center;">100.00%</td> </tr> <tr> <td>c. Channel Additions</td> <td style="text-align: center;">-3</td> <td style="text-align: center;">18</td> <td style="text-align: center;">3</td> <td style="text-align: center;">18</td> </tr> <tr> <td>d. Post Rebuild Channels</td> <td style="text-align: center;">11</td> <td style="text-align: center;">50</td> <td style="text-align: center;">9</td> <td style="text-align: center;">70</td> </tr> <tr> <td>e. Percentage of Rebuild Channels</td> <td style="text-align: center;">15.71%</td> <td style="text-align: center;">71.43%</td> <td style="text-align: center;">12.86%</td> <td style="text-align: center;">100.00%</td> </tr> </tbody> </table>						BS	CPS	Non-Regulated Services	Total	a. Current Number of Channels	14	32	6	52	b. Percentage of Existing Services	26.92%	61.54%	11.54%	100.00%	c. Channel Additions	-3	18	3	18	d. Post Rebuild Channels	11	50	9	70	e. Percentage of Rebuild Channels	15.71%	71.43%	12.86%	100.00%
	BS	CPS	Non-Regulated Services	Total																															
a. Current Number of Channels	14	32	6	52																															
b. Percentage of Existing Services	26.92%	61.54%	11.54%	100.00%																															
c. Channel Additions	-3	18	3	18																															
d. Post Rebuild Channels	11	50	9	70																															
e. Percentage of Rebuild Channels	15.71%	71.43%	12.86%	100.00%																															
	<table border="1" style="width: 100%; border-collapse: collapse;"> <thead> <tr> <th></th> <th style="text-align: center;">Completed</th> <th style="text-align: center;">Budgeted</th> <th colspan="2" style="text-align: center;">total</th> </tr> </thead> <tbody> <tr> <td>Project Cost Rebuild / upgrade</td> <td style="text-align: center;">\$48,036</td> <td style="text-align: center;">\$3,648,894</td> <td colspan="2" style="text-align: center;">\$3,696,930</td> </tr> <tr> <td>Capitalized interest</td> <td></td> <td></td> <td colspan="2" style="text-align: center;">\$290</td> </tr> <tr> <td></td> <td style="text-align: center;">\$48,036</td> <td style="text-align: center;">\$3,648,894</td> <td colspan="2" style="text-align: center;">\$3,697,220</td> </tr> </tbody> </table>						Completed	Budgeted	total		Project Cost Rebuild / upgrade	\$48,036	\$3,648,894	\$3,696,930		Capitalized interest			\$290			\$48,036	\$3,648,894	\$3,697,220											
	Completed	Budgeted	total																																
Project Cost Rebuild / upgrade	\$48,036	\$3,648,894	\$3,696,930																																
Capitalized interest			\$290																																
	\$48,036	\$3,648,894	\$3,697,220																																
	<table border="1" style="width: 100%; border-collapse: collapse;"> <thead> <tr> <th></th> <th style="text-align: center;">\$ / mile</th> <th colspan="2" style="text-align: center;">Total Miles</th> </tr> <tr> <th></th> <th></th> <th style="text-align: center;">Completed</th> <th style="text-align: center;">Budgeted</th> </tr> </thead> <tbody> <tr> <td>aerial</td> <td style="text-align: center;">\$15,102</td> <td></td> <td style="text-align: center;">211.50</td> </tr> <tr> <td>underground</td> <td style="text-align: center;">\$22,629</td> <td></td> <td style="text-align: center;">16.47</td> </tr> <tr> <td>total</td> <td></td> <td style="text-align: center;">0</td> <td style="text-align: center;">227.97</td> </tr> </tbody> </table>						\$ / mile	Total Miles				Completed	Budgeted	aerial	\$15,102		211.50	underground	\$22,629		16.47	total		0	227.97										
	\$ / mile	Total Miles																																	
		Completed	Budgeted																																
aerial	\$15,102		211.50																																
underground	\$22,629		16.47																																
total		0	227.97																																
	<table border="1" style="width: 100%; border-collapse: collapse;"> <thead> <tr> <th></th> <th style="text-align: center;">BS</th> <th style="text-align: center;">CPS</th> <th style="text-align: center;">Non-Regulated Services</th> <th style="text-align: center;">Total</th> </tr> </thead> <tbody> <tr> <td>Project asset balance (allocated based on the pct. of rebuild channels)</td> <td style="text-align: center;">\$580,992</td> <td style="text-align: center;">\$2,640,872</td> <td style="text-align: center;">\$475,357</td> <td style="text-align: center;">\$3,697,221</td> </tr> <tr> <td>Capitalized interest (allocated based on the pct. of rebuild channels)</td> <td style="text-align: center;">\$46</td> <td style="text-align: center;">\$207</td> <td style="text-align: center;">\$37</td> <td style="text-align: center;">\$290</td> </tr> <tr> <td>Annual Interest Expense (allocated based on the pct. of rebuild channels)</td> <td style="text-align: center;">\$46,388</td> <td style="text-align: center;">\$210,854</td> <td style="text-align: center;">\$37,954</td> <td style="text-align: center;">\$295,196</td> </tr> <tr> <td>Annual depreciation expense (allocated based on the pct. of rebuild channels)</td> <td style="text-align: center;">\$48,416</td> <td style="text-align: center;">\$220,073</td> <td style="text-align: center;">\$39,613</td> <td style="text-align: center;">\$308,102</td> </tr> <tr> <td>Estimated increase in personal property taxes (allocated based on the pct. of rebuild channels)</td> <td style="text-align: center;">\$0</td> <td style="text-align: center;">\$0</td> <td style="text-align: center;">\$0</td> <td style="text-align: center;">\$0</td> </tr> </tbody> </table>						BS	CPS	Non-Regulated Services	Total	Project asset balance (allocated based on the pct. of rebuild channels)	\$580,992	\$2,640,872	\$475,357	\$3,697,221	Capitalized interest (allocated based on the pct. of rebuild channels)	\$46	\$207	\$37	\$290	Annual Interest Expense (allocated based on the pct. of rebuild channels)	\$46,388	\$210,854	\$37,954	\$295,196	Annual depreciation expense (allocated based on the pct. of rebuild channels)	\$48,416	\$220,073	\$39,613	\$308,102	Estimated increase in personal property taxes (allocated based on the pct. of rebuild channels)	\$0	\$0	\$0	\$0
	BS	CPS	Non-Regulated Services	Total																															
Project asset balance (allocated based on the pct. of rebuild channels)	\$580,992	\$2,640,872	\$475,357	\$3,697,221																															
Capitalized interest (allocated based on the pct. of rebuild channels)	\$46	\$207	\$37	\$290																															
Annual Interest Expense (allocated based on the pct. of rebuild channels)	\$46,388	\$210,854	\$37,954	\$295,196																															
Annual depreciation expense (allocated based on the pct. of rebuild channels)	\$48,416	\$220,073	\$39,613	\$308,102																															
Estimated increase in personal property taxes (allocated based on the pct. of rebuild channels)	\$0	\$0	\$0	\$0																															

Abbreviated Cost of Service Filing for Cable Network Upgrades

Worksheet C: Supplemental Data			
Name of Operator:	Adelphia Cablevision Associates, L.P. d/b/a Adelphia Cable Communica	Page: 1 of 1	
Franchise CUID:	See Attachment I	Date of Filing:	04/29/98
Org Level:	System level	Date of Report:	04/29/98

For each of the following property and equipment categories state the gross depreciable balance resulting from the upgrade along with the average depreciation life which comprise the property and equipment balance reported in Worksheet A.

Description	Cost of Upgrade	Yrs.	Method of Depreciation
1. Headend		12	Straight Line
2. Transmission Facilities and Equipment		12	Straight Line
3. Distribution facilities (Trunk, drops, etc.)	\$3,696,930	12	Straight Line
4. Circuit Equipment (amplifiers, power boosters, etc.)		12	Straight Line
5. Maintenance Facilities (garages, warehouses, etc.)		0	
6. Maintenance Vehicles and Equipment		3	Straight Line
7. Buildings (office)		20	Straight Line
8. Office Furniture and Equipment		10	Straight Line
9. Total Upgrade Rate Base	\$3,696,930		

If you wish to disaggregate any of the above because they are not readily combined or if you wish to add others not shown, report such below:

	Description	Cost of Upgrade	Yrs.	Method of Depreciation
10. (Specify)	Tools and Test Equipment		5	Straight Line
11. (Specify)	Capitalized interest	290	12	Straight Line
12. (Specify)				

ADELPHIA CABLE COMMUNICATIONS
FCC FORM 1235
SUMMARY OF SUPPORTING INFORMATION

The following schedule summarizes the supporting documentation provided with this Form 1235 filing:

Reference	Description
Exhibit I	General ledger trial balance as of December 31, 1997
Exhibit II	Total Project Cost Summary prepared by Adelphia Engineering Department.
Exhibit III	Projected Interest Expense and Capitalized Interest Cost Summary prepared by Adelphia Accounting Department.
Exhibit IV	Completed Cost Summary as of December 31, 1997 prepared by Adelphia Accounting Department.
Exhibit V	Rebuild / upgrade cost per mile detail prepared by Adelphia Engineering Department.

**Adelphia Cable Communications
Aurora System
Additional Information**

NY1223	Village of East Aurora
NY1224	Town of Aurora
NY1309	Town of Holland
NY1341	Town of Colden
NY1383	Town of Wales

CUR YR TO DATE

TRANSFER (MELLON)	CASH	10130000	62
MARINE MIDLAND	CASH	10130005	19,410
SUBSCRIBERS	A/R TR	10205000	84,089
SUBSCRIBERS	A/R TR	10205003	2,953
TRADE ACCRUAL	A/R TR	10207000	3,331
NSF SUSPENSE	A/R TR	10210000	(3,078)
REFUND SUSPENSE	A/R TR	10215000	(496)
ALLOW FOR BAD DEBTS	A/R TR	10225000	(3,289)
ALLOW CONV CHARGES	A/R TR	10225001	1,478
HOME SHOP NETWORK	A/R TR	10510000	3,386
QVC REVENUE	A/R TR	10520000	1,129
NATIONAL PRIOR	A/R AFFIL	11405NAT	
ACI	A/R AF	11405001	136,303
NIAGARA FRONTIER	A/R AF	11405004	(297)
VAN BUREN	A/R AF	11405008	(200)
SOUTH HILLS	A/R AF	11405011	(200)
CHELSEA	A/R AF	11405017	668,297
MASS CABLE	A/R AF	11405023	432,275
WM. PENN	A/R AF	11405028	(4,019)
CLEAR	A/R AF	11405030	(606)
INTERNATIONAL	A/R AF	11405039	(13,228)
	A/R AF	11405042	(200)
	A/R AF	11405050	(2,753,913)
BUCTYRUS	A/R AF	11405054	(348)
FREDRICKTOWN	A/R AF	11405055	263
PT BUFFALO	A/R AF	1140506A	(4,477)
UCA	A/R AF	11405065	(126)
COUDERSPORT TV CABLA	A/R AF	11405074	27,992
RESIDENT PAGETIME	A/R AF	11405088	(9)
GRAND ISLAND	A/R AF	11405102	(239)
PAGE TIME	A/R AF	11405132	(1,048)
HILTON HEAD COMM	A/R AF	11405134	13,865
JONES-ERIE	A/R AF	11405164	1,633
JONES-NIAGARA	A/R AFF	11405165	(146)
TIMOTHEOUS	A/R AFF	11405166	(200)
CORP-MARKETING	A/R AF	11405842	(691)
CORP-FLEET	A/R AF	11405851	(65)
DATA CENTER	A/R AF	11405871	(8,712)
CORP-TECH SUPPORT CTR	A/R	11405889	(467)
I/C INTERCOMPANY	A/R AF	11426000	(11,385)
ALLOCATION CLEARING	A/R AF	11430000	
CNBC	PREPAI	13107002	
DISCOVERY	PREPAI	13107003	1,168
TV GUIDE AR		13107009	504
UNEMPLOYMENT TAXES	PREPAI	13120000	1
RENTAL	PREPAI	13155000	(37,866)
OFFICE SUPPL & EXP	PREPAI	13245000	344
PRINTING	PREPAI	13250000	4
POSTAGE	PREPAI	13255000	1,450
DATA PROCESSING	PREPAI	13265000	2,392
INSURANCE	PREPAI	13275000	1,689
DUES & SUBSCRIPTION	PREPAI	13325000	245
WTBS	PREPAI	13500573	

CUR YR TO DATE

MARKETING/SELLING PREPAI	13710000	515
PERSONAL PROP TAX PREPAI	13855000	7,914
PREPAID EXPENSE PREPA	13990000	2,106
PLANT & DIST PLANT	14215000	398,204
CABLE EQUIPMENT PLANT	14227001	2,346,140
CABLE & CONNECTORS PLANT	14227002	373,079
CABLECASTING EQUIPMLANT	14227003	30,826
CONSTRUCTION PLANT	14227004	586,851
MAKE READY PLANT	14227014	185,244
PLANT ACTIVE & PASSPLANT	14227015	590,226
STRAND & HARDWARE PLANT	14227016	159,497
UNDERGROUND MAT PLANT	14227017	3,549
INSTALLS MATERIAL PLANT	14230000	276,187
INSTALL CONTR LABORPLANT	14235000	79,604
HEADEND EQUIPMENT PLANT	14250000	398,440
TOOLS & TEST EQUIP PLANT	14295000	91,690
INVENTORY-SHRINKAGEINVENT	14311000	6,032
CIP CIP	14355000	271,110
CONVERTORS CONVER	14410000	921,750
ADDRESSABLE CONVER	14415000	166,396
ADDRESSABLE REMOTESREMOTE	14415010	13,232
LOCAL ORIG STUDIO	14505000	9,920
COMPUTER EQUIP COMPUT	14515000	10,009
OFFICE EQUIP OFFICE	14525000	34,565
VEHICLES VEHICL	14535000	197,377
LEASEHOLD IMPR LEASEH	14550000	27,337
PLANT & DIST ACCUM	15215000	(106,850)
CABLE EQUIPMENT ACCUM	15227001	(1,335,588)
CABLE & CONNECTORS ACCUM	15227002	(299,177)
CABLECASTING EQUIPMACCUM	15227003	(24,585)
CONSTRUCTION ACCUM	15227004	(525,703)
MAKE READY ACCUM	15227014	(175,115)
PLANT ACTIVE & PASSACCUM	15227015	(504,433)
STRAND & HARDWARE ACCUM	15227016	(148,979)
UNDERGROUND MAT ACCUM	15227017	(3,302)
INSTALLS MATERIAL ACCUM	15230000	(139,959)
INSTALL CONTR LABORACCUM	15235000	(20,968)
HEADEND EQUIPMENT ACCUM	15250000	(362,750)
TOOLS & TEST EQUIP ACCUM	15295000	(80,456)
CONVERTORS ACCUM	15410000	(1,009,360)
CONVERTORS ADDRESS ACCUM	15415000	(66,123)
ADDRESSABLE REMOTESACCUM	15415010	(4,066)
LOCAL ORIG ACCUM	15505000	(3,752)
COMPUTER EQUIPMENT ACCUM	15515000	(9,294)
VEHICLES ACCUM	15525000	(27,399)
VEHICLES ACCUM	15535000	(148,083)
LEASEHOLD IMPR ACCUM	15550000	(20,362)
DEFERRED CHARGES DEFERR	17215000	(5,724)
DEFERRED CHARGES ACCUM	18215000	4,062
TRADE A/P	20105000	(102,763)
A/P ALLOCATION A/P	20105001	1,064
ACC LIA PROGRAMMINGA/P	20107000	(212)
LEARNING CH A/P	20107505	(393)

CUR YR TO DATE

AMC	A/P	20107506	(1,112)
A & E	A/P	20107507	(667)
BRAVO	A/P	20107510	(215)
FAMILY	A/P	20107511	(801)
CNBC	A/P	20107513	(977)
CNN	A/P	20107515	(1,683)
COMEDY CHANNEL	A/P	20107518	(635)
C-SPAN 1	A/P	20107519	(264)
DISCOVERY	A/P	20107521	(1,059)
ESPN	A/P	20107523	(5,323)
E!	A/P	20107524	(635)
ESPN2	A/P	20107530	(889)
GENESIS	A/P	20107533	
LIFETIME	A/P	20107537	(765)
MTV	A/P	20107539	(1,093)
MSG	A/P	20107540	(4,281)
NASHVILLE	A/P	20107541	(651)
MIND EXTENSION	A/P	20107542	(163)
NICKELODEON	A/P	20107547	(1,488)
EMPIRE SPORTS	A/P	20107555	(3,289)
NEWS 12 NJ ACCRUED PROGR		20107556	
WEATHER CHANNEL	A/P	20107559	(664)
	A/P	20107561	(2,881)
USA	A/P	20107563	(2,055)
VH-1	A/P	20107566	(497)
FX	A/P	20107585	(1,508)
DIGITAL RADIO	A/P	20107600	(176)
HBO	A/P	20107605	(10,473)
CINEMAX	A/P	20107610	(1,136)
SHOWTIME	A/P	20107615	(2,794)
TMC	A/P	20107620	(1,057)
DISNEY	A/P	20107625	(1,609)
LEARNING CH	A/P	20107632	(112)
PREVUE	A/P	20107765	(413)
OTHER PROGRAMMING	A/P	20107899	(5,755)
PAY PER VIEW PROGR	A/P	20108000	(1,704)
OTHER BENEFITS	ACCRUE	22420000	27
OTHER BENEFITS - DENTAL		22420001	(156)
COMPENSATED ABSENCE	ACCRUE	22421000	(3,988)
NET PAYROLL	ACCRUE	22425000	6,802
REFUND LIABILITY	ACCRUE	22430000	14,692
DEFERRED HSN REV	ACCRUE	22521000	(9,211)
COPYRIGHT FEES	ACCRUE	22805000	(5,673)
FRANCHISE FEE #1	ACCRUE	22810000	(55,768)
CABLE COMM FEES	ACCRUE	22815000	
TAX	ACCRUE	22840000	(434)
TAX	ACCRUE	22840001	(55)
USE TAX	ACCRUE	22845000	(249)
STATE INCOME TAX	ACCRUE	22877000	380
NATIONS BANK LEASING		25505100	(75,232)
NATIONS VEHICLE	LEASE	25505101	
CONVERTOR DEPOSITS	SUBSCR	29105000	(19,260)
SUBSCR ADVANCES	SUBSCR	29205000	(6,692)

CUR YR TO DATE

PAYMENT SUSPENSE	SUBSCR	29210000	(28,380)
R/E	R/E	32105000	(384,449)
SATELLITE	STANDA	41105000	(1,274,670)
BROADCAST	STANDA	41110000	(531,249)
CABLE SELECT		41111000	(312)
NON STANDARD	STANDA	41115000	(11,252)
SECOND SETS	ANCILL	41120000	(36,819)
DIGITAL RADIO	ANCILL	41130000	(9,380)
LOCAL PAGING		41160A01	(3,234)
PAGING REGIONAL/STATEWIDE		41160A03	2
VOICE MAIL		41160A25	(526)
PAGER PURCHASE		41160A35	(1,209)
PLANNED MAINTENANCE REV		41160A37	(173)
PAGER COST(CONTRA ACCT)		41160A45	1,369
PAGING ACT'VATION,REACTV'N		41160A60	(464)
PAGING SHIPPING		41160A65	(129)
OTHER REVENUE		41160A70	195
HBO	PREMIU	41205000	(111,136)
CINEMAX	PREMIU	41210000	(47,353)
SHOWTIME	PREMIU	41215000	(36,007)
TMC	PREMIU	41220000	(21,107)
	PREMIU	41225000	(40,307)
	OTHER	41237000	(5,045)
DIGITAL CABLE		41295000	(28)
BOXING	PPV SP	41315001	(3,599)
WRESTLING	PPV SP	41315002	(7,948)
CONCERTS	PPV SP	41315003	(853)
OTHER	PPV SP	41315004	(338)
ADJUSTMENTS	PPV SP	41315500	991
VIEWERS CHOICE I	PPV MO	41320000	(17,418)
REQUEST I	PPV MO	41330000	(20)
TV GUIDE	GUIDES	41410000	(10,977)
THE ENTERTAINER	GUIDES	41420000	(1,226)
INTERDICTION EQPT	ANCILL	41500000	(468)
CONVERTOR RENT	OTHER	41505000	(146,603)
NSF FEES	ASSESM	41513000	(930)
LATE FEES	ASSESM	41515000	(17,370)
REMOTE	ANCILL	41525000	(9,585)
INSTALL SEGA		41905000	(33)
BROADCAST INSTALL	INSTAL	41912000	(4,070)
BROADCAST SENIOR	INSTAL	41915000	(578)
NEW CONNECT STD	INSTAL	41917000	(3,495)
NEW CONNECT CUSTOM	INSTAL	41920000	(65)
PREWIRE	INSTAL	41922000	(210)
CONNECT STD	INSTAL	41925000	(10,694)
CONNECT NON PAY	INSTAL	41927000	(2,310)
TRANSFER ADDRESS	INSTAL	41930000	(5,180)
RELOCATE INHOUSE	INSTAL	41935000	(805)
ADDITIONAL OUTLET	INSTAL	41937000	(5,756)
TRIP CHG / SERVICE	INSTAL	41952000	(482)
NON STD INSTALL	INSTAL	41955000	(1,425)
BOX HIT	ADDRES	41970000	(4)
HSN	SHOPPI	44510000	(7,636)

CUR YR TO DATE

QVC	SHOPPI	44520000	(6,804)
	MARKET	44705004	(1,510)
CASH OVER & SHORT	OTHER	44810000	(9)
CONVERTOR SALES	OTHER	44820000	(650)
EQUIPMENT SALES	OTHER	44822000	(40)
MISCELLANEOUS	OTHER	44840000	(1,500)
CABLE MODEM REVENUE	OTHER	44842000	(283)
BROADBAND INSTALLATION		44860300	(133)
HYBRID SUBSCRIBER		44861000	(197)
OTHER REVENUE		47999002	(1,474)
WAGES-SUPERVISION	TECHNI	51101000	46,252
WAGES-TECH	TECHNI	51103000	284,670
COMMISSIONS	TECHNI	51108000	1,906
WAGES-OVERTIME	TECHNI	51116000	54,866
FICA	TECHNI	51120000	29,643
FUTA	TECHNI	51123000	674
SUTA	TECHNI	51125000	2,840
BONUS	TECHNI	51135000	888
EDUCATION	TECHNI	51137000	2,550
FRINGES ALLOCATED	TECHNI	51147000	68,476
POLE RENTAL	TECHNI	51155000	50,164
VEHICLE REP & MAINT	TECHNI	51190000	9,234
EQUIP REP & MAINT	TECHNI	51205000	(31)
EQUIP REP & MAINT	TECHNI	51210000	(1,368)
SYSTEM POWER	TECHNI	51225000	75,203
TELEPHONE	TECHNI	51235000	1,894
OFFICE SUPPL & EXP	TECHNI	51245000	450
TRAVEL	TECHNI	51285000	652
ENTERTAINMENT	TECHNI	51290000	283
DUES & SUBS	TECHNI	51325000	26
OUTSIDE SERVICES	TECHNI	51335000	2,998
RECRUITING FEES	TECHNI	51337000	209
HYBRID INTER CONNECT		57861100	358
HYBRID WWW CONNECT		57861300	109
WAGES	CAPITA	58115000	(287,207)
FICA	CAPITA	58120000	(19,987)
BENEFITS	CAPITA	58147000	(48,975)
VEHICLE EXPENSE	CAPITA	58190000	(5,941)
OVERHEAD	CAPITA	58505000	(5,930)
LEARNING CH (ACSN)	STANDA	61505000	4,787
AMC	STANDA	61506000	13,481
A & E	STANDA	61507000	8,072
BRAVO	STANDA	61510000	3,101
FAMILY (CBN)	STANDA	61511000	9,712
CNBC	STANDA	61513000	11,817
Y CHANNEL	STANDA	61515000	20,436
C-SPAN I	STANDA	61518000	7,694
DISCOVERY	STANDA	61519000	3,197
ESPN	STANDA	61521000	12,360
ESPN	STANDA	61523000	62,397
E!	STANDA	61524000	7,681
ESPN 2	STANDA	61530000	10,813
STORYVISION	STANDA	61533000	540

CUR YR TO DATE

LIFETIME	STANDA	61537000	9,366
MTV	STANDA	61539000	13,227
MSG	STANDA	61540000	27,579
NASHVILLE	STANDA	61541000	9,360
MIND EXTENSION UNIV	STANDA	61542000	1,969
NICKELODEON	STANDA	61547000	18,004
EMPIRE		61555000	51,445
THE WEATHER CHANNEL	STANDA	61559000	8,047
TNT	STANDA	61561000	34,948
USA	STANDA	61563000	24,871
VH-1	STANDA	61566000	6,012
WOR	STANDA	61567000	30
WTBS	STANDA	61573000	1,275
FX	STANDA	61585000	18,298
DIGITAL CABLE RADIO	PREMIU	61600000	2,383
DCR-COMMERCIAL	PREMIU	61600001	1,139
HBO	PREMIU	61605000	64,599
CINEMAX	PREMIU	61610000	14,885
SHOWTIME	PREMIU	61615000	16,173
TMC	PREMIU	61620000	11,904
DISNEY	PREMIU	61625000	21,174
COMMERCIAL	OTHER P	61632000	2,180
SPECIAL EVENTS	SPORTS	61650001	3,375
BOXING	PPV SP	61715000	(563)
WRESTLING	PPV SP	61715001	2,019
CONCERTS	PPV SP	61715002	3,686
OTHER	PPV SP	61715003	465
VIEWERS CHOICE I	PPV SP	61715004	155
VIEWERS CHOICE II	PPV MO	61717000	9,578
CVS	PPV MO	61720000	4
TV GUIDE	PPV MO	61727000	2
THE ENTERTAINER	GUIDES	61751000	6,945
POSTAGE ENTERTAINER	GUIDES	61753000	758
GUIDES - OTHER	GUIDES	61753001	366
PREVIEW	GUIDES	61755000	266
NONRECURRING PROGRAMMING	STANDA	61765000	5,363
PROGRAMMING AUDIT		61896000	(79)
FAS71 PROGRAMMING DEFERRA		61899000	957
TELEPHONE	OTHER	61990000	11,373
TV ADVERT	OTHER	63235000	2,080
ADVERTISING-GENERAL	PPV	63507000	2,236
LOCAL PAGING	OTHER	63512000	212
PAGING REGIONAL/STATEWIDE		65000A01	1,617
VOICE MAIL		65000A03	(1)
ACTV'ION, REACTV'N		65000A25	368
HEAD ALLOCATION		65000A50	232
COPYRIGHT FEES		65000A65	(117)
FRANCHISE FEES	FRANCH	66805000	12,418
STATE CABLE COMM	FRANCH	66810000	105,849
VOLUME ADJUSTMENTS	FRANCH	66815000	4,406
OUTSIDE SERVICES	MARKET	69999000	(97,499)
DIRECT MAIL PRINT	MARKET	71335000	251
		71515000	123

CUR YR TO DATE

LABEL/SORT	MARKET	71520000	11
BILL INSERTS-INSRT	MARKET	71525000	3,351
BILL INSERTS-PRINT	MARKET	71530000	3,323
SPECIAL PROJECTS	MARKET	71545000	(45)
COLLATERAL MATERIAL	MARKET	71565000	1
POSTAGE	BILLIN	74255000	16,987
DATA PROCESSING	BILLIN	74265000	28,265
MAIN CON BILLING	ALLOCA	74700018	1,391
WAGES-SUPERVISION	GENERA	75101000	65
WAGES-CS SUPPORT	GENERA	75103000	24,401
COMMISSIONS	GENERA	75108000	4
WAGES-OVERTIME	GENERA	75116000	4,724
FICA	GENERA	75120000	2,256
FUTA	GENERA	75123000	56
FUTA & SUTA	GENERA	75123001	(1)
SUTA	GENERA	75125000	182
HMO	GENERA	75130006	4,111
EMPLOY HOSP ALLOC	GENERA	75130130	59,850
LTD ALLOC	GENERA	75130131	972
BONUS	GENERA	75135000	365
401K EXPENSE	GENERA	75136000	5,661
LOCATION	GENERA	75137000	250
ER BENEFITS	GENERA	75140000	2,048
FRINGES ALLOCATED	GENERA	75147000	(68,476)
BLDG REP & MAINT	GENERA	75205000	4,603
EQUIP REP & MAINT	GENERA	75210000	75
MAINTENANCE CONTR	GENERA	75215000	454
UTILITIES	GENERA	75230000	4,431
TELEPHONE	GENERA	75235000	5,222
OFFICE SUPPL & EXP	GENERA	75245000	2,370
PRINTING	GENERA	75250000	783
INS-WORK COMP FIX	GENERA	75275001	12,716
INS-WORK COMP VAR	GENERA	75275002	11,404
INS-AUTO	GENERA	75275003	8,307
INS-PROPERTY	GENERA	75275004	3,981
INS-GENERAL LIABIL	GENERA	75275005	3,561
INS-UMBRELLA	GENERA	75275006	2,214
INS-BONDS	GENERA	75275008	748
BUSINESS INTER. INSURANCE	GENERA	75275011	(2,175)
CONTRIBUT POLITICAL	GENERA	75310001	2,000
DUES & SUBS	GENERA	75325000	4,674
DUES & SUBS NON-DEG	GENERA	75326000	624
BANK SERVICE CHG	GENERA	75330000	3,609
OUTSIDE SERVICE	GENERA	75335000	4,663
RECRUITING FEES	GENERA	75337000	1,372
AL	GENERA	75365000	35
DEBT WRITE-OFFS	GENERA	75385000	(1,329)
BAD DEBT RECOVERY	GENERA	75385001	(10,635)
BAD DEBT PROVISION	GENERA	75387000	20,308
COLLECTION EXPENSE	GENERA	75390000	471
LOCKBOX PROCESSI	GENERA	75395000	5,128
PERSONAL PROP	LOCAL	76855000	6,597
OTHER	LOCAL	76860000	33

CUR YR TO DATE

INSURANCE	CAPITA	78275000	(40,551)
CORPORATE ALLOC	CORPOR	81515000	119,086
CASH	INTERE	82505860	302,017
CASH PERIPHERAL INT	INTERE	82507000	5,811
LATE PYMT INT CHGS	INTERE	82507001	171
EXPENSE-PARENT	INTERE	83615000	163,659
DEPRECIATION	DEPREC	84505000	444,451
AMORTIZATION	AMORTI	84605000	16,404

East Aurora Upgrade

Upgrade to be started and completed FY '98
Project ID# 032U8A200

EXHIBIT II

Aerial Miles	211.50
U.G. Miles	16.47
Total Miles	227.97
Original Bandwidth	400
Rebuild Bandwidth	750
Original Channel Capacity	54
Rebuild Channel Capacity	78 Analogue, 200MHz Digital

Calender Year Expenditures

1997	\$3,581
1998	\$44,454
Total Expenditures to Date	\$48,036

Projected Total Cost	\$3,696,930
Projected Balance	\$3,648,895

US Cable, Springville Rebuild

Upgrade to be started and completed FY '98

Aerial Miles	193.14
U.G. Miles	23.46
Total Miles	216.60
Original Bandwidth	300
Rebuild Bandwidth	750
Original Channel Capacity	36
Rebuild Channel Capacity	78 Analogue, 200MHz Digital

Projected Total Cost	\$4,133,400
----------------------	-------------

E AURORA

CAPITALIZED INTEREST
CYE 12/31/94-97

EXHIBIT III

	Curr year Expenditures	Cumulative Expenditures	Wght Avg Int Rate	Calculated Cap Interest
12/31/94	0	0	8.280%	0
12/31/95	0	0	8.060%	0
12/31/96	0	0	8.090%	0
12/31/97	3,581	3,581	8.090%	290
TOTALS	3,581			290

PROJECTED INTEREST
ESTIMATED 12/31/98 & FORWARD

Expenditures-to-date	3,581		
Projected additional (in progress)	44,454		
Projected additional (pending)	3,600,859		
	3,648,894		
		8.090%	295,196

	System	Expenditures as of 12/97	Balance in:	Plant & Dist
PA	West Newton	0	0	0
	South Hills	23,744	23,744	0
	Bethel Park	0	0	0
	Dunmore	3,142,910	3,142,910	0
	Radnor	50,255	50,255	0
NY	Boston/Eden	33,863	0	33,863
	Aurora	3,581	3,581	0
	US Cable	0	0	0
VT	Burlington	0	0	0
	Montpelier	0	0	0
	Manchester	0	0	0
	Pittsford	0	0	0
	Windsor	0	0	0
	Peterboro, NH	0	0	0
	Grafton	0	0	0
MA	Duxbury	79,310	22,392	56,918
OH	Lorain	543,643	543,643	0

EXHIBIT IV

• Upgrade Cost Per Underground Mile, 750 MHz Modified Passive
 May 29, 1996 \$22,713 per mi. 15

<u>Cable</u>	<u>Unit Cost</u>	<u>Per Mi.</u>	<u>Per Mi. Total</u>
Fiber Optic Cable	\$0.8475	1861	\$1,577.20
Express Cable	\$0.4037	1868	\$754.11
Feeder Cable	\$0.2813	514	\$144.59
Tax (6.5%), Freight (2.0%), & Waste (7.0%)			\$383.76
Total Cable			\$2,859.66

<u>Electronics</u>	<u>Unit Cost</u>	<u>Units Per Mi.</u>	<u>Per Mi. Total</u>
Optical Receiver	\$1,634.00	0.64	\$1,045.76
Optical Transmitter	\$9,417.33	0.087	\$819.31
Optical Reverse Receiver	\$2,400.00	0.089	\$213.60
Optical Reverse Transmitter	\$1,200.00	0.358	\$429.60
Flexnet Amp w/plug-ins	\$686.01	1.73	\$1,186.80
Line Extender w/rev & plug-ins	\$448.50	0.41	\$183.89
Standby Power Supply	\$1,263.00	0.358	\$452.15
Tax (6.5%) & Freight (2.0%)			\$368.14
Total Electronics			\$4,699.25

<u>Passives</u>	<u>Unit Cost</u>	<u>Units Per Mi.</u>	<u>Per Mi. Total</u>
2-Way Tap	\$11.49	15.23	\$174.99
4-Way Tap	\$12.33	9.94	\$122.56
8-Way Tap	\$19.80	3.99	\$79.00
2-way Split	\$27.08	1.67	\$45.22
3-way Split	\$28.38	0.37	\$10.50
Directional Couplers	\$27.08	2.11	\$57.14
In-Line EQ	\$34.45	1.99	\$68.56
Power Inserter	\$39.18	0.358	\$14.03
Amp Clamp	\$35.00	0.358	\$12.53
650-MC2 Pin Connector	\$6.54	12.43	\$81.29
500-MC2 Pin Connector	\$3.30	37.43	\$123.52
Connector, Extension	\$3.71	24.9	\$92.38
Housing to Housing	\$3.28	8.8	\$28.86
Splice Block	\$7.54	0.28	\$2.11
Splice, Straight	\$9.65	2.44	\$23.55
90 Deg. Conn	\$5.44	9.5	\$51.68
90 Deg. Conn 3"	\$6.81	9.5	\$64.70
Housing Terminator	\$2.96	9.41	\$27.85
Port Terminator	\$0.67	51.1	\$34.24
Optical Cable Jumper	\$140.01	0.998	\$139.73
Optical Coupler w Splice Mgmt	\$350.00	0.64	\$224.00
Tax (6.5%) Freight (2.0%), & Waste (1.0%)			\$140.45
Total Passives			\$1,618.89

Upgrade Cost Per Underground Mile, 750 MHz Modified Passive
 May 29, 1996 215
 \$22,713 per mi.

	Unit Cost	Units Per Mi.	Per Mi. Total
Hardware			
SPH710	\$19.95	1	\$19.95
SPH920	\$29.50	2.3	\$67.85
CPH1230	\$118.45	2.26	\$267.70
SPH12302	\$325.00	0.998	\$324.35
2" Conduit	\$0.49	2389	\$1,170.61
Couplings	\$7.60	3	\$22.80
Glue	\$5.20	0.7	\$3.64
Grounds	\$6.40	9	\$57.60
Heat Shrink	\$0.55	86	\$47.30
Fiber Vaults	\$41.45	0.9	\$37.31
Optical Splice Enclosure, "A"	\$150.00	0.64	\$96.00
Optical Splice Enclosure, "B"	\$350.00	0.16	\$56.00
Tax (6.5%), Freight (4.0%), & Waste (3.0%)			\$293.10
Total Hardware			\$2,464.20

	Unit Cost	Units Per Mi.	Per Mi. Total
<u>Labor</u>			
Strand Map	\$190.00	1	\$190.00
Design	\$140.00	1	\$140.00
Coax. U.G. Composite	\$2.25	514	\$1,156.50
Trench Fiber	\$3.00	1861	\$5,583.00
Upgrade Splice	\$0.34	5280	\$1,795.20
Power Supply	\$235.00	0.358	\$84.13
Permitting	\$125.00	0.375	\$46.88
Install Fiber Closure	\$135.00	0.8	\$108.00
Fiber Splice	\$35.00	11.03	\$386.05
Total Labor			\$9,489.76

	Unit Cost	Units Per Mi.	Per Mi. Total
<u>Drops</u>			
Swing Drop Materials	\$1.75	69.63	\$121.85
Replace Drop Materials	\$11.76	29.85	\$351.04
Replace Drop Labor	\$35.00	29.85	\$1,044.75
Tax (6.5%), Freight (4.0%), & Waste (3.0%)			\$63.84
Total Drops			\$1,581.48

Total Underground Mile, Upgrade	
Cable	\$2,859.66
Electronics	\$4,699.25
Hardware	\$2,464.20
Passives	\$1,618.89
Labor	\$9,489.76
Drops	\$1,581.48
Total	\$22,713.23

Upgrade Cost per Aer Mile, 750MHz Modified Pas

May 29, 1996

\$15,102 per mi.

3/5

<u>Cable</u>	<u>Unit Cost</u>	<u>Units Per Mi.</u>	<u>Per Mi. Total</u>
Fiber Optic Cable	\$0.8475	1861	\$1,577.20
Express Cable	\$0.3792	1868	\$708.35
Feeder Cable	\$0.2667	514	\$137.08
Tax (6.5%), Freight (2.0%), & Waste (7.0%)			\$375.51
Total Cable			\$2,798.13

<u>Electronics</u>	<u>Unit Cost</u>	<u>Units Per Mi.</u>	<u>Per Mi. Total</u>
Optical Receiver	\$1,634.00	0.64	\$1,045.76
Optical Transmitter	\$9,417.33	0.087	\$819.31
Optical Reverse Receiver	\$2,400.00	0.089	\$213.60
Optical Reverse Transmitter	\$1,200.00	0.358	\$429.60
Flexnet Amp w/plug-ins	\$686.01	1.73	\$1,186.80
Line Extender w/rev & plug-ins	\$448.50	0.41	\$183.89
Standby Power Supply	\$1,263.00	0.358	\$452.15
Tax (6.5%) & Freight (2.0%)			\$368.14
Total Electronics			\$4,699.25

<u>Passives</u>	<u>Unit Cost</u>	<u>Units Per Mi.</u>	<u>Per Mi. Total</u>
2-Way Tap	\$11.49	15.23	\$174.99
4-Way Tap	\$12.33	9.94	\$122.56
8-Way Tap	\$19.80	3.99	\$79.00
2-way Split	\$27.08	1.67	\$45.22
3-way Split	\$28.38	0.37	\$10.50
Directional Couplers	\$27.08	2.11	\$57.14
In-Line EQ	\$34.45	1.99	\$68.56
Power Inserter	\$39.18	0.358	\$14.03
Amp Clamp	\$35.00	0.358	\$12.53
650-MC2 Pin Connector	\$6.54	12.43	\$81.29
500-MC2 Pin Connector	\$3.30	37.43	\$123.52
Extension MC2	\$3.71	24.9	\$92.38
Housing to Housing	\$3.28	8.8	\$28.86
Splice Block	\$7.54	0.28	\$2.11
Splice, Straight	\$9.65	2.44	\$23.55
90 Deg. Conn	\$5.44	9.5	\$51.68
90 Deg. Conn 3"	\$6.81	9.5	\$64.70
Housing Terminator	\$2.96	9.41	\$27.85
Port Terminator	\$0.67	51.1	\$34.24
Optical Cable Jumper	\$140.01	0.998	\$139.73
Optical Coupler w Splice Mgmt	\$350.00	0.64	\$224.00
Tax (6.5%), Freight (2.0%), & Waste (1.0%)			\$140.45
Total Passives			\$1,618.89

Upgrade Cost per Aerial Mile, 750MHz Modified Passive

HAFLIDII
4/5

May 29, 1996

\$15.102 per mi.

<u>Hardware</u>	<u>Unit Cost</u>	<u>Units Per Mi.</u>	<u>Per Mi. Total</u>
1/4" Strand	\$0.06	315	\$18.90
Suspension Clamps	\$1.76	1.2	\$2.11
8" Machine Bolts	\$0.64	0.1	\$0.06
10" Machine Bolts	\$0.66	0.2	\$0.13
12" Machine Bolts	\$0.74	1.4	\$1.04
14" Machine Bolts	\$0.80	0.4	\$0.32
16" Machine Bolts	\$0.97	0.1	\$0.10
5/8" Nut	\$0.15	4.6	\$0.69
Square Washer	\$0.12	4.6	\$0.55
5/8" TE Nut	\$1.66	0.3	\$0.50
Thimble Eyelets	\$2.69	0.7	\$1.88
J6521 Staples	\$0.07	0.5	\$0.04
Cross Over Clamps	\$0.85	0.1	\$0.09
Angled Suspension Clamps	\$2.36	0.2	\$0.47
Preformed Strand Splice	\$3.51	0.2	\$0.70
Preformed Deadend	\$3.28	1.5	\$4.92
KU Bonding Clamp	\$1.15	26	\$29.90
Ground Rod Clamp	\$0.97	9	\$8.73
Ground Rod	\$6.24	9	\$56.16
1/2" Ground Molding	\$0.92	9	\$8.28
#6 Ground Wire	\$0.17	192	\$32.64
#6 Split Bolt Connector	\$0.65	9	\$5.85
Ground Molding Staples	\$0.07	22.5	\$1.58
1" Tree Guard	\$0.90	0.2	\$0.18
2" Tree Guard	\$1.76	0.4	\$0.70
Fiberglass Extension Arm	\$19.24	0.1	\$1.92
Lag Screw	\$0.20	2.5	\$0.50
6" Screw Anchor	\$7.86	0.6	\$4.72
Guy Guard	\$4.30	0.6	\$2.58
Down Guy Strap	\$0.79	0.6	\$0.47
Guy Clamp	\$1.86	0.6	\$1.12
Serving Clip	\$0.41	0.6	\$0.25
J-Hook	\$0.45	0.2	\$0.09
Electrical Tape	\$1.36	2	\$2.72
10" Strap, Stainless	\$0.16	153	\$24.48
16" Strap, Stainless	\$0.21	39	\$8.19
22" Strap, Stainless	\$0.24	153	\$36.72
3/4" Sacers	\$0.06	39	\$2.34
Lashing Wire Clamp	\$0.36	3.4	\$1.22
302 Lashing Wire	\$20.60	8.75	\$180.25
Tap Brackets	\$0.72	8	\$5.76
Heat Shrink	\$0.55	86	\$47.30
Fusion Protection Sleeve	\$0.70	11.03	\$7.72
Fiber Storage Brackets	\$24.95	0.16	\$3.99
Fiber Tags	\$0.87	12.5	\$10.88
Optical Splice Enclosure, "A"	\$179.37	0.64	\$114.80
Optical Splice Enclosure, "B"	\$257.95	0.16	\$41.27
Tax (6.5%), Freight (4.0%), & Waste (3.0%)			\$91.23
Total Hardware			\$767.04

Upgrade Cost per Aerial Mile, 750MHz Modified Passive

May 29, 1996

AKRIBIT
5/5

\$15.102 per mi.

<u>Labor</u>	<u>Unit Cost</u>	<u>Units Per Mi.</u>	<u>Per Mi. Total</u>
Strand Map	\$190.00	1	\$190.00
Design & Draft	\$140.00	1	\$140.00
Make-Ready	\$175.00	1	\$175.00
Strand	\$0.25	283	\$70.75
Cable	\$0.30	264	\$79.20
Upgrade Splice	\$0.34	5280	\$1,795.20
Power Supply	\$235.00	0.358	\$84.13
Overlash Coax	\$0.35	875	\$306.25
Overlash Fiber	\$0.40	1861	\$744.40
Fiber Splice	\$35.00	11.03	\$386.05
Install Fiber Closure	\$135.00	0.8	\$108.00
Total Labor			\$4,078.98

<u>Drops</u>	<u>Unit Cost</u>	<u>Units Per Mi.</u>	<u>Per Mi. Total</u>
Swing Drop Materials	\$1.75	69.63	\$121.85
Replace Drop Materials	\$12.82	29.85	\$382.68
Replace Drop Labor	\$19.00	29.85	\$567.15
Tax (6.5%), Freight (4.0%), & Waste (3.0%)			\$68.11
Total Drops			\$1,139.79

Total Aerial Mile, Upgrade

Cable	\$2,798.13
Electronics	\$4,699.25
Hardware	\$767.04
Passives	\$1,618.89
Labor	\$4,078.98
Drops	\$1,139.79
Total	\$15,102.08