

AIR CONDITIONERS



ML14XC1

MERIT® Series

R-410A - Single-Phase - 60 Hz

RESIDENTIAL PRODUCT SPECIFICATIONS

Bulletin No. 210834
April 2021
Supersedes July 2020



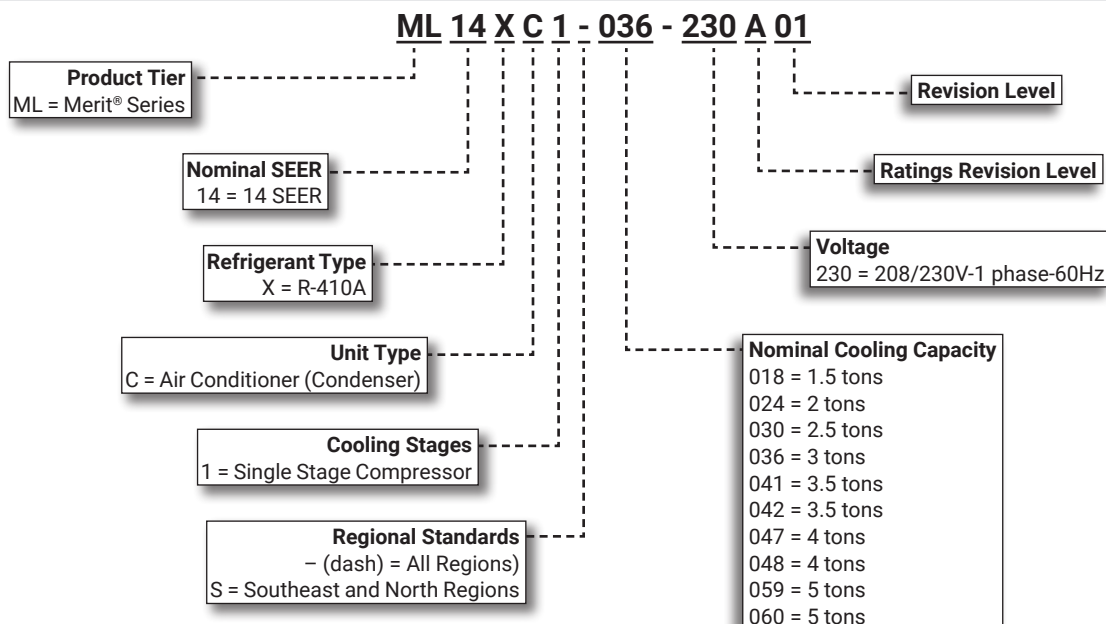
MERIT® SERIES



SEER up to 17.00
1.5 to 5 Tons

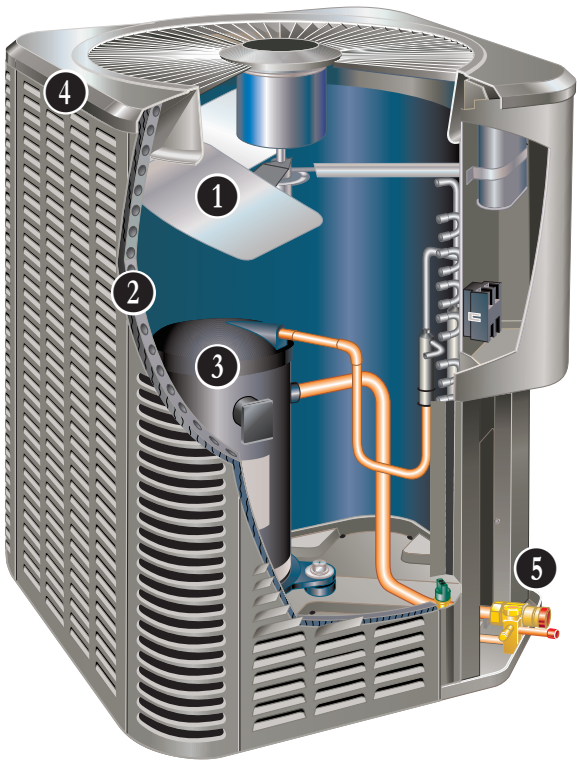
Cooling Capacity - 18,000 to 60,000 Btuh

MODEL NUMBER IDENTIFICATION



FEATURE HIGHLIGHTS

- 1. Outdoor Coil Fan
- 2. Quantum™ Coil
- 3. Scroll Compressor
- 4. Heavy Gauge Steel Cabinet
- 5. Refrigerant Line Connections and Access



CONTENTS

Approvals And Warranty 3

Controls - Order Separately 7

Dimensions - Unit 9

Electrical Data 7

Features 3

Field Wiring 10

Installation Clearances 10

Optional Accessories - Order Separately 7

Sound Data 10

Specifications 7

TXV/Orifice Usage 11

APPROVALS AND WARRANTY

APPROVALS

- AHRI Standard 210/240 certified
- AHRI Certified system match-ups and expanded ratings, visit www.LennoxPros.com
- ENERGY STAR® Certified
- Sound rated to AHRI Standard 270-2008 test conditions
- Tested in Lennox' Research Laboratory environmental test room
- Rated According to U.S. Department of Energy (DOE) test procedures
- Region specific models meet the minimum efficiency requirements for U.S. DOE Federal Regional Standards in that area
- Unit and components ETL, NEC and CEC bonded for grounding to meet safety standards for servicing
- ETL certified (U.S. and Canada)
- ISO 9001 Registered Manufacturing Quality System

WARRANTY

- Compressor:
 - Limited five years in residential installations
 - Limited five years in non-residential installations
- **All other covered components:**
 - Limited five years in residential installations
 - Limited one year in non-residential installations

NOTE - Refer to Lennox Equipment Limited Warranty certificate included with unit for specific details.

FEATURES

APPLICATIONS

- 1.5 through 5 ton
- Sound levels as low as 73 dBA
- Single-phase power supply
- Vertical air discharge
- Applicable to indoor air handlers or gas furnaces with indoor add-on coils
- Shipped completely factory assembled, piped and wired

REFRIGERATION SYSTEM

R-410A Refrigerant

- Non-chlorine, ozone friendly
- Unit is factory pre-charged

1 Outdoor Coil Fan

- Direct drive fan
- Vertical air discharge
- Motor totally fan motor
- Sleeve bearings (-018 through -048 and -060 models),
- Ball bearings (-059 model)
- Inherently protected
- Motor rain shield
- Louvered steel fan guard

2 Quantum™ Coil

- Lennox designed and fabricated coil
- Enhanced aluminum alloy tube/enhanced fin coil
- Superior corrosion resistance
- Ripple-edged aluminum fins
- Aluminum tube construction
- Lanced fins for maximum fin surface exposure
- Fin collars grip tubing for maximum contact area
- Flared shoulder tubing connections
- Factory tested under high pressure
- Entire coil is accessible for cleaning

High Capacity Liquid Line Drier

- Furnished with unit for field installation
- Approved for use with R-410A systems
- Traps any moisture or dirt that could contaminate the refrigerant system

High Pressure Switch

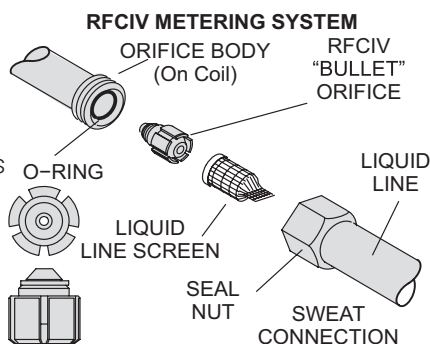
- Protects the system from high pressure conditions
- Manual reset

FEATURES

REFRIGERATION SYSTEM

Refrigerant Flow Control

- Units applicable to expansion valve systems or RFC systems when matched with specific indoor coils



RFCIV:

- Accurately meters refrigerant in system
- Refrigerant control is accomplished by exact sizing of refrigerant metering orifice
- The principle involves matching indoor coil with proper bore size of orifice in metering device
- Equalizes pressure shortly after compressor stops, unit starts unloaded
- Eliminates need for additional controls
- Furnished with air conditioner

Optional Accessories

Expansion Valve Kits

- Field installed on certain indoor units
- See TXV/Orifice Usage table
- Chatleff-style fitting

Freezestat

- Senses suction line temperature
- Cycles compressor off when suction line temperature falls below it's setpoint
- Opens at 29°F and closes at 58°F
- Installs on or near the discharge line of the evaporator or on the suction line

Loss of Charge Switch Kit

- Protects compressor from damage from low refrigerant charge conditions
- SPST, normally-closed
- Automatic reset

Refrigerant Line Kits


- Refrigerant lines are shipped refrigeration clean
- Lines are cleaned, dried, pressurized and sealed at factory
- Suction line fully insulated
- Lines are stubbed at both ends

NOTE - Not available for 059-060 models. Must be field fabricated.

COMPRESSOR

3 Scroll Compressor

- High efficiency with uniform suction flow
- Constant discharge flow, high volumetric efficiency and quiet operation
- Low gas pulses during compression reduces operational sound levels
- Compressor motor is internally protected from excessive current and temperature
- Muffler in discharge line reduces operating sound levels
- Compressor is installed in the unit on resilient rubber mounts for vibration free operation



Scroll Compressor Operation

- Two involute spiral scrolls matched together generate a series of crescent-shaped gas pockets between them
- During compression, one scroll remains stationary while the other scroll orbits around it
- Gas is drawn into the outer pocket, the pocket is sealed as the scroll rotates
- As the spiral movement continues, gas pockets are pushed to the center of the scrolls. Volume between the pockets is simultaneously reduced
- When the pocket reaches the center, gas is now at high pressure and is forced out of a port located in the center of the fixed scrolls
- During compression, several pockets are compressed simultaneously resulting in a smooth continuous compression cycle
- Continuous flank contact, maintained by centrifugal force, minimizes gas leakage and maximizes efficiency
- Compressor is tolerant to the effects of slugging and contaminants. If this occurs, scrolls separate, allowing liquid or contaminants to be worked toward the center and discharged

Compressor Crankcase Heater (-041, -047, -048, -059 & -060 Models)

- Protects against refrigerant migration that can occur during low ambient operation

Optional Accessories

Compressor Crankcase Heater (018-024-030-036-042 Models)

- Protects against refrigerant migration that can occur during low ambient operation

Compressor Sound Cover

- Reinforced vinyl compressor cover
- 1-1/2 inch thick batt fiberglass insulation
- All open edges are sealed with a one-inch wide hook and loop fastening tape

FEATURES

COMPRESSOR (continued)

Optional Accessories (continued)

Compressor Hard Start Kit

- Single-phase units are equipped with a PSC compressor motor
- This type of motor normally doesn't need a potential relay and start capacitor
- For conditions such as low voltage kit may be required to increase the compressor starting torque

Compressor Low Ambient Cut-Off Switch

- Non-adjustable switch (low ambient cut-out) prevents compressor operation when outdoor temperature is below 35°F

Compressor Time-Off Control

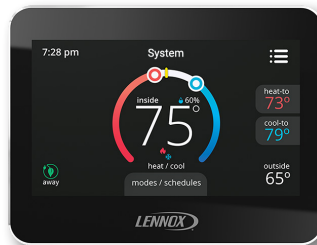
- Kit prevents compressor short-cycling and allows time for suction and discharge pressure to equalize.
- Permits compressor start-up in an unloaded condition.
- Automatic reset with 5 minute delay between compressor shut-off and start-up

CONTROLS

Optional Accessories

iComfort® M30 Smart Wi-Fi Thermostat

- Wi-Fi-enabled, electronic 7-day, universal, multi-stage, programmable, touchscreen thermostat
- 4 Heat/2 Cool
- Auto-changeover
- Dual-fuel control with optional outdoor sensor
- Controls dehumidification during cooling mode and humidification during heating mode
- Offers enhanced capabilities including humidification / dehumidification / dewpoint measurement and control, Humiditrol® control, and equipment maintenance reminders
- Easy to read 4.3 in. color touchscreen (measured diagonally)
- LCD display with backlight shows the current and set temperature, time, inside relative humidity, system status (operating mode and schedules) and outside temperature (optional outdoor sensor required)
- Smooth Setback Recovery starts system early to achieve setpoint at start of program period
- Compressor short-cycle protection (5 minutes)
- Up to four separate schedules are available plus Schedule IQ™
- One-Touch Away Mode - A quick and easy way to set the cooling and heating setpoints while away
- Smart Away™ - Uses geo-fencing technology to determine when the homeowner is within a predetermined distance from the home to operate the system when leaving, away and arriving



- Wi-Fi remote monitoring and adjustment through a home wireless network for desktop PCs, laptops and apps for smartphones or tablets
- Smart home automation compatible with Amazon Alexa®, Google Assistant and IFTTT
- Service Dashboard features online real-time monitoring of installed iComfort® thermostats

NOTE - See the iComfort® M30 Smart Wi-Fi Thermostat Product Specifications bulletin in the Controls section for more information.

Remote Outdoor Temperature Sensor

- Used with the iComfort® M30 Smart Wi-Fi Thermostat
- Outdoor sensor allows thermostat to display outdoor temperature

NOTE - Sensor is required for the Enhanced Dehumidification Accessory (EDA).



Thermostat

- Thermostat is not furnished with unit
- Lennox Price Book for selection

Indoor Blower Off Delay Relay

- Delays the indoor blower-off time during the cooling cycle

Low Ambient Kit

- Air conditioners can operate down to 45°F outdoor air temperature without additional controls
- Allows unit to operate properly down to 30°F

NOTE - Crankcase heater and freezestat should be installed on compressors equipped with a low ambient kit.

NOTE - A compressor lock-out thermostat should be added to terminate compressor operation below recommended operation conditions.

•

FEATURES

CABINET

- 4 • Heavy gauge steel construction
- Louvered heavy gauge steel panels surround unit on all four sides
- Five station metal wash process
- Powder paint finish
- Control box is conveniently located with all controls factory wired
- Corner patch plate allows access to compressor components
- Drainage holes are provided in base section for moisture removal

PermaGuard™ Unit Base

- Durable zinc-coated base section resists rust and corrosion

5 **Refrigerant Line Connections, Electrical Inlets, Service Valves**

- Sweat connection suction and liquid lines
- Located on corner of unit cabinet
- Suction valve can be fully shut off, while liquid valve may be front seated to manage refrigerant charge while servicing system
- Refrigerant line connections and field wiring inlets are located in one central area of the cabinet
- See dimension drawing

Optional Accessories

Unit Stand-Off Kit

- Black high density polyethylene feet raise unit off of mounting surface
- Four feet are furnished per order number

SPECIFICATIONS

General Data	Model No.	All Regions	ML14XC1-018	ML14XC1-024	ML14XC1-030	ML14XC1-036	ML14XC1-041
		Southeast and North Regions	ML14XC1S018	ML14XC1S024	ML14XC1S030	ML14XC1S036	- - -
		Nominal Tonnage	1.5	2	2.5	3	3.5
		Indoor Unit Expansion Valve (TXV) (If needed)	12J18	12J18	12J18	12J19	12J20
		RFCIV Metering Orifice Usage	0.052	0.060	0.060	0.071	N/A
Connections (sweat)		Liquid line o.d. - in.	3/8	3/8	3/8	3/8	3/8
		Suction line o.d. - in.	3/4	3/4	3/4	7/8	7/8
¹ Refrigerant (R-410A) furnished			4 lbs. 9 oz.	4 lbs. 9 oz.	5 lbs. 8 oz.	7 lbs. 1 oz.	9 lbs. 0 oz.
Outdoor Coil	Net face area	Outer coil	13.22	16.33	21.00	16.33	21.00
		sq. ft. Inner coil	- - -	- - -	- - -	15.75	20.25
		Tube diameter - in.	5/16	5/16	5/16	5/16	5/16
		Number of rows	1	1	1	2	2
		Fins per inch	26	26	26	22	22
Outdoor Fan		Diameter - in.	18	22	22	22	22
		Number of blades	3	3	3	3	3
		Motor hp	1/10	1/6	1/6	1/6	1/6
		Cfm	2290	3160	3160	3160	3050
		Rpm	1075	825	825	825	825
		Watts	160	215	215	190	190
Shipping Data - lbs. 1 package			134	152	169	175	192

ELECTRICAL DATA

	Line voltage data - 60 Hz - 1ph	208/230V	208/230V	208/230V	208/230V	208/230V
	² Maximum overcurrent protection (MOCP) amps	20	25	25	30	30
	³ Minimum circuit ampacity (MCA)	11.9	14.6	17	18	19.3
Compressor	Rated load amps	9.0	10.9	12.8	13.6	14.7
	Locked rotor amps	48	59.3	67.8	79	75
	Power factor	0.97	0.97	0.97	0.96	0.96
Condenser Fan Motor	Full load amps	0.7	1	1	1	1
	Locked rotor amps	1.3	1.9	1.9	1.9	1.9

CONTROLS - ORDER SEPARATELY

iComfort® M30 Smart Wi-Fi Thermostat	15Z69	•	•	•	•	•
Remote Outdoor Temperature Sensor	X2658	•	•	•	•	•

OPTIONAL ACCESSORIES - ORDER SEPARATELY

Compressor Crankcase Heater	93M04	•	•	•	•	
	Factory					•
Compressor Hard Start Kit	Copeland 10J42	•	•	•	•	
	LG 88M91	•	•	•	•	•
Compressor Low Ambient Cut-Off Switch	45F08	•	•	•	•	•
Compressor Sound Cover	18J42	•	•	•	•	•
Compressor Time-Off Control	47J27	•	•	•	•	•
Freezestat	3/8 in. tubing 93G35	•	•	•	•	•
	5/8 in. tubing 50A93	•	•	•	•	•
Indoor Blower Off Delay Relay	58M81	•	•	•	•	•
Loss of Charge Switch Kit	84M23	•	•	•	•	•
⁴ Low Ambient Kit (Fan Cycling)	34M72	•	•	•	•	•
Refrigerant Line Sets	L15-41-20, L15-41-30, L15-41-40, L15-41-50	•	•	•		
	L15-65-30, L15-65-40, L15-65-50				•	•
Unit Stand-Off Kit	94J45	•	•	•	•	•

NOTE - Extremes of operating range are plus 10% and minus 5% of line voltage.

¹ Refrigerant charge sufficient for 15 ft. length of refrigerant lines. For longer line set requirements see the Installation Instructions for information about line set length and additional refrigerant charge required.

² HACR type circuit breaker or fuse.

³ Refer to National or Canadian Electrical Code manual to determine wire, fuse and disconnect size requirements.

⁴ Crankcase Heater and Freezestat are recommended with Low Ambient Kit.

SPECIFICATIONS

General Data	Model No.	All Regions	ML14XC1-042	ML14XC1-047	ML14XC1-048	ML14XC1-059	ML14XC1-060
		Southeast and North Regions	ML14XC1S042	---	---	---	---
		Nominal Tonnage	3.5	4	4	5	5
		Indoor Unit Expansion Valve (TXV) (If needed)	12J20	12J20	12J20	12J20	12J20
		RFCIV Metering Orifice Usage	0.081	N/A	0.083	N/A	0.097
Connections (sweat)		Liquid line o.d. - in.	3/8	3/8	3/8	3/8	3/8
		Suction line o.d. - in.	7/8	7/8	7/8	1-1/8	1-1/8
¹ Refrigerant (R-410A) furnished			8 lbs. 12 oz.	11 lbs. 0 oz.	9 lbs. 12 oz.	11 lbs. 13 oz.	12 lbs. 0 oz.
Outdoor Coil	Net face area	Outer coil	21.00	22.17	21.00	29.09	29.09
		sq. ft. Inner coil	20.25	21.33	20.25	28.16	28.16
		Tube diameter - in.	5/16	5/16	5/16	5/16	5/16
		Number of rows	2	2	2	2	2
		Fins per inch	22	22	22	22	22
Outdoor Fan		Diameter - in.	22	26	22	26	26
		Number of blades	3	4	4	4	4
		Motor hp	1/6	1/3	1/4	1/3	1/3
		Cfm	3050	4400	3600	4550	4550
		Rpm	825	825	825	820	825
		Watts	190	310	310	215	310
Shipping Data - lbs. 1 package			211	231	218	253	267

ELECTRICAL DATA

	Line voltage data - 60 Hz - 1ph	208/230V	208/230V	208/230V	208/230V	208/230V
	² Maximum overcurrent protection (MOCP) amps	40	35	40	45	50
	³ Minimum circuit ampacity (MCA)	23.4	21.9	24.2	28.8	29.6
Compressor	Rated load amps	17.9	16.1	18	20.8	22.2
	Locked rotor amps	112	105.5	117	127.1	127.9
	Power factor	0.96	0.98	0.96	0.98	0.98
Condenser	Full load amps	1	1.8	1.7	2.8	1.8
Fan Motor	Locked rotor amps	1.9	2.9	3.2	---	2.9

CONTROLS - ORDER SEPARATELY

iComfort® M30 Smart Wi-Fi Thermostat	15Z69	•	•	•	•	•
Remote Outdoor Temperature Sensor	X2658	•	•	•	•	•

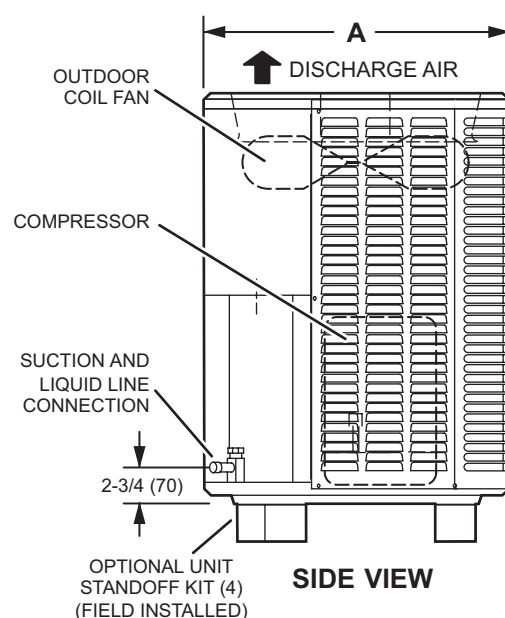
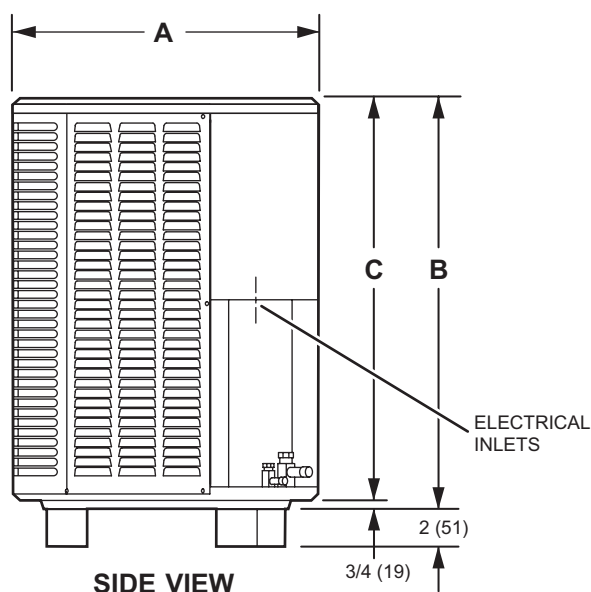
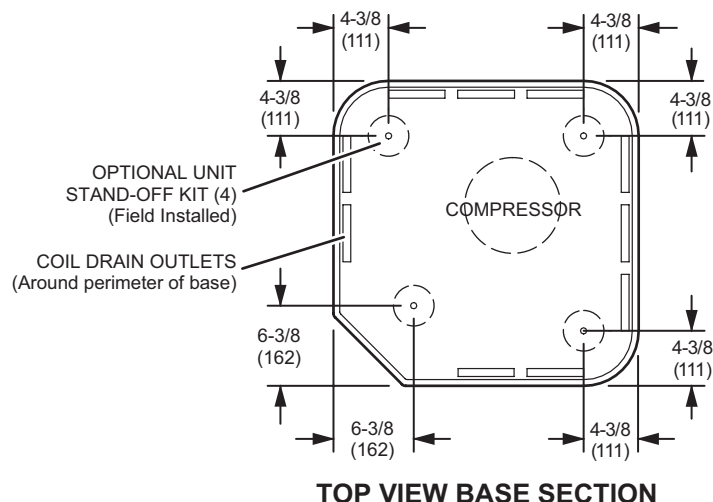
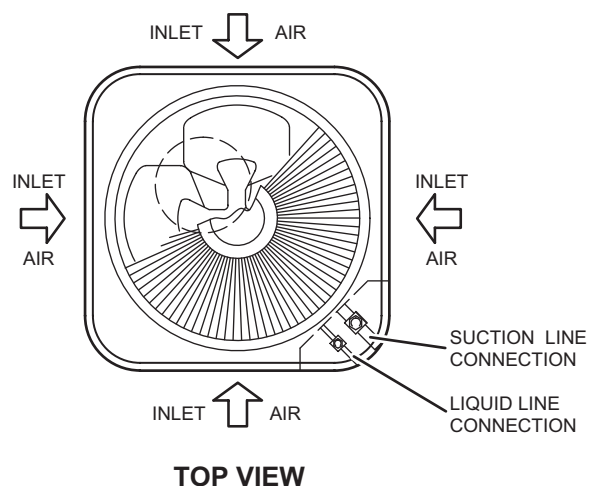
OPTIONAL ACCESSORIES - ORDER SEPARATELY

Compressor Crankcase Heater	93M04	•				
	Factory		•	•	•	•
Compressor Hard Start Kit	Copeland 10J42	•		•		
	LG 88M91	•	•	•	•	•
Compressor Low Ambient Cut-Off Switch	45F08	•	•	•	•	•
Compressor Sound Cover	18J42	•	•	•	•	•
Compressor Time-Off Control	47J27	•	•	•	•	•
Freezestat	3/8 in. tubing 93G35	•	•	•	•	•
	5/8 in. tubing 50A93	•	•	•	•	•
Indoor Blower Off Delay Relay	58M81	•	•	•	•	•
Loss of Charge Switch Kit	84M23	•	•	•	•	•
⁴ Low Ambient Kit (Fan Cycling)	34M72	•	•	•		•
	68M04				•	
Refrigerant Line Sets	L15-65-30, L15-65-40, L15-65-50	•	•	•		
	Field Fabricate				•	•
Unit Stand-Off Kit	94J45	•	•	•	•	•

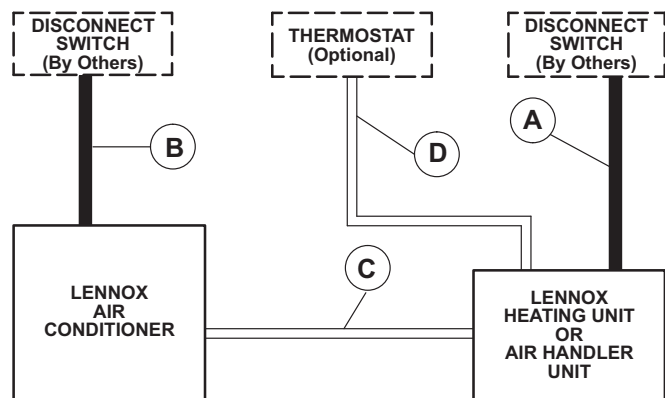
NOTE - Extremes of operating range are plus 10% and minus 5% of line voltage.

¹ Refrigerant charge sufficient for 15 ft. length of refrigerant lines. For longer line set requirements see the Installation Instructions for information about line set length and additional refrigerant charge required.² HACR type circuit breaker or fuse.³ Refer to National or Canadian Electrical Code manual to determine wire, fuse and disconnect size requirements.⁴ Crankcase Heater and Freezestat are recommended with Low Ambient Kit.

DIMENSIONS - UNIT



Model	A		B		C	
	inches	mm	inches	mm	inches	mm
018	24-1/4	616	29-1/4	743	28-1/2	724
024	28-1/4	718	29-1/4	743	28-1/2	724
030	28-1/4	718	37-1/4	946	36-1/2	927
036	28-1/4	718	29-1/4	743	28-1/2	724
041	28-1/4	718	37-1/4	946	36-1/2	927
042	28-1/4	718	37-1/4	946	36-1/2	927
047	32-1/4	817	33-1/4	845	32-1/2	826
048	28-1/4	718	37-1/4	946	36-1/2	927
059	32-1/4	817	43-1/4	1099	42-1/2	1080
060	32-1/4	817	43-1/4	1099	42-1/2	1080

FIELD WIRING

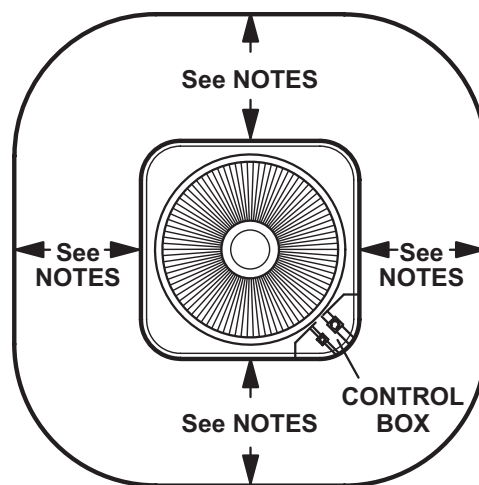
A - Two Wire Power (not furnished). See Indoor Unit Electrical Data

B - Two Wire Power (not furnished). See Electrical Data

C - Four Wire Low Voltage (not furnished). 18 ga. minimum

D - Five Wire Low Voltage (not furnished). 18 ga. minimum

All wiring must conform to NEC or CEC and local electrical codes.

INSTALLATION CLEARANCES**NOTES:**

Service clearance of 30 in. (762 mm) must be maintained on one of the sides adjacent to the control box.

Clearance to one of the other three sides must be 36 in. (914 mm)

Clearance to one of the remaining two sides may be 12 in. (305 mm) and the final side may be 6 in. (152 mm).

A clearance of 24 in. must be maintained between two units. 48 in. (1219 mm) clearance required on top of unit.

SOUND DATA

¹ Unit Model	Octave Band Sound Power Levels dBA, re 10 ⁻¹² Watts Center Frequency - HZ							¹ Sound Rating Number (dBA)	² Estimated Sound Pressure Level at Distance From Unit (dBA at distance in ft.)				
	125	250	500	1000	2000	4000	8000		3	5	10	15	50
018	53.0	58.5	66.5	69.5	65.0	62.5	54.5	73	66	61	55	52	41
024	56.0	66.0	72.0	71.0	67.0	63.0	56.5	76	69	64	58	55	44
030	55.0	64.5	70.5	72.5	67.5	61.0	54.0	76	69	64	58	55	44
036	58.0	67.5	71.5	70.5	66.5	61.5	55.0	76	69	64	58	55	44
041	56.5	64.0	70.0	69.0	66.0	62.5	56.0	74	67	62	56	53	42
042	56.0	65.0	71.0	71.5	67.5	62.0	55.0	76	69	64	58	55	44
047	61.5	71.5	76.5	75.5	71.5	65.5	56.5	80	73	68	62	59	48
048	61.5	68.0	73.5	72.5	69.0	64.0	56.5	78	71	66	60	57	46
059	62.0	69.5	73.0	71.0	69.0	63.5	55.0	77	70	65	59	56	45
060	63.5	70.0	75.0	75.0	70.5	68.0	61.0	80	73	68	62	59	48

NOTE - the octave sound power data does not include tonal correction.

¹ Tested according to AHRI Standard 270-2008 test conditions.

² Estimated sound pressure level at distance based on AHRI Standard 275-2010 method for equipment located on the ground, roof, or on side of building wall with no adjacent reflective surface within 9.8 feet. Sound pressure levels will increase based on changes to assumptions. For other applications, refer to AHRI Standard 275.

TXV/ORIFICE USAGE

Use this table for C35, CH23, CH35 and CR33 Field Installed TXV/Orifice Match-Ups.

Model	Refrigerant Metering Orifice (RFC)		Thermal Expansion Valve (TXV)
	Order No.	Orifice Size	
018	10W94	0.052	12J18
024	10W97	0.060	12J18
030	11W00	0.067	12J18
036	11W01	0.071	12J19
041	N/A	N/A	12J20
042	11W06	0.081	12J20
047	N/A	N/A	12J20
048	11W07	0.083	12J20
059	N/A	N/A	12J20
060	10M13	0.097	12J20

CX35 and CHX35 coils and all Lennox air handlers are shipped with a factory installed TXV. In most cases, no change out of the valve is needed.

If a change out is required it will be listed in the "TXV SUBSTITUTIONS" table by size. The correct TXV must be ordered separately and field installed.

C35 and CH35 coils - Use the RFC orifice shipped with the outdoor unit or replace the factory installed RFC orifice with the expansion valve listed.

CR33 and CH23 coils - Use the RFC orifice shipped with the outdoor unit or use the expansion valve listed.

TXV SUBSTITUTION

A general guide for replacing the factory installed TXV if the indoor unit (coil/air handler) is larger than the outdoor unit.

Outdoor Unit		Indoor Unit		TXV Furnished	TXV Replacement
Size	Tons	Size	Tons		
024	2	38	3.5	12J19	12J18
024	2	42	3.5	12J20	12J18
024	2	48	4	12J20	12J18
024	2	49	4	12J20	12J18
030	2.5	38	3.5	12J19	12J18
030	2.5	42	3.5	12J20	12J18
030	2.5	43	3.5	12J20	12J18
030	2.5	44/48	4	12J20	12J18
030	2.5	48	4	12J20	12J18
030	2.5	50/60	4	12J20	12J18

TXV Ranges:

12J18 - 1.5 to 2.5 ton systems - Use on 2.5 ton and lower systems.

12J19 - 3 ton systems - Use down to 2 ton systems.

12J20 - 3.5 to 5 ton systems - Use down to 3 ton systems.

AHRI STANDARD 210/240

Cooling or heating capacities are net values, including the effects of blower motor heat, and do not include supplementary heat. Power input is the total power input to the compressor(s) and fan(s), plus any controls and other items required as part of the system for normal operation.

Units which do not have an indoor air-circulating blower furnished as part of the model, i.e., split system with indoor coil only, is established by subtracting from the total cooling capacity 1250 Btu/h per 1,000 cfm, and by adding the same amount to the heating capacity. Total power input for both heating and cooling is increased by 365 W per 1,000 cfm of indoor air circulated.

REVISIONS

Sections	Description of Change
Approvals	Added ENERGY STAR® certification.



Visit us at www.Lennox.com

For the latest technical information, www.LennoxPros.com

Contact us at 1-800-4-LENNOX

NOTE - Due to Lennox' ongoing commitment to quality, Specifications, Ratings and Dimensions subject to change without notice and without incurring liability. Improper installation, adjustment, alteration, service or maintenance can cause property damage or personal injury. Installation and service must be performed by a qualified installer and servicing agency.

©2020 Lennox Industries, Inc.

Appendix 7-G

Manufacturer Sound Level Data Sheets

CONFIDENTIAL INFORMATION

THIS APPENDIX HAS BEEN REDACTED IN IT'S ENTIRETY

Appendix 7-H
Cumulative Analysis

A cumulative short-term sound level modeling analysis was conducted using the Cadna/A noise calculation software which incorporates the ISO 9613-2 (1996) international standard for sound propagation. For this modeling scenario, cumulative impacts for projects that are currently existing and/or proposed by the time of filing the application within a two (2)-mile radius from any wind turbine or substation proposed for the Facility were taken into consideration. In total, there's one surrounding project, which was taken into consideration while determining cumulative impacts on the proposed Project. The surrounding project is the Fenner Wind Farm.

Fenner Wind is an existing project, located to the north and west of the proposed Hoffman Falls Wind Project. Via sources of publicly available information, the Applicant was able to obtain and supply information in relation to the existing Fenner Wind layout, turbine manufactures, sound power level specifications and turbine heights. The list of wind turbine manufacturers, hub heights, and rotor diameters examined for this cumulative assessment are presented below in Table 7-8.1, with respect to Fenner Wind.

For the cumulative short-term sound level analysis, the maximum sound power level available was applied for Fenner Wind, in order to determine wind turbine sound pressure levels during conditions when worst-case sound power levels are expected assuming both projects are in commercial operation as proposed. For Fenner Wind, there are two wind turbine types incorporated into the built project layout: GE 1.5-70.5 and the Goldwind GW82. Under peak sound level producing conditions, the GE 1.5-70.5 (Fenner Wind) wind turbine has an A-weighted sound power level of 104.0 dBA¹⁰. Under peak sound level producing conditions, the Goldwind GW82 (Fenner Wind) wind turbine has an A-weighted sound power level of 103.9 dBA¹¹. Sound power level octave-band frequencies were not provided for the Goldwind GW82 wind turbine. As a result, this analysis was performed solely on a broadband basis for the Total Project and Fenner Wind. These sound power levels for each wind turbine type are also supplied in Table 7-8.1.

In addition to the wind turbines, a substation was incorporated into the existing Fenner Wind project. As a result, the substation has also been incorporated into the cumulative analysis. At Fenner Wind, a single transformer for its substation with a sound power level of 99.3 dBA is assumed. This was assumed because the size or sound power level of the Fenner Wind substation transformer is unknown. Therefore, an equivalent 115 MVA rated transformer was assumed for Fenner Wind, as will be used on the proposed Hoffman Falls Wind Project. Epsilon has conservatively estimated the sound emissions for the Fenner Wind transformer using the techniques in the Electric Power Plant Environmental Noise Guide (Edison Electric Institute). For a summary of the surrounding substation transformer see Table 7-8.2.

All modeling inputs and assumptions made earlier in Section (d), were carried out with respect to this cumulative analysis. For Hoffman Falls Wind, of all three wind turbine models analyzed, the

¹⁰ GE Energy, 2005. *Technical Documentation Wind Turbine Generator System GE 1.5sl/sle 50 & 60 Hz*, Noise Emission Characteristics.

¹¹ Marshall Day Acoustics, 2015. *Gullen Range Wind Farm Assessment of Wind Farm Operational Noise*, Gullen Range Wind Farm. Rp 001 2014544SY. Sydney, Australia.

GE158-6.1 wind turbine contained the highest broadband sound power level. As a result, the (Mitigated) GE158-6.1 wind turbine design layout was applied to this cumulative analysis. These inputs and assumptions were implemented in the Cadna/A software for this modeling scenario to ensure conservative results (i.e., higher sound levels). In addition, for conservatism, an uncertainty “K-factor” of two (2) dBA was applied to all wind turbines across both projects.

With respect to Fenner Wind, only wind turbines within 2 miles of any proposed wind turbines with regards to the Project, were input into the Cadna/A cumulative short-term sound level modeling. A total of eleven GE 1.5-70.5 wind turbines and one Goldwind GW82 wind turbine from Fenner Wind were included into the analysis, along with its associated substation. A total of twelve wind turbines were included from Fenner Wind.

Sound pressure levels due to the operation of all 24 wind turbines and the collector substation’s transformer and HVAC units for the Project, along with the 12 wind turbines and one substation from Fenner Wind were modeled at 2333 discrete receptors within and surrounding the Project area. The sound levels calculated are L_{eq} (8-hour) sound levels. In addition to modeling at discrete points, sound levels were also modeled throughout a large grid of receptor points, each spaced 20 meters apart to allow for the generation of sound level isolines. Tabular results and sound level isolines were calculated and generated for the entire Project area.

Table 7-8.1 Wind Turbines Analyzed for Cumulative Sound Level Assessment

Surrounding Project Name	Manufacturer	Wind Turbine Model	Hub Height (m)	Rotor Diameter (m)	Broadband Sound Power Level (dBA)
Fenner Wind	GE	GE 1.5-70.5	65	70.5	104.0
Fenner Wind	Goldwind	GW82	85	82	103.9

Table 7-8.2 Substations Analyzed for Cumulative Sound Level Assessment

Surrounding Project Name	Transformer MVA Rating	Relative Height (m)	Broadband Sound Power Level (dBA)
Fenner Wind	115	4	99.3

Tables in Appendix 7-H show the predicted “Cumulative” short-term broadband (dBA) sound levels under conditions specified in Section (d). The results are sorted by receptor ID and sorted by A-weighted sound level high to low, and then are broken down by receptor type (Residential, Unknown, Public, Commercial, and Other) and participation (Non-Participating or Participating). In total, there are sixteen (16) tables total sorted by modeling receptor ID for the designed Project layout. In addition, the tables display the predicted “Project Only” short-term broadband (dBA)

sound levels from Appendix 7-D. As a result, the predicted “Fenner Wind” contribution to the short-term broadband (dBA) sound levels is the difference between the two. The tables present modeled 8-hour L_{eq} sound levels at the 2333 receptors included in the analysis. The cumulative broadband sound levels range from 19 to 67 dBA across all receptors. The highest cumulative L_{eq} (8-hour) sound levels at residential receptors are:

- Non-Participating Residential Receptor ID# 1585 - 50 dBA (Project Only: 29 dBA; Fenner Wind: 49 dBA)
- Participating Residential Receptor ID# 451 - 46 dBA (Project Only: 46 dBA; Fenner Wind: 10 dBA)

For all participating residences, the cumulative sound levels remain below 55 dBA L_{eq} (8-hour). In total, there are only 17 non-participating residences above 45 dBA L_{eq} (8-hour). For all seventeen of these non-participating residences, the Project’s contribution to the cumulative noise impacts is minor, as the sound contribution from Fenner Wind already is at or above 45 dBA L_{eq} (8-hour). The addition of the Project will result in a 1 dBA increase or less at these non-participating residential receptors due to the Project’s contributions. This level of increase is not discernable.

In addition to these discrete modeling points, sound level contours generated from the modeling grid are presented in an overview figure, Figure 7-8.1, accompanied by a series of inset maps that provide a higher level of detail at all modeled discrete receptors.

Table 7-8.1a: Cumulative Total Project Sound Level Modeling Results (Leq (8-Hour)) at Discrete Points - Sorted by Receptor ID [Residential and Non-Participating Receptors]

Modeling Receptor ID	Receptor Type	Participation Status	Coordinates NAD83 2011 State Plane New York Central (FIPS 3102)		Cumulative Maximum 8-hr Leq [dBA]	Project Only Maximum 8-hr Leq [dBA]	Fenner Wind Maximum 8-hr Leq [dBA]
			X (m)	Y (m)			
1	Year-Round Residence	Non-Participating	325840.23	321460.84	28	28	5
2	Year-Round Residence	Non-Participating	325754.47	321507.92	28	28	5
3	Year-Round Residence	Non-Participating	325773.13	321554.04	28	28	5
4	Year-Round Residence	Non-Participating	325850.26	321518.33	28	28	5
5	Year-Round Residence	Non-Participating	325787.58	321592.73	29	29	5
6	Year-Round Residence	Non-Participating	325858.58	321556.18	28	28	5
7	Year-Round Residence	Non-Participating	325791.13	321644.33	30	30	5
8	Year-Round Residence	Non-Participating	325882.95	321657.48	29	29	5
9	Year-Round Residence	Non-Participating	325793.62	321691.48	30	30	6
10	Year-Round Residence	Non-Participating	325877.89	321704.54	30	30	6
11	Year-Round Residence	Non-Participating	325847.64	321863.82	31	30	6
12	Year-Round Residence	Non-Participating	325851.42	321801.66	30	30	7
13	Year-Round Residence	Non-Participating	325790.73	321841.34	30	30	6
14	Year-Round Residence	Non-Participating	325780.07	321788.11	30	30	6
15	Year-Round Residence	Non-Participating	325640.85	321775.66	30	30	6
16	Year-Round Residence	Non-Participating	325636.37	321819.21	30	30	6
17	Year-Round Residence	Non-Participating	325637.21	321903.43	31	31	6
18	Year-Round Residence	Non-Participating	325704.43	321882.47	31	30	6
19	Year-Round Residence	Non-Participating	325613.58	321953.56	30	30	6
20	Year-Round Residence	Non-Participating	325707.94	321947.63	31	31	6
21	Year-Round Residence	Non-Participating	325721.23	322023.73	31	31	6
22	Year-Round Residence	Non-Participating	325727.19	322101.93	31	31	6
23	Year-Round Residence	Non-Participating	325773.25	322129.89	32	32	6
24	Year-Round Residence	Non-Participating	325778.46	322081.10	32	31	6
25	Year-Round Residence	Non-Participating	325779.27	322052.74	31	31	6
26	Year-Round Residence	Non-Participating	325782.01	322010.36	31	31	6
27	Year-Round Residence	Non-Participating	325591.17	322111.22	31	31	6
28	Year-Round Residence	Non-Participating	325563.80	322171.01	32	32	6
29	Year-Round Residence	Non-Participating	325745.99	322175.13	32	31	6
30	Year-Round Residence	Non-Participating	325836.88	322187.94	32	32	6
31	Year-Round Residence	Non-Participating	325863.10	322130.59	32	32	6
32	Year-Round Residence	Non-Participating	325881.08	322045.14	31	31	6
33	Year-Round Residence	Non-Participating	325941.38	322140.98	32	32	7
34	Year-Round Residence	Non-Participating	325981.28	322146.33	32	32	8
35	Year-Round Residence	Non-Participating	326022.01	322147.17	32	32	10

Table 7-8.1a: Cumulative Total Project Sound Level Modeling Results (Leq (8-Hour)) at Discrete Points - Sorted by Receptor ID [Residential and Non-Participating Receptors]

Modeling Receptor ID	Receptor Type	Participation Status	Coordinates NAD83 2011 State Plane New York Central (FIPS 3102)		Cumulative Maximum 8-hr Leq [dBA]	Project Only Maximum 8-hr Leq [dBA]	Fenner Wind Maximum 8-hr Leq [dBA]
			X (m)	Y (m)			
36	Year-Round Residence	Non-Participating	326026.29	322059.61	32	32	7
37	Year-Round Residence	Non-Participating	326026.98	322021.16	31	31	6
38	Year-Round Residence	Non-Participating	326084.58	321982.60	30	30	6
39	Year-Round Residence	Non-Participating	326077.80	322025.57	31	31	6
40	Year-Round Residence	Non-Participating	326082.63	322074.42	32	32	6
41	Year-Round Residence	Non-Participating	326023.60	322102.89	32	32	8
42	Year-Round Residence	Non-Participating	326068.32	322158.70	32	32	10
43	Year-Round Residence	Non-Participating	325979.48	322191.19	32	32	8
44	Year-Round Residence	Non-Participating	325946.34	322191.13	32	32	7
45	Year-Round Residence	Non-Participating	325947.77	321421.23	28	28	5
46	Year-Round Residence	Non-Participating	326213.99	322125.65	31	31	6
47	Year-Round Residence	Non-Participating	326197.40	322181.67	32	32	6
48	Year-Round Residence	Non-Participating	326173.76	322218.06	32	32	6
49	Year-Round Residence	Non-Participating	326151.94	322249.53	32	32	6
50	Year-Round Residence	Non-Participating	326123.63	322274.56	32	32	6
51	Year-Round Residence	Non-Participating	326082.28	322306.20	33	33	6
52	Year-Round Residence	Non-Participating	326037.96	322338.50	33	33	6
53	Year-Round Residence	Non-Participating	325987.99	322331.51	33	33	6
54	Year-Round Residence	Non-Participating	325985.59	322296.49	33	32	6
55	Year-Round Residence	Non-Participating	325939.18	322348.81	33	33	6
56	Year-Round Residence	Non-Participating	325897.37	322363.57	33	33	6
57	Year-Round Residence	Non-Participating	325866.71	322380.49	33	33	6
58	Year-Round Residence	Non-Participating	325829.44	322403.08	33	33	6
59	Year-Round Residence	Non-Participating	325778.09	322332.39	32	32	6
60	Year-Round Residence	Non-Participating	325486.42	322292.36	32	32	9
61	Year-Round Residence	Non-Participating	325428.67	322164.74	31	31	6
62	Year-Round Residence	Non-Participating	325277.25	322199.50	32	32	6
63	Year-Round Residence	Non-Participating	325378.12	322262.74	32	32	10
64	Year-Round Residence	Non-Participating	326105.29	322385.39	33	33	6
65	Year-Round Residence	Non-Participating	326120.83	322384.71	33	33	6
66	Year-Round Residence	Non-Participating	326146.44	322374.59	33	32	6
67	Year-Round Residence	Non-Participating	326163.79	322374.25	33	32	6
68	Year-Round Residence	Non-Participating	326189.85	322371.42	33	32	6
69	Year-Round Residence	Non-Participating	326227.52	322364.74	33	32	6
70	Year-Round Residence	Non-Participating	326258.55	322365.89	33	32	6

Table 7-8.1a: Cumulative Total Project Sound Level Modeling Results (Leq (8-Hour)) at Discrete Points - Sorted by Receptor ID [Residential and Non-Participating Receptors]

Modeling Receptor ID	Receptor Type	Participation Status	Coordinates NAD83 2011 State Plane New York Central (FIPS 3102)		Cumulative Maximum 8-hr Leq [dBA]	Project Only Maximum 8-hr Leq [dBA]	Fenner Wind Maximum 8-hr Leq [dBA]
			X (m)	Y (m)			
71	Year-Round Residence	Non-Participating	326274.10	322366.04	33	32	6
72	Year-Round Residence	Non-Participating	326289.72	322363.96	33	32	6
73	Year-Round Residence	Non-Participating	326324.44	322357.26	32	32	6
74	Year-Round Residence	Non-Participating	326340.61	322356.42	32	32	6
75	Year-Round Residence	Non-Participating	326447.94	322350.46	32	32	6
76	Year-Round Residence	Non-Participating	326434.67	322307.60	32	32	6
77	Year-Round Residence	Non-Participating	326433.90	322272.44	32	32	6
78	Year-Round Residence	Non-Participating	326467.63	322276.77	32	32	5
79	Year-Round Residence	Non-Participating	326464.91	322261.83	32	32	5
80	Year-Round Residence	Non-Participating	326460.67	322242.56	32	32	5
81	Year-Round Residence	Non-Participating	326456.49	322225.21	32	32	5
82	Year-Round Residence	Non-Participating	326422.04	322244.97	32	32	5
83	Year-Round Residence	Non-Participating	326456.47	322199.61	32	31	5
84	Year-Round Residence	Non-Participating	326426.47	322156.51	31	31	5
85	Year-Round Residence	Non-Participating	326455.56	322162.38	31	31	5
86	Year-Round Residence	Non-Participating	326474.82	322156.62	31	31	5
87	Year-Round Residence	Non-Participating	326473.89	322115.97	32	32	5
88	Year-Round Residence	Non-Participating	326494.70	322112.35	32	32	5
89	Year-Round Residence	Non-Participating	326521.89	322144.46	32	32	5
90	Year-Round Residence	Non-Participating	326525.65	322104.25	32	31	5
91	Year-Round Residence	Non-Participating	326559.22	322146.14	32	32	5
92	Year-Round Residence	Non-Participating	326560.55	322091.34	31	31	5
93	Year-Round Residence	Non-Participating	326565.70	322063.03	31	31	5
94	Year-Round Residence	Non-Participating	326577.01	322030.21	31	31	5
95	Year-Round Residence	Non-Participating	326586.64	321981.91	31	31	5
96	Year-Round Residence	Non-Participating	326621.58	322088.64	31	31	5
97	Year-Round Residence	Non-Participating	326623.57	322067.67	31	31	5
98	Year-Round Residence	Non-Participating	326453.54	322029.49	31	31	5
99	Year-Round Residence	Non-Participating	326476.38	322069.06	31	31	5
100	Year-Round Residence	Non-Participating	326356.15	321103.43	27	27	5
101	Year-Round Residence	Non-Participating	326204.28	321144.93	27	27	5
102	Year-Round Residence	Non-Participating	326675.85	320987.68	26	26	4
103	Year-Round Residence	Non-Participating	326680.94	320911.11	24	24	4
104	Year-Round Residence	Non-Participating	325631.11	321860.97	31	30	6
105	Year-Round Residence	Non-Participating	326747.88	320537.56	25	25	4

Table 7-8.1a: Cumulative Total Project Sound Level Modeling Results (Leq (8-Hour)) at Discrete Points - Sorted by Receptor ID [Residential and Non-Participating Receptors]

Modeling Receptor ID	Receptor Type	Participation Status	Coordinates NAD83 2011 State Plane New York Central (FIPS 3102)		Cumulative Maximum 8-hr Leq [dBA]	Project Only Maximum 8-hr Leq [dBA]	Fenner Wind Maximum 8-hr Leq [dBA]
			X (m)	Y (m)			
106	Year-Round Residence	Non-Participating	326769.58	320439.49	25	24	4
107	Year-Round Residence	Non-Participating	326757.47	320235.12	24	24	4
108	Year-Round Residence	Non-Participating	326649.77	320166.94	24	24	4
109	Year-Round Residence	Non-Participating	327107.05	321131.14	27	27	6
110	Year-Round Residence	Non-Participating	327100.78	321247.79	27	27	5
111	Year-Round Residence	Non-Participating	327260.08	321399.60	27	27	4
112	Year-Round Residence	Non-Participating	327356.80	320935.66	26	26	4
113	Year-Round Residence	Non-Participating	327370.63	320842.44	26	26	5
114	Year-Round Residence	Non-Participating	327352.24	320589.74	26	26	3
115	Year-Round Residence	Non-Participating	327283.70	320473.78	25	25	3
116	Year-Round Residence	Non-Participating	328217.19	321536.54	27	26	3
117	Year-Round Residence	Non-Participating	327395.38	320405.93	25	25	3
119	Year-Round Residence	Non-Participating	327443.98	320312.92	25	25	3
120	Year-Round Residence	Non-Participating	327877.12	320375.91	25	24	7
121	Year-Round Residence	Non-Participating	328174.72	320513.45	22	22	6
122	Year-Round Residence	Non-Participating	328253.83	320518.27	21	21	3
123	Year-Round Residence	Non-Participating	328180.55	320592.48	22	22	3
124	Year-Round Residence	Non-Participating	328172.35	320650.31	22	22	3
125	Year-Round Residence	Non-Participating	328299.81	320709.53	20	20	3
126	Year-Round Residence	Non-Participating	328419.92	320612.14	20	20	3
127	Year-Round Residence	Non-Participating	328508.22	320631.35	20	20	3
128	Year-Round Residence	Non-Participating	328148.73	320791.41	25	24	9
129	Year-Round Residence	Non-Participating	328152.43	320966.12	25	25	10
130	Year-Round Residence	Non-Participating	328226.95	320966.84	23	23	3
131	Year-Round Residence	Non-Participating	328214.86	321037.02	23	23	3
132	Year-Round Residence	Non-Participating	328195.35	321178.43	25	25	8
133	Year-Round Residence	Non-Participating	328248.10	321412.38	22	22	3
134	Year-Round Residence	Non-Participating	328163.61	321566.66	28	28	10
135	Year-Round Residence	Non-Participating	328293.42	321676.93	28	28	10
136	Year-Round Residence	Non-Participating	328296.22	321835.79	28	28	10
137	Year-Round Residence	Non-Participating	328289.17	321931.08	27	27	9
138	Year-Round Residence	Non-Participating	328303.17	322063.21	29	29	10
139	Year-Round Residence	Non-Participating	328284.81	322165.67	29	29	10
140	Year-Round Residence	Non-Participating	328410.05	322337.42	29	29	4
141	Year-Round Residence	Non-Participating	327224.97	321852.31	28	27	5

Table 7-8.1a: Cumulative Total Project Sound Level Modeling Results (Leq (8-Hour)) at Discrete Points - Sorted by Receptor ID [Residential and Non-Participating Receptors]

Modeling Receptor ID	Receptor Type	Participation Status	Coordinates NAD83 2011 State Plane New York Central (FIPS 3102)		Cumulative Maximum 8-hr Leq [dBA]	Project Only Maximum 8-hr Leq [dBA]	Fenner Wind Maximum 8-hr Leq [dBA]
			X (m)	Y (m)			
142	Year-Round Residence	Non-Participating	327284.95	321823.71	28	28	4
143	Year-Round Residence	Non-Participating	327302.32	321753.34	27	27	4
144	Year-Round Residence	Non-Participating	327354.12	321805.50	25	25	4
145	Year-Round Residence	Non-Participating	327377.69	321739.49	25	25	4
146	Year-Round Residence	Non-Participating	327130.85	321870.42	30	30	8
147	Year-Round Residence	Non-Participating	327101.69	321856.91	30	30	8
148	Year-Round Residence	Non-Participating	327113.65	321933.39	31	30	8
149	Year-Round Residence	Non-Participating	327051.71	321915.43	31	30	8
150	Year-Round Residence	Non-Participating	327089.10	322008.66	31	31	8
151	Year-Round Residence	Non-Participating	327051.28	322233.31	32	32	5
152	Year-Round Residence	Non-Participating	326831.30	322304.31	32	32	5
153	Year-Round Residence	Non-Participating	326815.90	322295.53	32	32	5
154	Year-Round Residence	Non-Participating	326768.36	322265.85	32	32	5
155	Year-Round Residence	Non-Participating	326807.24	322258.82	32	32	5
156	Year-Round Residence	Non-Participating	326762.58	322244.21	32	32	5
157	Year-Round Residence	Non-Participating	326803.42	322240.18	32	32	5
158	Year-Round Residence	Non-Participating	326761.36	322228.10	32	31	5
159	Year-Round Residence	Non-Participating	326759.92	322208.76	32	31	5
160	Year-Round Residence	Non-Participating	326803.67	322214.09	31	31	5
161	Year-Round Residence	Non-Participating	326760.72	322189.95	31	31	5
162	Year-Round Residence	Non-Participating	326800.15	322193.17	31	31	5
163	Year-Round Residence	Non-Participating	326753.85	322133.68	31	31	5
164	Year-Round Residence	Non-Participating	326759.84	322170.90	31	31	5
165	Year-Round Residence	Non-Participating	326796.75	322159.18	31	31	5
166	Year-Round Residence	Non-Participating	326797.74	322136.79	31	31	5
167	Year-Round Residence	Non-Participating	326775.14	322096.60	31	31	5
168	Year-Round Residence	Non-Participating	326755.65	322092.66	31	31	5
169	Year-Round Residence	Non-Participating	326716.36	322125.75	32	31	5
170	Year-Round Residence	Non-Participating	326730.36	322090.96	31	31	5
171	Year-Round Residence	Non-Participating	326706.98	322089.66	31	31	5
172	Year-Round Residence	Non-Participating	326684.02	322087.28	31	31	5
173	Year-Round Residence	Non-Participating	326670.84	322131.14	31	31	5
174	Year-Round Residence	Non-Participating	326667.40	322092.29	31	31	5
175	Year-Round Residence	Non-Participating	326650.10	322130.53	31	31	5
176	Year-Round Residence	Non-Participating	326649.80	322085.32	31	31	5

Table 7-8.1a: Cumulative Total Project Sound Level Modeling Results (Leq (8-Hour)) at Discrete Points - Sorted by Receptor ID [Residential and Non-Participating Receptors]

Modeling Receptor ID	Receptor Type	Participation Status	Coordinates NAD83 2011 State Plane New York Central (FIPS 3102)		Cumulative Maximum 8-hr Leq [dBA]	Project Only Maximum 8-hr Leq [dBA]	Fenner Wind Maximum 8-hr Leq [dBA]
			X (m)	Y (m)			
177	Year-Round Residence	Non-Participating	326620.03	322126.48	31	31	5
178	Year-Round Residence	Non-Participating	326634.00	322027.99	31	31	5
179	Year-Round Residence	Non-Participating	326554.28	322171.11	32	32	5
180	Year-Round Residence	Non-Participating	326612.56	322157.50	32	31	5
181	Year-Round Residence	Non-Participating	326610.46	322190.73	32	32	5
182	Year-Round Residence	Non-Participating	326553.32	322184.81	32	32	5
183	Year-Round Residence	Non-Participating	326540.47	322207.94	32	31	5
184	Year-Round Residence	Non-Participating	326539.82	322232.56	32	32	5
185	Year-Round Residence	Non-Participating	326611.16	322219.14	32	32	5
186	Year-Round Residence	Non-Participating	326533.84	322249.58	32	32	5
187	Year-Round Residence	Non-Participating	326603.48	322270.14	32	31	5
188	Year-Round Residence	Non-Participating	326532.28	322270.93	32	32	5
189	Year-Round Residence	Non-Participating	326598.50	322294.71	32	32	5
190	Year-Round Residence	Non-Participating	326591.79	322323.24	31	31	5
191	Year-Round Residence	Non-Participating	326595.31	322308.98	31	31	5
192	Year-Round Residence	Non-Participating	326589.55	322341.41	31	31	5
193	Year-Round Residence	Non-Participating	326676.31	322332.50	32	32	5
194	Year-Round Residence	Non-Participating	326161.71	322430.19	33	33	6
195	Year-Round Residence	Non-Participating	326044.14	322473.88	34	33	6
196	Year-Round Residence	Non-Participating	326071.94	322443.89	33	33	6
197	Year-Round Residence	Non-Participating	326095.46	322575.69	34	34	6
198	Year-Round Residence	Non-Participating	326082.16	322599.71	34	34	6
199	Year-Round Residence	Non-Participating	326067.54	322628.39	34	34	6
200	Year-Round Residence	Non-Participating	326049.40	322661.58	34	34	6
201	Year-Round Residence	Non-Participating	325919.00	322545.91	33	33	6
202	Year-Round Residence	Non-Participating	325916.89	322592.99	34	34	6
203	Year-Round Residence	Non-Participating	325949.51	322642.88	34	34	6
204	Year-Round Residence	Non-Participating	325966.22	322666.88	35	35	6
205	Year-Round Residence	Non-Participating	325978.97	322700.94	35	34	6
206	Year-Round Residence	Non-Participating	325963.05	322734.26	35	35	6
207	Year-Round Residence	Non-Participating	326012.30	322736.42	35	35	6
208	Year-Round Residence	Non-Participating	326002.32	322766.84	35	35	6
209	Year-Round Residence	Non-Participating	325989.38	322800.52	35	35	6
210	Year-Round Residence	Non-Participating	325940.04	322785.35	35	35	6
211	Year-Round Residence	Non-Participating	325929.00	322813.48	35	35	6

Table 7-8.1a: Cumulative Total Project Sound Level Modeling Results (Leq (8-Hour)) at Discrete Points - Sorted by Receptor ID [Residential and Non-Participating Receptors]

Modeling Receptor ID	Receptor Type	Participation Status	Coordinates NAD83 2011 State Plane New York Central (FIPS 3102)		Cumulative Maximum 8-hr Leq [dBA]	Project Only Maximum 8-hr Leq [dBA]	Fenner Wind Maximum 8-hr Leq [dBA]
			X (m)	Y (m)			
212	Year-Round Residence	Non-Participating	325976.43	322838.28	36	36	6
213	Year-Round Residence	Non-Participating	325920.05	322841.49	36	36	6
214	Year-Round Residence	Non-Participating	325959.23	322897.52	36	36	6
215	Year-Round Residence	Non-Participating	325996.76	322899.21	36	36	6
216	Year-Round Residence	Non-Participating	326031.60	322899.82	36	36	6
217	Year-Round Residence	Non-Participating	326035.96	322851.06	36	36	6
218	Year-Round Residence	Non-Participating	326067.37	322899.13	36	36	6
219	Year-Round Residence	Non-Participating	326094.56	322884.30	36	36	6
220	Year-Round Residence	Non-Participating	326109.80	322858.36	36	36	6
221	Year-Round Residence	Non-Participating	326128.03	322827.51	36	36	6
222	Year-Round Residence	Non-Participating	326071.83	322823.57	36	36	6
223	Year-Round Residence	Non-Participating	326087.69	322800.28	35	35	6
224	Year-Round Residence	Non-Participating	326146.78	322798.12	35	35	6
225	Year-Round Residence	Non-Participating	326160.23	322776.80	35	35	6
226	Year-Round Residence	Non-Participating	326109.75	322757.54	35	35	6
227	Year-Round Residence	Non-Participating	326084.61	322741.57	35	35	6
228	Year-Round Residence	Non-Participating	326056.12	322728.81	35	35	6
229	Year-Round Residence	Non-Participating	326078.93	322686.95	35	35	6
230	Year-Round Residence	Non-Participating	326251.05	322539.98	34	34	6
231	Year-Round Residence	Non-Participating	326253.25	322493.34	33	33	6
232	Year-Round Residence	Non-Participating	326212.36	322492.36	33	33	6
233	Year-Round Residence	Non-Participating	326249.71	322480.17	33	33	6
234	Year-Round Residence	Non-Participating	326214.01	322463.60	33	33	6
235	Year-Round Residence	Non-Participating	326213.45	322446.02	33	33	6
236	Year-Round Residence	Non-Participating	326199.53	322419.61	33	33	6
237	Year-Round Residence	Non-Participating	326304.35	322414.17	33	33	6
238	Year-Round Residence	Non-Participating	326327.43	322421.74	33	33	6
239	Year-Round Residence	Non-Participating	326397.02	322404.89	33	33	6
240	Year-Round Residence	Non-Participating	326432.58	322409.06	33	33	6
241	Year-Round Residence	Non-Participating	326460.49	322404.68	33	33	6
242	Year-Round Residence	Non-Participating	326529.08	322442.66	32	32	6
243	Year-Round Residence	Non-Participating	326504.26	322458.88	32	32	6
244	Year-Round Residence	Non-Participating	326453.62	322467.47	33	33	6
245	Year-Round Residence	Non-Participating	326489.87	322481.50	32	32	6
246	Year-Round Residence	Non-Participating	326442.42	322485.27	33	33	6

Table 7-8.1a: Cumulative Total Project Sound Level Modeling Results (Leq (8-Hour)) at Discrete Points - Sorted by Receptor ID [Residential and Non-Participating Receptors]

Modeling Receptor ID	Receptor Type	Participation Status	Coordinates NAD83 2011 State Plane New York Central (FIPS 3102)		Cumulative Maximum 8-hr Leq [dBA]	Project Only Maximum 8-hr Leq [dBA]	Fenner Wind Maximum 8-hr Leq [dBA]
			X (m)	Y (m)			
247	Year-Round Residence	Non-Participating	326479.68	322503.72	32	32	6
248	Year-Round Residence	Non-Participating	326426.41	322501.31	33	33	6
249	Year-Round Residence	Non-Participating	326456.19	322530.61	33	32	6
250	Year-Round Residence	Non-Participating	326466.70	322517.63	33	32	6
251	Year-Round Residence	Non-Participating	326416.00	322520.18	33	33	6
252	Year-Round Residence	Non-Participating	326227.00	322806.51	35	35	6
253	Year-Round Residence	Non-Participating	326210.33	322834.24	36	35	6
254	Year-Round Residence	Non-Participating	326195.41	322861.34	36	36	6
255	Year-Round Residence	Non-Participating	326177.72	322888.26	36	36	6
256	Year-Round Residence	Non-Participating	326191.78	322947.31	37	36	6
257	Year-Round Residence	Non-Participating	326150.47	323023.01	37	37	6
258	Year-Round Residence	Non-Participating	326109.80	323093.80	38	38	7
259	Year-Round Residence	Non-Participating	326072.00	323131.30	38	38	7
260	Year-Round Residence	Non-Participating	326035.11	323102.98	38	38	7
261	Year-Round Residence	Non-Participating	326056.55	323076.44	38	38	7
262	Year-Round Residence	Non-Participating	325970.90	323084.49	38	38	7
263	Year-Round Residence	Non-Participating	325936.56	323044.95	37	37	7
264	Year-Round Residence	Non-Participating	325904.31	323193.03	39	39	7
265	Year-Round Residence	Non-Participating	325943.43	323165.91	38	38	7
266	Year-Round Residence	Non-Participating	325688.94	323400.19	40	40	7
267	Year-Round Residence	Non-Participating	325817.19	323510.11	41	41	7
268	Year-Round Residence	Non-Participating	326764.17	322468.57	29	29	5
269	Year-Round Residence	Non-Participating	326667.97	322524.18	30	30	6
270	Year-Round Residence	Non-Participating	326667.19	322500.74	30	30	6
271	Year-Round Residence	Non-Participating	326667.43	322475.48	30	29	5
272	Year-Round Residence	Non-Participating	326772.46	322375.42	30	30	5
273	Year-Round Residence	Non-Participating	326794.69	322378.47	31	31	5
274	Year-Round Residence	Non-Participating	326835.43	322373.90	31	31	5
275	Year-Round Residence	Non-Participating	326857.51	322364.40	32	32	5
276	Year-Round Residence	Non-Participating	327017.05	322368.48	32	32	5
277	Year-Round Residence	Non-Participating	327014.10	322408.47	33	33	5
278	Year-Round Residence	Non-Participating	327070.14	322361.95	32	32	5
279	Year-Round Residence	Non-Participating	327064.61	322406.58	32	32	5
280	Year-Round Residence	Non-Participating	327062.33	322434.71	33	33	5
281	Year-Round Residence	Non-Participating	327012.01	322453.20	33	33	5

Table 7-8.1a: Cumulative Total Project Sound Level Modeling Results (Leq (8-Hour)) at Discrete Points - Sorted by Receptor ID [Residential and Non-Participating Receptors]

Modeling Receptor ID	Receptor Type	Participation Status	Coordinates NAD83 2011 State Plane New York Central (FIPS 3102)		Cumulative Maximum 8-hr Leq [dBA]	Project Only Maximum 8-hr Leq [dBA]	Fenner Wind Maximum 8-hr Leq [dBA]
			X (m)	Y (m)			
282	Year-Round Residence	Non-Participating	327052.19	322456.35	33	33	5
283	Year-Round Residence	Non-Participating	327011.15	322470.72	33	33	5
284	Year-Round Residence	Non-Participating	327049.08	322486.06	33	33	5
285	Year-Round Residence	Non-Participating	327006.93	322488.90	33	33	5
286	Year-Round Residence	Non-Participating	327009.30	322509.29	33	33	5
287	Year-Round Residence	Non-Participating	327049.92	322507.28	33	33	5
288	Year-Round Residence	Non-Participating	327047.19	322527.68	33	33	5
289	Year-Round Residence	Non-Participating	327010.17	322539.49	33	33	5
290	Year-Round Residence	Non-Participating	327048.54	322557.17	33	33	5
291	Year-Round Residence	Non-Participating	327008.82	322564.09	33	33	5
292	Year-Round Residence	Non-Participating	327007.63	322604.11	34	34	5
293	Year-Round Residence	Non-Participating	327045.16	322605.78	33	33	5
294	Year-Round Residence	Non-Participating	327036.80	322645.48	34	34	5
295	Year-Round Residence	Non-Participating	326993.27	322655.28	34	34	5
296	Year-Round Residence	Non-Participating	326996.76	322700.81	33	33	5
297	Year-Round Residence	Non-Participating	327036.11	322748.56	34	34	5
298	Year-Round Residence	Non-Participating	327035.61	322730.62	34	34	5
299	Year-Round Residence	Non-Participating	327000.50	322800.86	35	35	5
300	Year-Round Residence	Non-Participating	326998.44	322835.24	35	35	5
301	Year-Round Residence	Non-Participating	327005.40	322897.63	36	36	6
302	Year-Round Residence	Non-Participating	327001.16	322943.95	36	36	6
303	Year-Round Residence	Non-Participating	326998.03	322995.17	36	36	6
304	Year-Round Residence	Non-Participating	327057.28	322984.81	36	36	6
305	Year-Round Residence	Non-Participating	327063.23	323118.10	37	37	6
306	Year-Round Residence	Non-Participating	327084.97	322277.60	32	32	5
307	Year-Round Residence	Non-Participating	327101.06	322276.03	32	32	5
308	Year-Round Residence	Non-Participating	327092.26	322255.75	32	32	5
309	Year-Round Residence	Non-Participating	327118.07	322271.47	32	32	5
310	Year-Round Residence	Non-Participating	327107.75	322199.90	31	31	5
311	Year-Round Residence	Non-Participating	327113.54	322169.88	31	31	5
312	Year-Round Residence	Non-Participating	327123.78	322147.08	31	31	5
313	Year-Round Residence	Non-Participating	327125.02	322122.95	31	31	5
314	Year-Round Residence	Non-Participating	327158.31	322084.68	31	31	5
315	Year-Round Residence	Non-Participating	327160.79	322017.54	31	31	6
316	Year-Round Residence	Non-Participating	327165.20	321991.53	31	31	8

Table 7-8.1a: Cumulative Total Project Sound Level Modeling Results (Leq (8-Hour)) at Discrete Points - Sorted by Receptor ID [Residential and Non-Participating Receptors]

Modeling Receptor ID	Receptor Type	Participation Status	Coordinates NAD83 2011 State Plane New York Central (FIPS 3102)		Cumulative Maximum 8-hr Leq [dBA]	Project Only Maximum 8-hr Leq [dBA]	Fenner Wind Maximum 8-hr Leq [dBA]
			X (m)	Y (m)			
317	Year-Round Residence	Non-Participating	327185.01	321918.60	30	30	9
318	Year-Round Residence	Non-Participating	327132.91	322274.37	32	32	5
319	Year-Round Residence	Non-Participating	327162.34	322271.36	32	31	5
320	Year-Round Residence	Non-Participating	327114.11	322352.00	32	32	5
321	Year-Round Residence	Non-Participating	327132.91	322345.07	32	32	5
322	Year-Round Residence	Non-Participating	327148.05	322342.39	32	32	5
323	Year-Round Residence	Non-Participating	327168.67	322343.92	32	32	5
324	Year-Round Residence	Non-Participating	327202.22	322336.59	32	32	5
325	Year-Round Residence	Non-Participating	327319.35	322328.27	32	32	5
326	Year-Round Residence	Non-Participating	327273.31	322243.51	32	32	5
327	Year-Round Residence	Non-Participating	327224.69	322185.11	31	31	5
328	Year-Round Residence	Non-Participating	327289.47	322184.90	31	31	5
329	Year-Round Residence	Non-Participating	327295.13	322148.05	31	31	6
330	Year-Round Residence	Non-Participating	327247.53	322107.59	31	31	6
331	Year-Round Residence	Non-Participating	327297.36	322088.44	31	31	7
332	Year-Round Residence	Non-Participating	327247.87	322075.51	31	31	6
333	Year-Round Residence	Non-Participating	327295.30	322051.27	31	31	7
334	Year-Round Residence	Non-Participating	327246.89	322042.21	31	31	7
335	Year-Round Residence	Non-Participating	327239.89	321980.71	31	30	7
336	Year-Round Residence	Non-Participating	327294.91	322020.27	31	31	8
337	Year-Round Residence	Non-Participating	327295.96	321998.04	31	30	8
338	Year-Round Residence	Non-Participating	327317.86	322402.15	32	32	5
339	Year-Round Residence	Non-Participating	327355.37	322379.77	32	32	5
340	Year-Round Residence	Non-Participating	327387.67	322332.34	32	32	5
341	Year-Round Residence	Non-Participating	327436.74	322398.18	31	30	5
342	Year-Round Residence	Non-Participating	327487.04	322406.38	30	30	5
343	Year-Round Residence	Non-Participating	327439.61	322343.42	31	30	5
344	Year-Round Residence	Non-Participating	327578.97	322416.61	28	28	5
345	Year-Round Residence	Non-Participating	327671.56	322409.46	27	27	5
346	Year-Round Residence	Non-Participating	327708.66	322385.94	27	27	5
347	Year-Round Residence	Non-Participating	327737.69	322342.00	29	29	4
348	Year-Round Residence	Non-Participating	327518.29	322232.30	30	30	5
349	Year-Round Residence	Non-Participating	327593.63	322175.43	29	29	4
350	Year-Round Residence	Non-Participating	327774.36	322239.03	29	29	8
351	Year-Round Residence	Non-Participating	327864.16	322252.21	26	26	4

Table 7-8.1a: Cumulative Total Project Sound Level Modeling Results (Leq (8-Hour)) at Discrete Points - Sorted by Receptor ID [Residential and Non-Participating Receptors]

Modeling Receptor ID	Receptor Type	Participation Status	Coordinates NAD83 2011 State Plane New York Central (FIPS 3102)		Cumulative Maximum 8-hr Leq [dBA]	Project Only Maximum 8-hr Leq [dBA]	Fenner Wind Maximum 8-hr Leq [dBA]
			X (m)	Y (m)			
352	Year-Round Residence	Non-Participating	327826.81	322403.84	30	29	4
353	Year-Round Residence	Non-Participating	327746.85	322493.71	28	28	5
354	Year-Round Residence	Non-Participating	327758.44	322544.07	32	32	9
355	Year-Round Residence	Non-Participating	327784.93	322350.08	29	29	4
356	Year-Round Residence	Non-Participating	327875.00	322466.16	31	31	4
357	Year-Round Residence	Non-Participating	327741.07	322620.50	33	33	9
358	Year-Round Residence	Non-Participating	328115.21	322400.23	26	26	4
359	Year-Round Residence	Non-Participating	328080.29	322374.43	26	26	4
360	Year-Round Residence	Non-Participating	328167.59	322441.83	26	26	4
361	Year-Round Residence	Non-Participating	328245.38	322456.12	26	26	4
362	Year-Round Residence	Non-Participating	328243.96	322366.18	26	26	4
363	Year-Round Residence	Non-Participating	328505.63	322591.87	26	26	4
364	Year-Round Residence	Non-Participating	328604.56	322462.73	27	27	4
365	Year-Round Residence	Non-Participating	328657.15	322615.95	25	25	4
366	Year-Round Residence	Non-Participating	328591.63	322598.68	26	26	4
367	Year-Round Residence	Non-Participating	328730.35	322476.93	25	25	4
368	Year-Round Residence	Non-Participating	328765.82	322449.94	25	25	4
369	Year-Round Residence	Non-Participating	328804.74	322411.32	24	24	4
370	Year-Round Residence	Non-Participating	329071.43	322221.22	23	23	3
371	Year-Round Residence	Non-Participating	329113.31	322215.70	23	23	3
372	Year-Round Residence	Non-Participating	329262.00	322182.15	25	25	3
373	Year-Round Residence	Non-Participating	329215.75	322259.64	23	23	3
374	Year-Round Residence	Non-Participating	329242.99	322252.10	23	23	3
375	Year-Round Residence	Non-Participating	329546.99	322190.42	23	23	3
376	Year-Round Residence	Non-Participating	329633.74	322049.85	23	23	3
377	Year-Round Residence	Non-Participating	329680.48	322018.00	23	23	3
378	Year-Round Residence	Non-Participating	329887.83	321957.02	20	20	2
379	Year-Round Residence	Non-Participating	329943.11	321669.34	20	19	2
380	Year-Round Residence	Non-Participating	329902.24	321543.82	20	19	2
381	Year-Round Residence	Non-Participating	329960.18	321479.68	19	19	2
382	Year-Round Residence	Non-Participating	330037.86	321542.29	19	19	2
383	Year-Round Residence	Non-Participating	328668.88	320701.85	20	20	3
384	Year-Round Residence	Non-Participating	325747.82	322512.27	34	33	6
385	Year-Round Residence	Non-Participating	325691.36	322432.79	33	33	6
386	Year-Round Residence	Non-Participating	325362.64	322473.94	33	33	9

Table 7-8.1a: Cumulative Total Project Sound Level Modeling Results (Leq (8-Hour)) at Discrete Points - Sorted by Receptor ID [Residential and Non-Participating Receptors]

Modeling Receptor ID	Receptor Type	Participation Status	Coordinates NAD83 2011 State Plane New York Central (FIPS 3102)		Cumulative Maximum 8-hr Leq [dBA]	Project Only Maximum 8-hr Leq [dBA]	Fenner Wind Maximum 8-hr Leq [dBA]
			X (m)	Y (m)			
387	Year-Round Residence	Non-Participating	325260.28	322501.80	33	33	10
388	Year-Round Residence	Non-Participating	325202.18	322562.82	33	33	7
389	Year-Round Residence	Non-Participating	325221.35	322646.99	34	34	7
390	Year-Round Residence	Non-Participating	325131.89	322598.09	33	33	7
391	Year-Round Residence	Non-Participating	325085.68	322631.06	33	33	7
392	Year-Round Residence	Non-Participating	325035.21	322647.49	34	33	7
393	Year-Round Residence	Non-Participating	324888.97	322796.77	34	34	10
394	Year-Round Residence	Non-Participating	324602.97	323042.45	35	35	8
395	Year-Round Residence	Non-Participating	324475.83	322913.65	35	35	8
396	Year-Round Residence	Non-Participating	324407.34	322935.86	35	35	10
397	Year-Round Residence	Non-Participating	324446.86	322724.30	33	32	8
398	Year-Round Residence	Non-Participating	324572.41	322733.08	34	34	11
399	Year-Round Residence	Non-Participating	324536.65	322669.04	34	33	10
400	Year-Round Residence	Non-Participating	324387.22	322517.43	32	31	7
401	Year-Round Residence	Non-Participating	324427.60	322410.56	32	32	7
402	Year-Round Residence	Non-Participating	324386.26	322459.87	33	32	7
403	Year-Round Residence	Non-Participating	324348.99	322205.28	31	31	7
404	Year-Round Residence	Non-Participating	324459.52	322181.24	31	31	7
405	Year-Round Residence	Non-Participating	324372.32	321726.74	28	28	7
406	Year-Round Residence	Non-Participating	324464.71	321669.41	27	27	7
407	Year-Round Residence	Non-Participating	324450.11	321630.16	28	27	6
408	Year-Round Residence	Non-Participating	324352.67	321602.86	28	28	7
409	Year-Round Residence	Non-Participating	324306.07	321611.73	29	29	7
410	Year-Round Residence	Non-Participating	324361.75	321305.73	25	25	6
411	Year-Round Residence	Non-Participating	324279.94	321352.65	24	24	6
413	Year-Round Residence	Non-Participating	323942.85	321399.04	28	28	7
414	Year-Round Residence	Non-Participating	324501.52	321125.51	26	25	6
415	Year-Round Residence	Non-Participating	324752.92	320946.95	23	23	6
416	Year-Round Residence	Non-Participating	324684.12	320689.00	22	22	5
417	Year-Round Residence	Non-Participating	324760.65	320664.49	22	22	5
418	Year-Round Residence	Non-Participating	324945.95	321020.41	23	23	5
419	Year-Round Residence	Non-Participating	325245.51	321354.16	24	24	6
420	Year-Round Residence	Non-Participating	325140.17	321415.46	25	24	6
421	Year-Round Residence	Non-Participating	325273.19	321558.66	30	29	9
422	Year-Round Residence	Non-Participating	325171.43	321725.60	30	30	6

Table 7-8.1a: Cumulative Total Project Sound Level Modeling Results (Leq (8-Hour)) at Discrete Points - Sorted by Receptor ID [Residential and Non-Participating Receptors]

Modeling Receptor ID	Receptor Type	Participation Status	Coordinates NAD83 2011 State Plane New York Central (FIPS 3102)		Cumulative Maximum 8-hr Leq [dBA]	Project Only Maximum 8-hr Leq [dBA]	Fenner Wind Maximum 8-hr Leq [dBA]
			X (m)	Y (m)			
423	Year-Round Residence	Non-Participating	325059.93	321691.52	30	30	6
424	Year-Round Residence	Non-Participating	324976.24	321671.63	30	29	6
425	Year-Round Residence	Non-Participating	324901.86	321672.93	29	29	6
426	Year-Round Residence	Non-Participating	324870.24	321730.51	28	27	6
427	Year-Round Residence	Non-Participating	324705.38	321796.47	26	26	6
428	Year-Round Residence	Non-Participating	325411.66	321661.95	30	30	11
429	Year-Round Residence	Non-Participating	325467.09	321646.17	30	30	11
430	Year-Round Residence	Non-Participating	325612.56	321530.12	29	29	6
431	Year-Round Residence	Non-Participating	325714.35	321444.97	28	28	5
432	Year-Round Residence	Non-Participating	324202.08	322439.62	30	30	8
433	Year-Round Residence	Non-Participating	324165.19	322499.02	31	30	8
434	Year-Round Residence	Non-Participating	324085.25	322502.38	33	33	8
435	Year-Round Residence	Non-Participating	324004.12	322420.23	33	33	8
436	Year-Round Residence	Non-Participating	324053.58	322673.73	35	34	12
437	Year-Round Residence	Non-Participating	323896.71	322619.92	34	34	8
438	Year-Round Residence	Non-Participating	323774.65	322524.35	34	34	8
439	Year-Round Residence	Non-Participating	323707.95	322516.51	34	34	12
440	Year-Round Residence	Non-Participating	323304.56	322386.97	33	33	12
441	Year-Round Residence	Non-Participating	323114.67	322510.49	34	34	11
442	Year-Round Residence	Non-Participating	323207.32	322624.29	35	35	14
443	Year-Round Residence	Non-Participating	324004.61	323147.13	37	37	12
444	Year-Round Residence	Non-Participating	324049.94	323026.37	37	36	12
445	Year-Round Residence	Non-Participating	323933.25	323033.44	37	37	12
446	Year-Round Residence	Non-Participating	323780.69	323004.00	38	37	12
447	Year-Round Residence	Non-Participating	323873.40	323154.64	38	38	12
448	Year-Round Residence	Non-Participating	323550.58	323099.41	39	39	9
449	Year-Round Residence	Non-Participating	323317.56	323288.56	43	43	9
452	Year-Round Residence	Non-Participating	322888.01	323483.97	43	43	10
453	Year-Round Residence	Non-Participating	322840.82	323525.82	43	43	10
454	Year-Round Residence	Non-Participating	322770.63	323572.25	42	42	14
455	Year-Round Residence	Non-Participating	322644.45	323527.32	41	41	13
456	Year-Round Residence	Non-Participating	329977.58	321900.83	20	20	2
457	Year-Round Residence	Non-Participating	329948.82	321900.18	20	20	2
458	Year-Round Residence	Non-Participating	329905.24	322409.79	21	21	3
459	Year-Round Residence	Non-Participating	329939.53	322642.37	22	21	3

Table 7-8.1a: Cumulative Total Project Sound Level Modeling Results (Leq (8-Hour)) at Discrete Points - Sorted by Receptor ID [Residential and Non-Participating Receptors]

Modeling Receptor ID	Receptor Type	Participation Status	Coordinates NAD83 2011 State Plane New York Central (FIPS 3102)		Cumulative Maximum 8-hr Leq [dBA]	Project Only Maximum 8-hr Leq [dBA]	Fenner Wind Maximum 8-hr Leq [dBA]
			X (m)	Y (m)			
460	Year-Round Residence	Non-Participating	329857.45	322954.04	22	22	3
461	Year-Round Residence	Non-Participating	329984.68	323336.66	26	26	3
463	Year-Round Residence	Non-Participating	329945.77	323417.71	26	26	3
464	Year-Round Residence	Non-Participating	330011.66	323421.52	26	26	3
465	Year-Round Residence	Non-Participating	330330.72	323227.03	25	25	3
466	Year-Round Residence	Non-Participating	330332.33	322871.69	22	22	3
467	Year-Round Residence	Non-Participating	330441.67	322861.44	23	23	2
468	Year-Round Residence	Non-Participating	330083.48	323608.56	26	26	3
469	Year-Round Residence	Non-Participating	330003.59	323684.98	27	27	3
470	Year-Round Residence	Non-Participating	330027.36	323878.58	27	27	3
471	Year-Round Residence	Non-Participating	330020.19	323990.33	26	26	3
472	Year-Round Residence	Non-Participating	330136.74	324043.02	26	26	3
473	Year-Round Residence	Non-Participating	329949.10	324269.09	27	27	4
474	Year-Round Residence	Non-Participating	330124.85	324574.71	23	23	4
475	Year-Round Residence	Non-Participating	330085.38	324828.88	23	23	4
476	Year-Round Residence	Non-Participating	330115.34	324892.78	27	27	4
477	Year-Round Residence	Non-Participating	330103.04	324933.39	27	27	4
478	Year-Round Residence	Non-Participating	330086.62	325001.42	27	27	4
479	Year-Round Residence	Non-Participating	330079.64	325047.71	27	27	4
480	Year-Round Residence	Non-Participating	329997.46	325045.73	26	26	4
482	Year-Round Residence	Non-Participating	330113.43	325099.39	27	27	4
483	Year-Round Residence	Non-Participating	330134.52	325086.91	27	26	4
485	Year-Round Residence	Non-Participating	330018.53	325123.85	27	27	4
486	Year-Round Residence	Non-Participating	330018.26	325137.96	27	27	4
487	Year-Round Residence	Non-Participating	330059.68	325166.72	26	26	4
488	Year-Round Residence	Non-Participating	330013.69	325173.69	25	25	4
489	Year-Round Residence	Non-Participating	330008.05	325238.32	25	25	4
490	Year-Round Residence	Non-Participating	330049.72	325214.38	26	26	4
492	Year-Round Residence	Non-Participating	330026.74	325413.79	23	23	4
493	Year-Round Residence	Non-Participating	330099.09	325334.14	26	26	4
494	Year-Round Residence	Non-Participating	330129.64	325363.92	26	26	4
495	Year-Round Residence	Non-Participating	330088.31	325520.28	26	26	4
496	Year-Round Residence	Non-Participating	330133.94	325713.33	25	25	4
497	Year-Round Residence	Non-Participating	330131.85	325852.80	26	26	4
498	Year-Round Residence	Non-Participating	330634.49	326436.65	23	23	4

Table 7-8.1a: Cumulative Total Project Sound Level Modeling Results (Leq (8-Hour)) at Discrete Points - Sorted by Receptor ID [Residential and Non-Participating Receptors]

Modeling Receptor ID	Receptor Type	Participation Status	Coordinates NAD83 2011 State Plane New York Central (FIPS 3102)		Cumulative Maximum 8-hr Leq [dBA]	Project Only Maximum 8-hr Leq [dBA]	Fenner Wind Maximum 8-hr Leq [dBA]
			X (m)	Y (m)			
499	Year-Round Residence	Non-Participating	330209.52	325108.52	26	26	4
500	Year-Round Residence	Non-Participating	330550.59	325053.24	25	25	4
501	Year-Round Residence	Non-Participating	331113.94	325036.38	24	24	7
502	Year-Round Residence	Non-Participating	331081.03	325125.58	24	24	7
503	Year-Round Residence	Non-Participating	331043.77	324903.13	24	24	3
504	Year-Round Residence	Non-Participating	330005.17	323534.69	26	26	3
505	Year-Round Residence	Non-Participating	329868.36	323565.09	27	27	3
506	Year-Round Residence	Non-Participating	329347.94	323933.87	28	28	4
507	Year-Round Residence	Non-Participating	329261.79	324196.51	27	27	4
508	Year-Round Residence	Non-Participating	327288.39	323447.52	39	39	6
509	Year-Round Residence	Non-Participating	327335.06	323449.52	39	39	6
510	Year-Round Residence	Non-Participating	327391.76	323456.44	39	39	6
511	Year-Round Residence	Non-Participating	327576.50	323465.03	39	39	5
512	Year-Round Residence	Non-Participating	328047.11	323631.85	37	37	5
513	Year-Round Residence	Non-Participating	328120.53	323632.51	36	36	5
514	Year-Round Residence	Non-Participating	328089.58	323546.51	37	37	5
515	Year-Round Residence	Non-Participating	328484.82	323537.93	34	34	5
516	Year-Round Residence	Non-Participating	328672.21	323635.95	33	33	5
517	Year-Round Residence	Non-Participating	328845.65	323707.96	31	31	4
518	Year-Round Residence	Non-Participating	329095.79	323724.23	29	29	4
519	Year-Round Residence	Non-Participating	329151.41	324162.39	27	27	4
520	Year-Round Residence	Non-Participating	329226.49	324277.09	27	27	4
521	Year-Round Residence	Non-Participating	329479.82	324404.19	26	26	4
522	Year-Round Residence	Non-Participating	329505.25	324598.68	26	26	4
523	Year-Round Residence	Non-Participating	329552.43	324699.69	25	25	4
524	Year-Round Residence	Non-Participating	329811.75	325017.99	24	24	4
526	Year-Round Residence	Non-Participating	328948.12	324656.34	25	25	5
527	Year-Round Residence	Non-Participating	328542.55	324881.84	36	36	5
528	Year-Round Residence	Non-Participating	328724.14	324956.55	35	35	5
529	Year-Round Residence	Non-Participating	328534.45	324976.61	36	36	6
530	Year-Round Residence	Non-Participating	328333.33	325321.72	37	37	6
531	Year-Round Residence	Non-Participating	328415.82	325312.78	36	36	6
532	Year-Round Residence	Non-Participating	328667.48	325315.61	34	34	6
533	Year-Round Residence	Non-Participating	329056.75	325208.36	31	31	5
534	Year-Round Residence	Non-Participating	329104.31	325224.48	31	31	5

Table 7-8.1a: Cumulative Total Project Sound Level Modeling Results (Leq (8-Hour)) at Discrete Points - Sorted by Receptor ID [Residential and Non-Participating Receptors]

Modeling Receptor ID	Receptor Type	Participation Status	Coordinates NAD83 2011 State Plane New York Central (FIPS 3102)		Cumulative Maximum 8-hr Leq [dBA]	Project Only Maximum 8-hr Leq [dBA]	Fenner Wind Maximum 8-hr Leq [dBA]
			X (m)	Y (m)			
535	Year-Round Residence	Non-Participating	329171.23	325228.41	31	31	5
536	Year-Round Residence	Non-Participating	329416.20	325057.07	30	30	5
537	Year-Round Residence	Non-Participating	327087.71	323490.62	40	40	6
538	Year-Round Residence	Non-Participating	326996.77	323448.82	40	40	6
539	Year-Round Residence	Non-Participating	327028.98	323617.64	41	41	6
540	Year-Round Residence	Non-Participating	327012.42	323661.50	42	42	6
541	Year-Round Residence	Non-Participating	326962.47	323754.45	43	43	6
542	Year-Round Residence	Non-Participating	326946.82	323784.39	43	43	6
543	Year-Round Residence	Non-Participating	326931.48	323842.78	43	43	6
552	Year-Round Residence	Non-Participating	326755.39	325346.80	42	42	8
553	Year-Round Residence	Non-Participating	327187.08	325373.13	44	44	7
554	Year-Round Residence	Non-Participating	327684.86	325423.87	43	43	7
555	Year-Round Residence	Non-Participating	327986.87	325353.51	41	41	6
556	Year-Round Residence	Non-Participating	328153.86	325350.10	39	39	6
557	Year-Round Residence	Non-Participating	328156.33	325593.76	37	37	6
558	Year-Round Residence	Non-Participating	327981.66	325844.33	36	36	7
559	Year-Round Residence	Non-Participating	328020.08	326073.13	34	34	7
560	Year-Round Residence	Non-Participating	327572.80	326269.47	33	33	7
561	Year-Round Residence	Non-Participating	327421.78	326374.56	34	34	13
562	Year-Round Residence	Non-Participating	327466.54	326447.32	34	34	8
563	Year-Round Residence	Non-Participating	327098.61	326609.78	33	33	14
564	Year-Round Residence	Non-Participating	327018.60	326644.87	33	33	14
565	Year-Round Residence	Non-Participating	327038.44	326770.60	33	33	14
566	Year-Round Residence	Non-Participating	326830.62	326745.87	33	33	14
567	Year-Round Residence	Non-Participating	326755.68	326841.46	33	32	14
568	Year-Round Residence	Non-Participating	326594.75	326866.98	33	32	14
569	Year-Round Residence	Non-Participating	326506.05	326868.43	33	32	14
570	Year-Round Residence	Non-Participating	326639.50	326964.12	32	32	14
571	Year-Round Residence	Non-Participating	326564.98	327009.89	32	32	14
572	Year-Round Residence	Non-Participating	326701.57	327022.18	32	32	14
573	Year-Round Residence	Non-Participating	326607.05	327077.44	32	32	14
574	Year-Round Residence	Non-Participating	326739.57	327093.25	32	31	14
575	Year-Round Residence	Non-Participating	326855.73	327172.07	31	31	14
576	Year-Round Residence	Non-Participating	326659.48	327221.49	31	31	14
577	Year-Round Residence	Non-Participating	326775.48	327244.34	31	31	14

Table 7-8.1a: Cumulative Total Project Sound Level Modeling Results (Leq (8-Hour)) at Discrete Points - Sorted by Receptor ID [Residential and Non-Participating Receptors]

Modeling Receptor ID	Receptor Type	Participation Status	Coordinates NAD83 2011 State Plane New York Central (FIPS 3102)		Cumulative Maximum 8-hr Leq [dBA]	Project Only Maximum 8-hr Leq [dBA]	Fenner Wind Maximum 8-hr Leq [dBA]
			X (m)	Y (m)			
578	Year-Round Residence	Non-Participating	326695.98	327292.67	31	31	14
579	Year-Round Residence	Non-Participating	326792.03	327297.26	31	31	14
580	Year-Round Residence	Non-Participating	326896.33	327387.16	30	30	15
581	Year-Round Residence	Non-Participating	326908.21	327453.02	30	30	15
582	Year-Round Residence	Non-Participating	328464.84	322714.81	26	26	4
583	Year-Round Residence	Non-Participating	328548.86	322814.99	27	26	4
584	Year-Round Residence	Non-Participating	328501.26	322867.24	27	27	4
585	Year-Round Residence	Non-Participating	328475.00	323052.29	29	29	4
586	Year-Round Residence	Non-Participating	330070.41	326271.36	22	22	5
587	Year-Round Residence	Non-Participating	329980.77	326335.86	26	25	5
588	Year-Round Residence	Non-Participating	329865.75	326348.73	26	26	5
590	Year-Round Residence	Non-Participating	329909.52	326586.66	25	24	5
591	Year-Round Residence	Non-Participating	329674.57	326862.50	22	22	5
592	Year-Round Residence	Non-Participating	329741.46	327247.66	21	21	5
593	Year-Round Residence	Non-Participating	329667.33	327452.83	21	21	5
594	Year-Round Residence	Non-Participating	329786.61	327570.30	23	23	5
595	Year-Round Residence	Non-Participating	329659.26	327523.82	23	23	5
596	Year-Round Residence	Non-Participating	329665.46	327778.01	20	20	6
597	Year-Round Residence	Non-Participating	329876.60	327713.09	22	22	5
598	Year-Round Residence	Non-Participating	329690.66	326380.12	26	26	5
599	Year-Round Residence	Non-Participating	329493.20	326408.86	23	23	5
600	Year-Round Residence	Non-Participating	329088.24	326818.38	28	27	6
601	Year-Round Residence	Non-Participating	328838.10	327314.44	26	26	6
603	Year-Round Residence	Non-Participating	328540.83	327937.99	25	25	7
604	Year-Round Residence	Non-Participating	328548.14	328125.00	26	26	7
605	Year-Round Residence	Non-Participating	328511.74	328266.48	25	25	7
606	Year-Round Residence	Non-Participating	328475.05	328349.28	25	25	7
607	Year-Round Residence	Non-Participating	328476.55	328401.65	24	24	7
608	Year-Round Residence	Non-Participating	328381.01	328457.39	26	25	13
609	Year-Round Residence	Non-Participating	327895.13	327465.04	29	29	14
610	Year-Round Residence	Non-Participating	327415.20	327653.33	29	29	14
611	Year-Round Residence	Non-Participating	327588.98	327484.75	29	29	14
612	Year-Round Residence	Non-Participating	327835.02	327094.72	30	30	14
613	Year-Round Residence	Non-Participating	327781.47	327118.13	30	30	11
614	Year-Round Residence	Non-Participating	327762.70	327142.24	30	30	9

Table 7-8.1a: Cumulative Total Project Sound Level Modeling Results (Leq (8-Hour)) at Discrete Points - Sorted by Receptor ID [Residential and Non-Participating Receptors]

Modeling Receptor ID	Receptor Type	Participation Status	Coordinates NAD83 2011 State Plane New York Central (FIPS 3102)		Cumulative Maximum 8-hr Leq [dBA]	Project Only Maximum 8-hr Leq [dBA]	Fenner Wind Maximum 8-hr Leq [dBA]
			X (m)	Y (m)			
615	Year-Round Residence	Non-Participating	327678.01	326917.60	31	31	8
616	Year-Round Residence	Non-Participating	327470.70	326839.66	32	32	14
617	Year-Round Residence	Non-Participating	326708.71	325510.49	41	41	8
618	Year-Round Residence	Non-Participating	326712.96	325555.38	41	41	8
619	Year-Round Residence	Non-Participating	326695.20	325726.06	40	40	8
621	Year-Round Residence	Non-Participating	326701.99	326079.42	36	36	8
622	Year-Round Residence	Non-Participating	326602.66	326054.42	37	37	8
623	Year-Round Residence	Non-Participating	326586.41	326168.23	36	36	9
624	Year-Round Residence	Non-Participating	326584.79	326238.63	36	36	9
625	Year-Round Residence	Non-Participating	326411.39	326280.73	36	36	9
626	Year-Round Residence	Non-Participating	326477.82	326395.59	35	35	9
627	Year-Round Residence	Non-Participating	326441.62	326451.40	35	35	9
628	Year-Round Residence	Non-Participating	326401.74	326599.84	34	34	9
629	Year-Round Residence	Non-Participating	326481.82	326785.91	33	33	14
630	Year-Round Residence	Non-Participating	326414.92	326914.05	32	32	14
631	Year-Round Residence	Non-Participating	326326.64	326919.04	32	31	14
632	Year-Round Residence	Non-Participating	326246.96	326933.13	31	31	14
633	Year-Round Residence	Non-Participating	326142.75	326931.26	31	31	14
634	Year-Round Residence	Non-Participating	325950.33	326982.90	32	31	13
635	Year-Round Residence	Non-Participating	325740.63	327009.10	32	32	13
636	Year-Round Residence	Non-Participating	325672.13	327507.94	31	31	14
637	Year-Round Residence	Non-Participating	325700.00	327630.91	31	30	13
638	Year-Round Residence	Non-Participating	325672.34	328040.57	27	27	11
639	Year-Round Residence	Non-Participating	325746.08	328063.11	27	27	11
640	Year-Round Residence	Non-Participating	325691.72	328124.28	30	29	16
641	Year-Round Residence	Non-Participating	325711.11	328221.86	29	29	16
642	Year-Round Residence	Non-Participating	325744.19	328336.83	29	29	17
643	Year-Round Residence	Non-Participating	325674.29	328375.31	29	29	17
644	Year-Round Residence	Non-Participating	326012.20	328401.63	29	28	16
645	Year-Round Residence	Non-Participating	326152.27	328506.18	27	26	11
646	Year-Round Residence	Non-Participating	326113.01	328409.67	29	28	16
647	Year-Round Residence	Non-Participating	326212.02	328424.82	28	28	16
648	Year-Round Residence	Non-Participating	326318.65	328501.06	28	28	16
649	Year-Round Residence	Non-Participating	326410.82	328582.70	27	27	15
650	Year-Round Residence	Non-Participating	326493.76	328550.96	28	27	16

Table 7-8.1a: Cumulative Total Project Sound Level Modeling Results (Leq (8-Hour)) at Discrete Points - Sorted by Receptor ID [Residential and Non-Participating Receptors]

Modeling Receptor ID	Receptor Type	Participation Status	Coordinates NAD83 2011 State Plane New York Central (FIPS 3102)		Cumulative Maximum 8-hr Leq [dBA]	Project Only Maximum 8-hr Leq [dBA]	Fenner Wind Maximum 8-hr Leq [dBA]
			X (m)	Y (m)			
651	Year-Round Residence	Non-Participating	326851.80	328497.00	28	27	15
652	Year-Round Residence	Non-Participating	326613.69	328392.95	28	28	16
653	Year-Round Residence	Non-Participating	326572.88	325697.83	40	40	8
654	Year-Round Residence	Non-Participating	326496.07	325713.02	40	40	8
655	Year-Round Residence	Non-Participating	326404.00	325722.64	41	41	8
656	Year-Round Residence	Non-Participating	326367.51	325624.10	42	42	8
657	Year-Round Residence	Non-Participating	326332.81	325715.92	41	41	12
658	Year-Round Residence	Non-Participating	326307.12	325606.54	42	42	8
659	Year-Round Residence	Non-Participating	326269.00	325693.83	42	42	14
660	Year-Round Residence	Non-Participating	326224.58	325615.64	43	43	13
661	Year-Round Residence	Non-Participating	326198.44	325709.84	42	42	15
662	Year-Round Residence	Non-Participating	325969.48	325710.06	42	42	15
663	Year-Round Residence	Non-Participating	325700.57	326014.11	38	38	10
664	Year-Round Residence	Non-Participating	325743.82	326057.97	38	38	10
665	Year-Round Residence	Non-Participating	325751.65	326129.23	37	37	10
666	Year-Round Residence	Non-Participating	325754.69	326203.32	37	36	10
667	Year-Round Residence	Non-Participating	325736.82	326261.21	36	36	10
668	Year-Round Residence	Non-Participating	325744.91	326331.06	35	35	10
669	Year-Round Residence	Non-Participating	325747.75	326429.03	34	34	14
670	Year-Round Residence	Non-Participating	325750.08	326486.12	34	34	15
671	Year-Round Residence	Non-Participating	325854.60	326663.33	33	33	14
672	Year-Round Residence	Non-Participating	325425.65	326994.85	33	32	13
673	Year-Round Residence	Non-Participating	325104.03	327882.84	31	31	12
674	Year-Round Residence	Non-Participating	325016.17	327892.05	31	31	12
675	Year-Round Residence	Non-Participating	324942.80	328055.65	31	30	12
676	Year-Round Residence	Non-Participating	324115.74	328036.99	33	32	14
677	Year-Round Residence	Non-Participating	324313.27	327911.51	33	32	13
678	Year-Round Residence	Non-Participating	324383.65	327571.59	34	33	13
679	Year-Round Residence	Non-Participating	324665.78	327336.01	34	33	12
681	Year-Round Residence	Non-Participating	325155.76	326738.40	33	32	14
682	Year-Round Residence	Non-Participating	325269.53	325663.08	39	38	13
683	Year-Round Residence	Non-Participating	325279.20	325628.61	39	39	13
684	Year-Round Residence	Non-Participating	325296.66	325606.08	39	39	13
685	Year-Round Residence	Non-Participating	325319.64	325594.68	39	39	13
686	Year-Round Residence	Non-Participating	325607.20	325343.89	43	43	12

Table 7-8.1a: Cumulative Total Project Sound Level Modeling Results (Leq (8-Hour)) at Discrete Points - Sorted by Receptor ID [Residential and Non-Participating Receptors]

Modeling Receptor ID	Receptor Type	Participation Status	Coordinates NAD83 2011 State Plane New York Central (FIPS 3102)		Cumulative Maximum 8-hr Leq [dBA]	Project Only Maximum 8-hr Leq [dBA]	Fenner Wind Maximum 8-hr Leq [dBA]
			X (m)	Y (m)			
687	Year-Round Residence	Non-Participating	323607.51	327541.12	37	37	14
688	Year-Round Residence	Non-Participating	323634.85	327473.47	38	37	14
689	Year-Round Residence	Non-Participating	323667.47	327422.53	38	37	14
690	Year-Round Residence	Non-Participating	323743.37	327378.89	38	38	15
691	Year-Round Residence	Non-Participating	323948.14	326728.54	40	40	13
692	Year-Round Residence	Non-Participating	323917.32	326574.41	41	40	13
693	Year-Round Residence	Non-Participating	323939.22	326503.06	40	39	12
694	Year-Round Residence	Non-Participating	324022.63	326186.20	37	36	12
696	Year-Round Residence	Non-Participating	324194.77	325741.25	40	38	11
697	Year-Round Residence	Non-Participating	324282.81	325570.53	41	39	11
698	Year-Round Residence	Non-Participating	324363.05	325478.61	41	39	11
699	Year-Round Residence	Non-Participating	324594.92	324913.88	43	42	10
700	Year-Round Residence	Non-Participating	324831.93	324371.68	40	40	9
701	Year-Round Residence	Non-Participating	324991.93	323830.97	38	38	8
703	Year-Round Residence	Non-Participating	322846.05	326170.30	43	42	14
704	Year-Round Residence	Non-Participating	322857.95	326139.50	43	42	14
705	Year-Round Residence	Non-Participating	323158.90	325496.31	40	39	12
706	Year-Round Residence	Non-Participating	323320.03	324905.64	42	40	11
708	Year-Round Residence	Non-Participating	323690.28	324591.21	45	44	10
709	Year-Round Residence	Non-Participating	323599.59	324540.28	44	43	11
710	Year-Round Residence	Non-Participating	324371.67	323917.57	40	40	9
711	Year-Round Residence	Non-Participating	322599.52	325185.83	39	39	12
713	Year-Round Residence	Non-Participating	323281.10	323143.80	41	41	9
714	Seasonal Residence	Non-Participating	325745.16	321821.92	30	30	6
715	Seasonal Residence	Non-Participating	326701.27	325635.06	40	40	8
716	Seasonal Residence	Non-Participating	325343.12	327976.48	29	29	12
717	Seasonal Residence	Non-Participating	325366.04	327983.59	29	28	12
718	Seasonal Residence	Non-Participating	325345.23	327936.13	29	29	12
719	Seasonal Residence	Non-Participating	325377.89	327944.19	27	26	12
720	Seasonal Residence	Non-Participating	325400.21	327958.17	26	25	11
721	Seasonal Residence	Non-Participating	325356.06	327914.30	29	29	12
722	Seasonal Residence	Non-Participating	325371.98	327892.02	29	28	11
723	Seasonal Residence	Non-Participating	325400.05	327932.38	26	25	11
724	Seasonal Residence	Non-Participating	325402.60	327910.25	26	26	11
725	Seasonal Residence	Non-Participating	325418.02	327904.20	26	26	11

Table 7-8.1a: Cumulative Total Project Sound Level Modeling Results (Leq (8-Hour)) at Discrete Points - Sorted by Receptor ID [Residential and Non-Participating Receptors]

Modeling Receptor ID	Receptor Type	Participation Status	Coordinates NAD83 2011 State Plane New York Central (FIPS 3102)		Cumulative Maximum 8-hr Leq [dBA]	Project Only Maximum 8-hr Leq [dBA]	Fenner Wind Maximum 8-hr Leq [dBA]
			X (m)	Y (m)			
726	Seasonal Residence	Non-Participating	325409.08	327888.46	26	26	11
727	Seasonal Residence	Non-Participating	325419.54	327876.89	26	26	11
728	Seasonal Residence	Non-Participating	325413.45	328009.73	27	26	11
729	Seasonal Residence	Non-Participating	325393.45	327973.71	27	26	12
730	Seasonal Residence	Non-Participating	325454.06	328015.84	26	25	11
731	Seasonal Residence	Non-Participating	325480.37	328044.51	26	25	11
732	Seasonal Residence	Non-Participating	325490.48	328033.29	26	25	11
733	Seasonal Residence	Non-Participating	325471.95	328003.69	26	25	11
734	Seasonal Residence	Non-Participating	325483.03	327995.61	26	25	11
735	Seasonal Residence	Non-Participating	325547.38	328013.83	27	26	11
736	Seasonal Residence	Non-Participating	325563.23	328024.46	27	26	11
737	Seasonal Residence	Non-Participating	325516.86	328018.94	27	26	11
738	Seasonal Residence	Non-Participating	325514.02	328002.52	27	26	11
739	Seasonal Residence	Non-Participating	325531.43	327979.98	26	25	11
740	Seasonal Residence	Non-Participating	325629.78	328003.20	27	27	11
741	Seasonal Residence	Non-Participating	325543.56	327921.70	26	25	11
742	Seasonal Residence	Non-Participating	325596.85	327929.07	26	25	11
743	Seasonal Residence	Non-Participating	325583.77	327965.54	26	25	11
744	Seasonal Residence	Non-Participating	325602.10	327960.98	26	25	11
745	Seasonal Residence	Non-Participating	325561.30	327937.44	26	25	11
746	Seasonal Residence	Non-Participating	325446.29	328026.82	26	25	11
747	Seasonal Residence	Non-Participating	325658.48	328135.24	30	29	16
748	Seasonal Residence	Non-Participating	325661.48	326324.43	35	35	10
878	Year-Round Residence	Non-Participating	325945.81	326888.42	32	32	14
940	Year-Round Residence	Non-Participating	327613.59	320420.17	25	25	7
998	Year-Round Residence	Non-Participating	324166.93	321721.96	30	29	7
1003	Year-Round Residence	Non-Participating	324046.35	321189.46	24	24	6
1025	Year-Round Residence	Non-Participating	330339.16	322901.61	22	22	3
1122	Year-Round Residence	Non-Participating	325000.23	327144.27	33	33	13
1129	Year-Round Residence	Non-Participating	324047.36	325972.98	38	36	12
1144	Year-Round Residence	Non-Participating	325887.36	323375.87	40	40	7
1145	Year-Round Residence	Non-Participating	325890.11	323346.79	40	40	7
1147	Year-Round Residence	Non-Participating	329880.15	322685.06	22	22	3
1148	Year-Round Residence	Non-Participating	329952.55	325105.23	27	27	4
1152	Year-Round Residence	Non-Participating	328507.39	328156.85	26	26	7

Table 7-8.1a: Cumulative Total Project Sound Level Modeling Results (Leq (8-Hour)) at Discrete Points - Sorted by Receptor ID [Residential and Non-Participating Receptors]

Modeling Receptor ID	Receptor Type	Participation Status	Coordinates NAD83 2011 State Plane New York Central (FIPS 3102)		Cumulative Maximum 8-hr Leq [dBA]	Project Only Maximum 8-hr Leq [dBA]	Fenner Wind Maximum 8-hr Leq [dBA]
			X (m)	Y (m)			
1156	Seasonal Residence	Non-Participating	323927.02	326942.58	40	39	13
1163	Year-Round Residence	Non-Participating	324570.27	327397.25	34	33	12
1164	Year-Round Residence	Non-Participating	324599.72	327375.63	34	33	12
1166	Year-Round Residence	Non-Participating	325724.92	327986.21	27	26	11
1167	Year-Round Residence	Non-Participating	326355.85	328616.48	26	25	10
1168	Year-Round Residence	Non-Participating	326482.93	326886.36	33	32	14
1169	Year-Round Residence	Non-Participating	326681.45	327386.34	31	30	14
1171	Year-Round Residence	Non-Participating	327603.15	325435.83	43	43	7
1173	Year-Round Residence	Non-Participating	326836.02	324708.98	45	45	7
1174	Year-Round Residence	Non-Participating	328258.97	324981.09	39	39	6
1176	Year-Round Residence	Non-Participating	330335.09	324905.12	26	26	4
1177	Year-Round Residence	Non-Participating	330153.01	325466.87	25	25	4
1178	Year-Round Residence	Non-Participating	324583.88	320893.66	25	25	6
1179	Year-Round Residence	Non-Participating	327064.62	323283.95	38	38	6
1183	Year-Round Residence	Non-Participating	328511.02	322768.13	27	26	4
1224	Year-Round Residence	Non-Participating	316822.82	329014.14	39	37	34
1275	Year-Round Residence	Non-Participating	322070.83	327704.69	37	37	22
1365	Year-Round Residence	Non-Participating	320539.86	330746.94	33	29	31
1406	Year-Round Residence	Non-Participating	319551.11	322646.06	27	27	11
1409	Year-Round Residence	Non-Participating	323113.39	320090.60	25	25	6
1419	Seasonal Residence	Non-Participating	313209.56	328767.83	27	25	20
1421	Seasonal Residence	Non-Participating	316258.35	332105.08	47	26	47
1422	Seasonal Residence	Non-Participating	317821.10	332559.73	44	26	44
1423	Seasonal Residence	Non-Participating	316491.12	329705.46	39	33	38
1425	Seasonal Residence	Non-Participating	313664.39	325982.83	26	24	21
1426	Seasonal Residence	Non-Participating	316087.96	326037.01	37	37	21
1427	Seasonal Residence	Non-Participating	316116.75	325871.01	36	36	18
1428	Seasonal Residence	Non-Participating	315968.20	326636.82	39	38	20
1430	Seasonal Residence	Non-Participating	320063.55	329354.58	38	38	29
1432	Seasonal Residence	Non-Participating	319185.70	326447.45	41	41	19
1433	Seasonal Residence	Non-Participating	319901.71	329969.79	37	35	31
1434	Seasonal Residence	Non-Participating	323920.16	328604.23	31	31	19
1438	Year-Round Residence	Non-Participating	318721.38	329731.20	42	41	35
1439	Year-Round Residence	Non-Participating	312967.76	326979.39	27	25	22
1440	Year-Round Residence	Non-Participating	313042.05	326949.42	27	25	22

Table 7-8.1a: Cumulative Total Project Sound Level Modeling Results (Leq (8-Hour)) at Discrete Points - Sorted by Receptor ID [Residential and Non-Participating Receptors]

Modeling Receptor ID	Receptor Type	Participation Status	Coordinates NAD83 2011 State Plane New York Central (FIPS 3102)		Cumulative Maximum 8-hr Leq [dBA]	Project Only Maximum 8-hr Leq [dBA]	Fenner Wind Maximum 8-hr Leq [dBA]
			X (m)	Y (m)			
1441	Year-Round Residence	Non-Participating	313111.01	326969.73	27	25	22
1442	Year-Round Residence	Non-Participating	313191.15	327029.38	28	26	22
1443	Year-Round Residence	Non-Participating	313258.73	327007.33	28	26	22
1444	Year-Round Residence	Non-Participating	313377.60	327129.66	28	26	23
1445	Year-Round Residence	Non-Participating	313311.36	327194.05	28	26	23
1446	Year-Round Residence	Non-Participating	313174.86	327170.26	28	26	22
1447	Year-Round Residence	Non-Participating	313161.11	327222.95	28	26	22
1448	Year-Round Residence	Non-Participating	313125.99	327262.87	28	25	22
1449	Year-Round Residence	Non-Participating	313092.30	327319.27	28	25	22
1450	Year-Round Residence	Non-Participating	313053.96	327352.15	27	25	22
1451	Year-Round Residence	Non-Participating	313034.29	327397.98	27	25	22
1452	Year-Round Residence	Non-Participating	313120.41	327475.47	28	25	23
1453	Year-Round Residence	Non-Participating	312972.61	327495.45	27	25	22
1454	Year-Round Residence	Non-Participating	313196.59	326572.88	27	24	21
1455	Year-Round Residence	Non-Participating	313179.66	326499.26	26	24	21
1456	Year-Round Residence	Non-Participating	313272.81	326547.92	27	24	21
1457	Year-Round Residence	Non-Participating	313257.94	326470.93	26	24	21
1458	Year-Round Residence	Non-Participating	313346.76	326533.97	27	25	21
1459	Year-Round Residence	Non-Participating	313329.10	326450.26	27	25	21
1460	Year-Round Residence	Non-Participating	313406.02	326508.66	27	24	22
1461	Year-Round Residence	Non-Participating	313400.40	326413.17	27	26	21
1462	Year-Round Residence	Non-Participating	313345.60	326366.75	27	26	21
1463	Year-Round Residence	Non-Participating	313259.28	326356.70	27	25	21
1464	Year-Round Residence	Non-Participating	313197.06	326246.34	25	22	20
1465	Year-Round Residence	Non-Participating	313237.91	326133.43	22	21	15
1466	Year-Round Residence	Non-Participating	313431.39	326286.56	27	26	21
1467	Year-Round Residence	Non-Participating	313364.20	327216.23	28	26	23
1468	Year-Round Residence	Non-Participating	313481.86	327262.51	29	27	23
1469	Year-Round Residence	Non-Participating	313703.14	327291.26	29	27	23
1470	Year-Round Residence	Non-Participating	313751.46	327308.59	29	27	23
1471	Year-Round Residence	Non-Participating	313806.07	327415.41	30	28	23
1472	Year-Round Residence	Non-Participating	313917.19	327390.29	30	28	24
1473	Year-Round Residence	Non-Participating	313592.39	327089.79	29	27	22
1474	Year-Round Residence	Non-Participating	313638.97	327081.09	29	27	23
1475	Year-Round Residence	Non-Participating	313699.78	327128.42	29	27	23

Table 7-8.1a: Cumulative Total Project Sound Level Modeling Results (Leq (8-Hour)) at Discrete Points - Sorted by Receptor ID [Residential and Non-Participating Receptors]

Modeling Receptor ID	Receptor Type	Participation Status	Coordinates NAD83 2011 State Plane New York Central (FIPS 3102)		Cumulative Maximum 8-hr Leq [dBA]	Project Only Maximum 8-hr Leq [dBA]	Fenner Wind Maximum 8-hr Leq [dBA]
			X (m)	Y (m)			
1476	Year-Round Residence	Non-Participating	313783.15	327128.53	29	28	23
1477	Year-Round Residence	Non-Participating	313722.90	327044.75	29	27	23
1478	Year-Round Residence	Non-Participating	313779.01	327056.60	29	27	23
1479	Year-Round Residence	Non-Participating	313828.68	327039.61	29	28	23
1480	Year-Round Residence	Non-Participating	313842.30	327129.09	30	28	23
1481	Year-Round Residence	Non-Participating	313910.71	327136.72	30	28	23
1482	Year-Round Residence	Non-Participating	313924.65	327021.49	30	28	23
1483	Year-Round Residence	Non-Participating	314253.38	327418.18	31	29	23
1484	Year-Round Residence	Non-Participating	314297.96	327484.44	31	29	22
1485	Year-Round Residence	Non-Participating	314248.18	327650.62	30	29	20
1486	Year-Round Residence	Non-Participating	314162.36	327635.89	30	28	20
1487	Year-Round Residence	Non-Participating	314002.12	327458.34	30	28	24
1488	Year-Round Residence	Non-Participating	313970.42	327505.32	30	28	24
1489	Year-Round Residence	Non-Participating	313980.93	327557.55	30	28	24
1490	Year-Round Residence	Non-Participating	313943.32	327914.61	29	27	20
1491	Year-Round Residence	Non-Participating	313932.71	327989.83	29	27	20
1493	Year-Round Residence	Non-Participating	313815.68	328474.02	28	26	22
1494	Year-Round Residence	Non-Participating	313721.93	328454.62	28	26	22
1496	Year-Round Residence	Non-Participating	313628.66	329025.75	28	26	22
1497	Year-Round Residence	Non-Participating	313697.09	329799.65	28	22	26
1498	Year-Round Residence	Non-Participating	313687.67	330025.45	28	21	27
1499	Year-Round Residence	Non-Participating	313601.18	330082.10	29	22	27
1500	Year-Round Residence	Non-Participating	313413.64	330010.49	29	23	27
1501	Year-Round Residence	Non-Participating	313829.25	330028.78	27	21	26
1502	Year-Round Residence	Non-Participating	313964.92	330096.38	27	21	26
1503	Year-Round Residence	Non-Participating	313999.76	330029.11	27	21	26
1504	Year-Round Residence	Non-Participating	314067.00	330034.76	28	21	27
1505	Year-Round Residence	Non-Participating	314035.46	330085.76	27	21	26
1506	Year-Round Residence	Non-Participating	314260.71	330096.96	31	25	30
1507	Year-Round Residence	Non-Participating	314285.14	330021.87	32	26	30
1508	Year-Round Residence	Non-Participating	314451.52	330019.85	32	27	30
1509	Year-Round Residence	Non-Participating	314533.04	330027.50	32	27	31
1511	Year-Round Residence	Non-Participating	314932.90	330000.03	34	28	32
1512	Year-Round Residence	Non-Participating	315001.78	330054.61	34	28	33
1513	Year-Round Residence	Non-Participating	314997.99	329999.36	34	28	33

Table 7-8.1a: Cumulative Total Project Sound Level Modeling Results (Leq (8-Hour)) at Discrete Points - Sorted by Receptor ID [Residential and Non-Participating Receptors]

Modeling Receptor ID	Receptor Type	Participation Status	Coordinates NAD83 2011 State Plane New York Central (FIPS 3102)		Cumulative Maximum 8-hr Leq [dBA]	Project Only Maximum 8-hr Leq [dBA]	Fenner Wind Maximum 8-hr Leq [dBA]
			X (m)	Y (m)			
1514	Year-Round Residence	Non-Participating	315010.48	329939.82	34	28	32
1515	Year-Round Residence	Non-Participating	315011.59	330199.68	34	28	33
1516	Year-Round Residence	Non-Participating	315009.83	330268.05	34	26	33
1517	Year-Round Residence	Non-Participating	314932.67	330460.58	34	26	33
1519	Year-Round Residence	Non-Participating	314939.30	330576.96	34	27	33
1520	Year-Round Residence	Non-Participating	315012.13	330682.81	35	27	34
1521	Year-Round Residence	Non-Participating	314910.30	331361.14	34	24	33
1522	Year-Round Residence	Non-Participating	314924.00	331425.38	34	22	33
1523	Year-Round Residence	Non-Participating	315051.38	331423.62	35	23	35
1524	Year-Round Residence	Non-Participating	314916.10	331481.80	33	21	33
1525	Year-Round Residence	Non-Participating	314914.50	331550.79	34	21	33
1526	Year-Round Residence	Non-Participating	314979.50	331612.67	34	21	34
1528	Year-Round Residence	Non-Participating	315767.33	332047.04	41	25	40
1529	Year-Round Residence	Non-Participating	315835.06	332039.26	41	25	41
1530	Year-Round Residence	Non-Participating	315885.10	332053.75	42	25	42
1531	Year-Round Residence	Non-Participating	316179.66	332111.57	46	25	46
1532	Year-Round Residence	Non-Participating	316243.14	332049.68	47	26	47
1533	Year-Round Residence	Non-Participating	316965.40	332094.86	48	27	48
1534	Year-Round Residence	Non-Participating	316940.62	332517.63	50	26	50
1535	Year-Round Residence	Non-Participating	316948.80	332661.74	46	25	46
1536	Year-Round Residence	Non-Participating	317162.01	332007.60	46	27	46
1537	Year-Round Residence	Non-Participating	317303.94	331926.49	45	28	45
1538	Year-Round Residence	Non-Participating	317470.51	332078.34	46	26	46
1539	Year-Round Residence	Non-Participating	317531.49	332035.95	45	26	45
1540	Year-Round Residence	Non-Participating	315162.28	331387.59	36	25	36
1541	Year-Round Residence	Non-Participating	315242.14	331410.61	36	26	36
1542	Year-Round Residence	Non-Participating	315187.86	331505.88	36	25	36
1543	Year-Round Residence	Non-Participating	315555.89	331563.03	39	26	38
1544	Year-Round Residence	Non-Participating	315538.74	331503.09	38	26	38
1545	Year-Round Residence	Non-Participating	315916.58	331615.03	41	26	41
1546	Year-Round Residence	Non-Participating	316384.90	331774.75	46	27	46
1547	Year-Round Residence	Non-Participating	317251.00	331773.09	45	28	45
1548	Year-Round Residence	Non-Participating	317771.95	332376.33	46	26	46
1549	Year-Round Residence	Non-Participating	317928.99	332531.91	42	26	42
1550	Year-Round Residence	Non-Participating	317912.84	332517.00	42	26	42

Table 7-8.1a: Cumulative Total Project Sound Level Modeling Results (Leq (8-Hour)) at Discrete Points - Sorted by Receptor ID [Residential and Non-Participating Receptors]

Modeling Receptor ID	Receptor Type	Participation Status	Coordinates NAD83 2011 State Plane New York Central (FIPS 3102)		Cumulative Maximum 8-hr Leq [dBA]	Project Only Maximum 8-hr Leq [dBA]	Fenner Wind Maximum 8-hr Leq [dBA]
			X (m)	Y (m)			
1551	Year-Round Residence	Non-Participating	317956.75	332503.53	42	26	42
1552	Year-Round Residence	Non-Participating	318173.58	332579.80	39	26	38
1553	Year-Round Residence	Non-Participating	318198.75	332538.77	39	26	38
1554	Year-Round Residence	Non-Participating	318297.85	332645.62	38	26	37
1555	Year-Round Residence	Non-Participating	318392.60	332680.07	37	25	37
1556	Year-Round Residence	Non-Participating	318899.32	333078.03	34	25	33
1557	Year-Round Residence	Non-Participating	318618.06	333462.22	34	24	33
1558	Year-Round Residence	Non-Participating	318595.67	333526.37	33	24	33
1559	Year-Round Residence	Non-Participating	318651.84	333523.40	33	24	33
1561	Year-Round Residence	Non-Participating	318842.75	333517.28	33	24	32
1562	Year-Round Residence	Non-Participating	319036.75	333421.10	33	24	32
1563	Year-Round Residence	Non-Participating	319176.82	333363.00	32	24	32
1564	Year-Round Residence	Non-Participating	319207.68	333346.72	32	24	32
1565	Year-Round Residence	Non-Participating	319504.27	333413.13	28	19	27
1566	Year-Round Residence	Non-Participating	317506.43	333622.88	35	23	35
1567	Year-Round Residence	Non-Participating	317672.08	333519.27	34	23	34
1568	Year-Round Residence	Non-Participating	317946.98	333513.69	34	24	34
1569	Year-Round Residence	Non-Participating	318306.56	333526.46	34	24	33
1570	Year-Round Residence	Non-Participating	318962.92	333114.33	34	25	33
1571	Year-Round Residence	Non-Participating	318931.70	333010.16	34	25	34
1572	Year-Round Residence	Non-Participating	318945.85	332637.68	35	25	35
1573	Year-Round Residence	Non-Participating	318960.04	332427.90	36	25	36
1574	Year-Round Residence	Non-Participating	318870.32	332207.11	37	26	37
1575	Year-Round Residence	Non-Participating	318885.37	332111.27	38	26	37
1576	Year-Round Residence	Non-Participating	318938.14	332143.57	38	26	37
1577	Year-Round Residence	Non-Participating	318937.99	332085.30	38	26	38
1578	Year-Round Residence	Non-Participating	318876.04	331665.43	43	25	42
1579	Year-Round Residence	Non-Participating	318317.00	331795.20	41	28	41
1580	Year-Round Residence	Non-Participating	318255.95	331816.99	41	28	41
1581	Year-Round Residence	Non-Participating	318142.94	331788.38	41	28	41
1582	Year-Round Residence	Non-Participating	318052.40	331754.82	41	28	40
1583	Year-Round Residence	Non-Participating	318019.80	331786.40	40	28	40
1584	Year-Round Residence	Non-Participating	316831.43	331217.22	50	29	50
1585	Year-Round Residence	Non-Participating	316859.36	331102.09	50	29	49
1586	Year-Round Residence	Non-Participating	316826.82	331047.66	49	30	49

Table 7-8.1a: Cumulative Total Project Sound Level Modeling Results (Leq (8-Hour)) at Discrete Points - Sorted by Receptor ID [Residential and Non-Participating Receptors]

Modeling Receptor ID	Receptor Type	Participation Status	Coordinates NAD83 2011 State Plane New York Central (FIPS 3102)		Cumulative Maximum 8-hr Leq [dBA]	Project Only Maximum 8-hr Leq [dBA]	Fenner Wind Maximum 8-hr Leq [dBA]
			X (m)	Y (m)			
1587	Year-Round Residence	Non-Participating	316853.49	330976.13	49	30	49
1588	Year-Round Residence	Non-Participating	316843.19	330708.39	49	31	49
1589	Year-Round Residence	Non-Participating	316836.94	330583.82	48	31	48
1590	Year-Round Residence	Non-Participating	316840.66	330247.46	46	33	46
1592	Year-Round Residence	Non-Participating	316349.09	330103.34	41	31	40
1593	Year-Round Residence	Non-Participating	316115.85	330155.12	40	30	39
1595	Year-Round Residence	Non-Participating	315914.84	330004.21	38	30	37
1597	Year-Round Residence	Non-Participating	315758.86	330108.47	38	30	37
1598	Year-Round Residence	Non-Participating	315584.07	330108.17	37	29	36
1599	Year-Round Residence	Non-Participating	315445.36	329967.59	36	29	34
1600	Year-Round Residence	Non-Participating	315282.32	330095.98	35	29	34
1601	Year-Round Residence	Non-Participating	317011.56	329803.88	42	35	41
1602	Year-Round Residence	Non-Participating	317146.67	329782.64	42	36	41
1603	Year-Round Residence	Non-Participating	316828.16	329278.93	39	35	36
1604	Year-Round Residence	Non-Participating	316840.36	329228.44	39	35	35
1605	Year-Round Residence	Non-Participating	316735.89	329005.06	38	36	34
1606	Year-Round Residence	Non-Participating	316605.59	328887.32	38	36	33
1607	Year-Round Residence	Non-Participating	316567.71	329033.05	38	35	34
1608	Year-Round Residence	Non-Participating	316733.74	328837.52	39	37	33
1609	Year-Round Residence	Non-Participating	316491.74	328744.02	39	36	32
1610	Year-Round Residence	Non-Participating	316233.99	328685.00	39	36	32
1611	Year-Round Residence	Non-Participating	316178.09	328571.86	40	37	31
1612	Year-Round Residence	Non-Participating	315960.19	328594.36	39	37	31
1613	Year-Round Residence	Non-Participating	315963.05	328457.18	41	38	30
1614	Year-Round Residence	Non-Participating	315874.56	328382.63	41	39	30
1615	Year-Round Residence	Non-Participating	315697.13	328351.49	40	38	29
1616	Year-Round Residence	Non-Participating	315375.61	328245.23	38	36	28
1617	Year-Round Residence	Non-Participating	315278.96	328192.26	37	35	26
1618	Year-Round Residence	Non-Participating	315323.62	328136.21	38	36	25
1619	Year-Round Residence	Non-Participating	314772.89	328334.16	34	31	27
1620	Year-Round Residence	Non-Participating	314771.79	328401.56	34	31	28
1621	Year-Round Residence	Non-Participating	314870.08	328530.03	34	31	28
1622	Year-Round Residence	Non-Participating	314833.81	328593.64	34	31	28
1623	Year-Round Residence	Non-Participating	315017.68	328719.70	34	30	29
1624	Year-Round Residence	Non-Participating	314971.61	329096.62	33	30	29

Table 7-8.1a: Cumulative Total Project Sound Level Modeling Results (Leq (8-Hour)) at Discrete Points - Sorted by Receptor ID [Residential and Non-Participating Receptors]

Modeling Receptor ID	Receptor Type	Participation Status	Coordinates NAD83 2011 State Plane New York Central (FIPS 3102)		Cumulative Maximum 8-hr Leq [dBA]	Project Only Maximum 8-hr Leq [dBA]	Fenner Wind Maximum 8-hr Leq [dBA]
			X (m)	Y (m)			
1625	Year-Round Residence	Non-Participating	314962.26	329064.08	33	30	29
1626	Year-Round Residence	Non-Participating	314959.08	329507.94	34	29	31
1628	Year-Round Residence	Non-Participating	315299.06	327572.50	38	36	22
1629	Year-Round Residence	Non-Participating	314688.18	327819.34	33	31	21
1630	Year-Round Residence	Non-Participating	315279.35	327360.23	37	36	21
1631	Year-Round Residence	Non-Participating	315302.45	327324.36	37	36	21
1632	Year-Round Residence	Non-Participating	315368.39	327208.25	38	36	21
1633	Year-Round Residence	Non-Participating	315741.37	326674.82	38	37	20
1634	Year-Round Residence	Non-Participating	315758.97	326633.30	38	37	20
1635	Year-Round Residence	Non-Participating	315772.80	326591.51	38	37	20
1636	Year-Round Residence	Non-Participating	315695.63	326613.37	37	37	20
1637	Year-Round Residence	Non-Participating	315678.30	326616.04	37	36	20
1638	Year-Round Residence	Non-Participating	315657.74	326619.03	37	36	19
1639	Year-Round Residence	Non-Participating	315716.77	326577.99	37	37	19
1640	Year-Round Residence	Non-Participating	315693.92	326579.97	37	36	19
1641	Year-Round Residence	Non-Participating	315682.78	326584.02	37	36	19
1642	Year-Round Residence	Non-Participating	315663.69	326587.78	37	36	19
1643	Year-Round Residence	Non-Participating	315651.38	326588.65	37	36	19
1644	Year-Round Residence	Non-Participating	315596.87	326568.99	36	36	19
1645	Year-Round Residence	Non-Participating	315597.09	326577.37	37	36	19
1646	Year-Round Residence	Non-Participating	315433.80	326615.99	36	35	19
1647	Year-Round Residence	Non-Participating	315427.89	326556.77	35	35	19
1648	Year-Round Residence	Non-Participating	315349.91	326589.01	35	34	19
1649	Year-Round Residence	Non-Participating	315325.96	326678.06	35	34	19
1650	Year-Round Residence	Non-Participating	315276.32	326611.41	35	34	19
1651	Year-Round Residence	Non-Participating	314263.41	326916.90	31	29	23
1652	Year-Round Residence	Non-Participating	313731.52	326502.18	28	26	22
1653	Year-Round Residence	Non-Participating	313601.57	326286.56	27	25	21
1654	Year-Round Residence	Non-Participating	315726.55	326447.63	37	36	19
1655	Year-Round Residence	Non-Participating	315871.35	326483.86	38	37	19
1656	Year-Round Residence	Non-Participating	315807.96	326378.91	37	36	19
1657	Year-Round Residence	Non-Participating	315945.37	326471.62	38	38	19
1658	Year-Round Residence	Non-Participating	315838.17	326300.72	37	36	19
1659	Year-Round Residence	Non-Participating	315824.98	326142.57	36	36	18
1660	Year-Round Residence	Non-Participating	315822.14	326099.45	36	35	18

Table 7-8.1a: Cumulative Total Project Sound Level Modeling Results (Leq (8-Hour)) at Discrete Points - Sorted by Receptor ID [Residential and Non-Participating Receptors]

Modeling Receptor ID	Receptor Type	Participation Status	Coordinates NAD83 2011 State Plane New York Central (FIPS 3102)		Cumulative Maximum 8-hr Leq [dBA]	Project Only Maximum 8-hr Leq [dBA]	Fenner Wind Maximum 8-hr Leq [dBA]
			X (m)	Y (m)			
1661	Year-Round Residence	Non-Participating	315829.11	325983.55	35	35	18
1662	Year-Round Residence	Non-Participating	315221.49	325660.80	32	31	18
1664	Year-Round Residence	Non-Participating	315160.07	325457.00	31	30	19
1665	Year-Round Residence	Non-Participating	315013.30	324934.58	29	29	19
1666	Year-Round Residence	Non-Participating	314991.19	324894.13	29	28	18
1667	Year-Round Residence	Non-Participating	314971.97	324853.21	29	28	19
1668	Year-Round Residence	Non-Participating	315039.14	324819.01	29	28	18
1669	Year-Round Residence	Non-Participating	314926.03	324733.55	29	28	19
1670	Year-Round Residence	Non-Participating	314767.17	324612.80	28	27	16
1671	Year-Round Residence	Non-Participating	314799.68	324520.18	27	27	14
1672	Year-Round Residence	Non-Participating	314748.49	324460.80	27	27	14
1673	Year-Round Residence	Non-Participating	314691.46	324399.17	27	26	14
1674	Year-Round Residence	Non-Participating	314510.58	324333.51	26	26	13
1675	Year-Round Residence	Non-Participating	314269.84	324397.90	25	25	13
1676	Year-Round Residence	Non-Participating	314240.27	324405.93	25	25	13
1677	Year-Round Residence	Non-Participating	314056.62	324410.17	24	23	13
1678	Year-Round Residence	Non-Participating	314222.26	324511.01	24	23	14
1679	Year-Round Residence	Non-Participating	314274.06	324516.39	24	23	14
1680	Year-Round Residence	Non-Participating	314633.61	324304.10	27	26	14
1681	Year-Round Residence	Non-Participating	314602.82	324270.58	26	26	13
1682	Year-Round Residence	Non-Participating	314575.05	324230.68	26	26	13
1683	Year-Round Residence	Non-Participating	314625.83	324187.68	26	26	13
1684	Year-Round Residence	Non-Participating	314583.95	324119.20	26	26	13
1685	Year-Round Residence	Non-Participating	314524.04	324029.46	26	25	13
1686	Year-Round Residence	Non-Participating	314481.50	323983.54	26	25	13
1687	Year-Round Residence	Non-Participating	314450.66	323916.96	25	25	13
1688	Year-Round Residence	Non-Participating	314367.43	323817.94	25	25	12
1689	Year-Round Residence	Non-Participating	315365.02	324383.19	28	28	17
1690	Year-Round Residence	Non-Participating	315412.98	324432.32	29	28	17
1691	Year-Round Residence	Non-Participating	315430.45	324375.28	28	28	18
1692	Year-Round Residence	Non-Participating	315460.78	324293.40	28	28	17
1693	Year-Round Residence	Non-Participating	315594.13	324295.05	29	28	17
1694	Year-Round Residence	Non-Participating	315602.89	324343.27	29	28	18
1695	Year-Round Residence	Non-Participating	315617.48	324293.47	29	28	17
1696	Year-Round Residence	Non-Participating	315624.16	324341.98	29	28	18

Table 7-8.1a: Cumulative Total Project Sound Level Modeling Results (Leq (8-Hour)) at Discrete Points - Sorted by Receptor ID [Residential and Non-Participating Receptors]

Modeling Receptor ID	Receptor Type	Participation Status	Coordinates NAD83 2011 State Plane New York Central (FIPS 3102)		Cumulative Maximum 8-hr Leq [dBA]	Project Only Maximum 8-hr Leq [dBA]	Fenner Wind Maximum 8-hr Leq [dBA]
			X (m)	Y (m)			
1697	Year-Round Residence	Non-Participating	315639.59	324270.81	29	28	17
1698	Year-Round Residence	Non-Participating	315651.04	324335.41	29	28	18
1699	Year-Round Residence	Non-Participating	315679.52	324274.01	29	28	17
1700	Year-Round Residence	Non-Participating	315709.83	324328.35	29	28	18
1701	Year-Round Residence	Non-Participating	315704.39	324277.34	29	28	17
1702	Year-Round Residence	Non-Participating	315746.02	324333.13	29	28	18
1703	Year-Round Residence	Non-Participating	315802.29	324325.21	29	28	18
1704	Year-Round Residence	Non-Participating	315813.57	324262.76	29	28	17
1705	Year-Round Residence	Non-Participating	315851.74	324236.03	29	28	17
1706	Year-Round Residence	Non-Participating	315850.02	324211.78	29	28	17
1707	Year-Round Residence	Non-Participating	315849.02	324162.25	28	28	17
1708	Year-Round Residence	Non-Participating	315896.66	324190.67	29	28	17
1709	Year-Round Residence	Non-Participating	315931.58	324232.39	28	28	14
1710	Year-Round Residence	Non-Participating	315896.38	324171.16	29	28	17
1711	Year-Round Residence	Non-Participating	315862.45	324072.91	28	28	17
1712	Year-Round Residence	Non-Participating	315944.78	324059.31	28	27	17
1713	Year-Round Residence	Non-Participating	315860.19	324026.74	28	27	17
1714	Year-Round Residence	Non-Participating	315862.60	323992.89	28	27	17
1715	Year-Round Residence	Non-Participating	315542.78	323513.41	26	26	17
1716	Year-Round Residence	Non-Participating	315597.57	323431.12	26	26	17
1717	Year-Round Residence	Non-Participating	315670.27	323093.86	23	22	15
1718	Year-Round Residence	Non-Participating	315648.80	322945.60	24	23	17
1719	Year-Round Residence	Non-Participating	315842.16	325777.59	35	34	18
1720	Year-Round Residence	Non-Participating	315845.20	325721.23	34	34	17
1721	Year-Round Residence	Non-Participating	315775.27	325591.65	34	33	18
1722	Year-Round Residence	Non-Participating	315905.96	325564.46	34	34	17
1723	Year-Round Residence	Non-Participating	315732.06	325525.52	33	33	18
1724	Year-Round Residence	Non-Participating	315878.92	325483.58	34	33	17
1725	Year-Round Residence	Non-Participating	315868.39	325417.13	33	33	17
1726	Year-Round Residence	Non-Participating	316130.17	325410.50	35	34	19
1727	Year-Round Residence	Non-Participating	315766.50	325318.78	33	32	17
1728	Year-Round Residence	Non-Participating	315806.40	325181.06	32	32	16
1729	Year-Round Residence	Non-Participating	315801.94	325131.88	32	32	16
1730	Year-Round Residence	Non-Participating	315806.15	325041.39	32	31	16
1731	Year-Round Residence	Non-Participating	315815.19	324943.54	31	31	17

Table 7-8.1a: Cumulative Total Project Sound Level Modeling Results (Leq (8-Hour)) at Discrete Points - Sorted by Receptor ID [Residential and Non-Participating Receptors]

Modeling Receptor ID	Receptor Type	Participation Status	Coordinates NAD83 2011 State Plane New York Central (FIPS 3102)		Cumulative Maximum 8-hr Leq [dBA]	Project Only Maximum 8-hr Leq [dBA]	Fenner Wind Maximum 8-hr Leq [dBA]
			X (m)	Y (m)			
1732	Year-Round Residence	Non-Participating	315815.20	324887.91	31	31	17
1733	Year-Round Residence	Non-Participating	315818.34	324846.31	31	31	18
1734	Year-Round Residence	Non-Participating	315887.03	324845.91	31	31	18
1735	Year-Round Residence	Non-Participating	315816.10	324807.31	31	30	18
1736	Year-Round Residence	Non-Participating	315816.17	324755.78	31	30	18
1737	Year-Round Residence	Non-Participating	315732.55	324738.14	30	30	17
1738	Year-Round Residence	Non-Participating	315877.87	324609.12	30	30	18
1739	Year-Round Residence	Non-Participating	315829.44	324568.36	30	29	18
1740	Year-Round Residence	Non-Participating	315883.82	324450.97	30	29	18
1741	Year-Round Residence	Non-Participating	315841.58	324436.57	30	29	18
1742	Year-Round Residence	Non-Participating	315880.49	324429.32	29	29	18
1743	Year-Round Residence	Non-Participating	315883.13	324408.14	29	29	18
1744	Year-Round Residence	Non-Participating	315841.59	324410.78	29	29	18
1745	Year-Round Residence	Non-Participating	315831.70	324373.16	29	29	18
1746	Year-Round Residence	Non-Participating	315887.61	324312.05	29	28	18
1747	Year-Round Residence	Non-Participating	315964.98	324306.54	29	28	14
1748	Year-Round Residence	Non-Participating	315960.73	324246.22	29	28	14
1749	Year-Round Residence	Non-Participating	315984.47	324243.16	29	28	14
1750	Year-Round Residence	Non-Participating	316038.02	324236.70	28	27	14
1751	Year-Round Residence	Non-Participating	316043.00	324292.09	28	27	14
1752	Year-Round Residence	Non-Participating	316139.25	324272.01	26	25	14
1753	Year-Round Residence	Non-Participating	316124.18	324229.69	26	25	14
1754	Year-Round Residence	Non-Participating	316187.32	324280.52	26	25	14
1755	Year-Round Residence	Non-Participating	316379.75	324191.19	28	28	14
1756	Year-Round Residence	Non-Participating	316467.11	323971.00	28	28	14
1757	Year-Round Residence	Non-Participating	316575.48	324073.23	29	28	14
1758	Year-Round Residence	Non-Participating	316481.54	324164.10	29	29	14
1759	Year-Round Residence	Non-Participating	316426.56	324236.13	26	26	14
1760	Year-Round Residence	Non-Participating	316521.21	324219.68	28	28	14
1761	Year-Round Residence	Non-Participating	316644.90	324125.81	29	29	14
1762	Year-Round Residence	Non-Participating	316695.66	324182.45	29	29	14
1763	Year-Round Residence	Non-Participating	316723.51	324188.42	29	28	14
1764	Year-Round Residence	Non-Participating	316735.46	324071.49	28	28	14
1765	Year-Round Residence	Non-Participating	316796.47	324237.77	27	26	14
1766	Year-Round Residence	Non-Participating	316802.81	324064.25	26	26	13

Table 7-8.1a: Cumulative Total Project Sound Level Modeling Results (Leq (8-Hour)) at Discrete Points - Sorted by Receptor ID [Residential and Non-Participating Receptors]

Modeling Receptor ID	Receptor Type	Participation Status	Coordinates NAD83 2011 State Plane New York Central (FIPS 3102)		Cumulative Maximum 8-hr Leq [dBA]	Project Only Maximum 8-hr Leq [dBA]	Fenner Wind Maximum 8-hr Leq [dBA]
			X (m)	Y (m)			
1767	Year-Round Residence	Non-Participating	316863.12	324051.23	28	28	14
1768	Year-Round Residence	Non-Participating	317068.03	324050.95	28	28	14
1769	Year-Round Residence	Non-Participating	317430.63	323823.33	28	28	14
1770	Year-Round Residence	Non-Participating	317481.48	323770.75	28	28	13
1771	Year-Round Residence	Non-Participating	317546.74	323741.33	28	28	13
1772	Year-Round Residence	Non-Participating	317423.91	323571.88	29	29	13
1773	Year-Round Residence	Non-Participating	317330.81	323415.30	28	28	13
1774	Year-Round Residence	Non-Participating	317452.97	323385.73	28	28	13
1775	Year-Round Residence	Non-Participating	317498.61	323340.29	28	28	13
1776	Year-Round Residence	Non-Participating	317161.34	323168.95	27	27	12
1777	Year-Round Residence	Non-Participating	317050.07	322725.86	26	26	14
1778	Year-Round Residence	Non-Participating	317085.10	322808.85	26	26	15
1779	Year-Round Residence	Non-Participating	317705.39	322930.77	27	26	12
1780	Year-Round Residence	Non-Participating	317563.90	323943.84	29	29	14
1781	Year-Round Residence	Non-Participating	317636.47	324013.37	30	30	14
1782	Year-Round Residence	Non-Participating	317567.50	324213.55	30	30	14
1783	Year-Round Residence	Non-Participating	317491.75	324283.34	28	27	14
1784	Year-Round Residence	Non-Participating	317566.48	324309.98	28	27	14
1785	Year-Round Residence	Non-Participating	317615.75	324324.93	30	30	15
1786	Year-Round Residence	Non-Participating	317489.01	324433.14	31	31	15
1787	Year-Round Residence	Non-Participating	317580.75	324448.55	31	31	15
1788	Year-Round Residence	Non-Participating	317472.80	324504.39	32	32	15
1789	Year-Round Residence	Non-Participating	317435.62	324578.73	33	32	15
1790	Year-Round Residence	Non-Participating	317449.82	324652.68	33	33	15
1791	Year-Round Residence	Non-Participating	317220.56	324832.36	35	35	16
1792	Year-Round Residence	Non-Participating	317425.28	324868.07	34	34	16
1793	Year-Round Residence	Non-Participating	317494.76	324875.37	34	34	16
1794	Year-Round Residence	Non-Participating	317612.39	324867.71	34	34	16
1795	Year-Round Residence	Non-Participating	317751.18	324556.64	33	32	15
1796	Year-Round Residence	Non-Participating	317938.00	324557.86	30	30	15
1797	Year-Round Residence	Non-Participating	318102.24	324824.90	33	33	16
1799	Year-Round Residence	Non-Participating	318267.87	324872.93	34	34	17
1800	Year-Round Residence	Non-Participating	318275.94	324464.32	31	31	19
1801	Year-Round Residence	Non-Participating	318377.05	324160.62	31	31	18
1802	Year-Round Residence	Non-Participating	318371.58	323909.72	27	26	14

Table 7-8.1a: Cumulative Total Project Sound Level Modeling Results (Leq (8-Hour)) at Discrete Points - Sorted by Receptor ID [Residential and Non-Participating Receptors]

Modeling Receptor ID	Receptor Type	Participation Status	Coordinates NAD83 2011 State Plane New York Central (FIPS 3102)		Cumulative Maximum 8-hr Leq [dBA]	Project Only Maximum 8-hr Leq [dBA]	Fenner Wind Maximum 8-hr Leq [dBA]
			X (m)	Y (m)			
1803	Year-Round Residence	Non-Participating	318280.25	323845.92	27	27	13
1804	Year-Round Residence	Non-Participating	318267.28	325124.24	35	34	16
1805	Year-Round Residence	Non-Participating	318215.04	325331.36	35	35	17
1806	Year-Round Residence	Non-Participating	318176.05	325484.16	37	37	18
1807	Year-Round Residence	Non-Participating	318175.38	325566.65	37	37	18
1808	Year-Round Residence	Non-Participating	318167.38	325617.34	38	37	18
1809	Year-Round Residence	Non-Participating	317952.09	326188.63	42	42	21
1810	Year-Round Residence	Non-Participating	317870.98	326376.84	43	43	23
1811	Year-Round Residence	Non-Participating	318028.58	326513.05	41	41	20
1812	Year-Round Residence	Non-Participating	317861.16	326565.00	43	42	21
1813	Year-Round Residence	Non-Participating	317954.94	326603.29	42	42	20
1814	Year-Round Residence	Non-Participating	317884.19	326712.01	41	41	20
1815	Year-Round Residence	Non-Participating	317784.56	326706.62	42	42	21
1816	Year-Round Residence	Non-Participating	317841.36	326803.41	41	41	21
1817	Year-Round Residence	Non-Participating	317775.27	326890.74	41	41	22
1818	Year-Round Residence	Non-Participating	317538.98	326863.36	44	44	25
1819	Year-Round Residence	Non-Participating	317637.37	326943.56	43	43	25
1820	Year-Round Residence	Non-Participating	317691.66	327012.44	42	42	25
1821	Year-Round Residence	Non-Participating	317665.11	327126.93	42	42	26
1822	Year-Round Residence	Non-Participating	317635.65	327185.22	42	41	26
1825	Year-Round Residence	Non-Participating	317579.77	327331.26	41	41	24
1826	Year-Round Residence	Non-Participating	317576.50	327491.43	41	41	23
1827	Year-Round Residence	Non-Participating	317636.48	327508.14	41	41	23
1828	Year-Round Residence	Non-Participating	317633.66	327536.18	41	41	23
1829	Year-Round Residence	Non-Participating	317585.61	327537.21	41	41	23
1830	Year-Round Residence	Non-Participating	317523.96	327616.10	41	41	25
1831	Year-Round Residence	Non-Participating	317300.80	327256.63	42	42	22
1832	Year-Round Residence	Non-Participating	317203.09	327364.27	42	41	23
1833	Year-Round Residence	Non-Participating	317149.87	327315.26	42	42	23
1834	Year-Round Residence	Non-Participating	317079.85	327285.09	43	42	23
1835	Year-Round Residence	Non-Participating	316840.21	327098.10	45	44	22
1836	Year-Round Residence	Non-Participating	316933.82	327084.00	44	44	24
1837	Year-Round Residence	Non-Participating	316884.39	327047.54	44	44	22
1838	Year-Round Residence	Non-Participating	316826.23	326999.13	45	45	21
1840	Year-Round Residence	Non-Participating	316398.61	326657.22	42	42	20

Table 7-8.1a: Cumulative Total Project Sound Level Modeling Results (Leq (8-Hour)) at Discrete Points - Sorted by Receptor ID [Residential and Non-Participating Receptors]

Modeling Receptor ID	Receptor Type	Participation Status	Coordinates NAD83 2011 State Plane New York Central (FIPS 3102)		Cumulative Maximum 8-hr Leq [dBA]	Project Only Maximum 8-hr Leq [dBA]	Fenner Wind Maximum 8-hr Leq [dBA]
			X (m)	Y (m)			
1841	Year-Round Residence	Non-Participating	316265.84	326629.64	41	41	20
1842	Year-Round Residence	Non-Participating	316196.14	326473.24	40	39	20
1843	Year-Round Residence	Non-Participating	316135.62	326486.33	39	39	20
1844	Year-Round Residence	Non-Participating	316097.57	326466.61	39	39	19
1845	Year-Round Residence	Non-Participating	316869.29	327483.59	43	43	27
1846	Year-Round Residence	Non-Participating	316867.91	327577.62	43	42	28
1847	Year-Round Residence	Non-Participating	316729.64	327608.64	44	43	24
1848	Year-Round Residence	Non-Participating	316860.53	327661.08	42	42	28
1849	Year-Round Residence	Non-Participating	316800.48	327847.08	42	41	28
1850	Year-Round Residence	Non-Participating	316720.79	327878.23	42	41	29
1851	Year-Round Residence	Non-Participating	316725.04	327941.87	42	41	29
1852	Year-Round Residence	Non-Participating	316797.72	327929.84	42	40	29
1853	Year-Round Residence	Non-Participating	316791.30	328033.28	41	40	29
1855	Year-Round Residence	Non-Participating	316793.25	328400.12	39	38	30
1856	Year-Round Residence	Non-Participating	316791.15	328458.33	39	38	30
1857	Year-Round Residence	Non-Participating	316791.53	328497.47	39	38	31
1858	Year-Round Residence	Non-Participating	316936.56	328566.79	39	38	31
1859	Year-Round Residence	Non-Participating	316784.42	328783.87	39	37	33
1860	Year-Round Residence	Non-Participating	316985.76	329043.34	38	37	30
1861	Year-Round Residence	Non-Participating	316964.17	329117.95	39	37	35
1862	Year-Round Residence	Non-Participating	317027.80	329217.38	40	37	36
1863	Year-Round Residence	Non-Participating	317121.04	329124.55	40	38	34
1864	Year-Round Residence	Non-Participating	317119.50	329207.05	40	38	36
1865	Year-Round Residence	Non-Participating	317149.31	329146.05	40	38	35
1866	Year-Round Residence	Non-Participating	317277.95	329358.71	41	39	37
1867	Year-Round Residence	Non-Participating	317297.54	329233.89	41	39	36
1868	Year-Round Residence	Non-Participating	317365.64	329241.46	41	40	36
1870	Year-Round Residence	Non-Participating	317528.33	329143.42	42	41	35
1871	Year-Round Residence	Non-Participating	317729.48	328627.04	44	44	32
1872	Year-Round Residence	Non-Participating	317663.68	327687.36	42	41	24
1874	Year-Round Residence	Non-Participating	317795.94	327720.97	43	42	24
1876	Year-Round Residence	Non-Participating	317788.11	327773.05	43	43	24
1877	Year-Round Residence	Non-Participating	317873.20	327868.11	44	44	24
1878	Year-Round Residence	Non-Participating	317875.16	327765.14	44	43	24
1880	Year-Round Residence	Non-Participating	318181.54	329665.21	44	44	36

Table 7-8.1a: Cumulative Total Project Sound Level Modeling Results (Leq (8-Hour)) at Discrete Points - Sorted by Receptor ID [Residential and Non-Participating Receptors]

Modeling Receptor ID	Receptor Type	Participation Status	Coordinates NAD83 2011 State Plane New York Central (FIPS 3102)		Cumulative Maximum 8-hr Leq [dBA]	Project Only Maximum 8-hr Leq [dBA]	Fenner Wind Maximum 8-hr Leq [dBA]
			X (m)	Y (m)			
1881	Year-Round Residence	Non-Participating	318246.14	329677.09	44	43	36
1882	Year-Round Residence	Non-Participating	318341.11	329689.11	44	43	36
1883	Year-Round Residence	Non-Participating	318451.05	329711.83	43	43	36
1884	Year-Round Residence	Non-Participating	318947.05	329703.38	41	41	33
1885	Year-Round Residence	Non-Participating	319021.18	329701.88	41	41	34
1886	Year-Round Residence	Non-Participating	319089.32	329472.21	43	43	33
1887	Year-Round Residence	Non-Participating	319497.08	329612.15	40	39	33
1888	Year-Round Residence	Non-Participating	319629.55	329510.39	40	40	32
1889	Year-Round Residence	Non-Participating	319725.06	329477.24	40	39	31
1890	Year-Round Residence	Non-Participating	319926.16	329496.33	39	38	31
1891	Year-Round Residence	Non-Participating	320012.36	329120.81	40	39	29
1892	Year-Round Residence	Non-Participating	320033.24	328805.43	40	40	24
1893	Year-Round Residence	Non-Participating	320024.26	328665.82	40	40	26
1894	Year-Round Residence	Non-Participating	320027.37	328482.27	40	40	26
1895	Year-Round Residence	Non-Participating	319948.26	328511.28	41	41	26
1896	Year-Round Residence	Non-Participating	319856.01	328167.37	42	42	25
1897	Year-Round Residence	Non-Participating	319792.29	328291.44	43	43	26
1898	Year-Round Residence	Non-Participating	319929.38	328013.01	42	41	25
1899	Year-Round Residence	Non-Participating	320033.46	327691.83	42	41	23
1901	Year-Round Residence	Non-Participating	319781.73	327276.44	43	42	20
1902	Year-Round Residence	Non-Participating	319178.04	327068.60	42	42	20
1903	Year-Round Residence	Non-Participating	318390.70	327291.22	43	43	22
1904	Year-Round Residence	Non-Participating	318411.16	327046.82	41	41	23
1905	Year-Round Residence	Non-Participating	318337.74	327121.60	41	41	22
1906	Year-Round Residence	Non-Participating	318198.61	327257.05	42	42	22
1907	Year-Round Residence	Non-Participating	318148.59	327089.71	41	41	23
1908	Year-Round Residence	Non-Participating	317946.93	327044.15	41	41	25
1909	Year-Round Residence	Non-Participating	317946.40	327282.03	42	42	23
1910	Year-Round Residence	Non-Participating	317869.78	327340.63	42	42	23
1911	Year-Round Residence	Non-Participating	317799.76	327315.89	42	41	24
1912	Year-Round Residence	Non-Participating	317869.60	327226.91	41	41	25
1913	Year-Round Residence	Non-Participating	317829.82	327219.15	41	41	25
1914	Year-Round Residence	Non-Participating	317756.82	327231.65	41	41	26
1915	Year-Round Residence	Non-Participating	317743.67	327305.40	41	41	24
1916	Year-Round Residence	Non-Participating	317683.63	327237.29	42	41	26

Table 7-8.1a: Cumulative Total Project Sound Level Modeling Results (Leq (8-Hour)) at Discrete Points - Sorted by Receptor ID [Residential and Non-Participating Receptors]

Modeling Receptor ID	Receptor Type	Participation Status	Coordinates NAD83 2011 State Plane New York Central (FIPS 3102)		Cumulative Maximum 8-hr Leq [dBA]	Project Only Maximum 8-hr Leq [dBA]	Fenner Wind Maximum 8-hr Leq [dBA]
			X (m)	Y (m)			
1917	Year-Round Residence	Non-Participating	317707.23	327306.74	41	41	25
1918	Year-Round Residence	Non-Participating	320124.53	329458.58	38	37	30
1919	Year-Round Residence	Non-Participating	320852.22	329384.76	35	34	27
1920	Year-Round Residence	Non-Participating	321019.26	329364.73	34	33	27
1921	Year-Round Residence	Non-Participating	320693.38	329797.81	34	33	28
1922	Year-Round Residence	Non-Participating	320840.02	330064.80	33	32	25
1925	Year-Round Residence	Non-Participating	320502.63	330995.88	33	29	31
1926	Year-Round Residence	Non-Participating	320494.89	331070.28	33	29	31
1927	Year-Round Residence	Non-Participating	320546.04	331069.27	33	29	31
1928	Year-Round Residence	Non-Participating	320656.68	331134.13	33	29	31
1929	Year-Round Residence	Non-Participating	320751.78	331120.19	32	29	30
1930	Year-Round Residence	Non-Participating	320742.55	331178.41	32	29	30
1931	Year-Round Residence	Non-Participating	320738.64	331254.87	32	28	30
1932	Year-Round Residence	Non-Participating	320557.17	331310.52	33	29	31
1933	Year-Round Residence	Non-Participating	320622.74	331391.87	33	28	31
1934	Year-Round Residence	Non-Participating	320505.64	331353.62	33	29	31
1935	Year-Round Residence	Non-Participating	320246.45	331424.44	34	29	33
1936	Year-Round Residence	Non-Participating	320299.96	331389.93	34	28	32
1937	Year-Round Residence	Non-Participating	320362.01	331252.76	34	29	32
1938	Year-Round Residence	Non-Participating	320389.31	331187.74	34	29	32
1939	Year-Round Residence	Non-Participating	320409.70	331132.71	34	29	32
1940	Year-Round Residence	Non-Participating	320100.52	331425.22	35	29	34
1941	Year-Round Residence	Non-Participating	319967.59	331517.94	35	29	34
1942	Year-Round Residence	Non-Participating	319870.45	331486.22	36	29	35
1943	Year-Round Residence	Non-Participating	318954.49	330094.34	40	37	36
1944	Year-Round Residence	Non-Participating	319771.45	331408.73	37	28	36
1945	Year-Round Residence	Non-Participating	319777.39	331483.12	37	29	36
1946	Year-Round Residence	Non-Participating	319627.52	331504.82	38	27	37
1947	Year-Round Residence	Non-Participating	319467.80	331448.89	40	26	39
1948	Year-Round Residence	Non-Participating	319223.49	331298.24	44	26	44
1949	Year-Round Residence	Non-Participating	319301.31	331553.68	41	25	41
1950	Year-Round Residence	Non-Participating	319124.00	331598.92	42	25	42
1952	Year-Round Residence	Non-Participating	320322.13	331755.08	33	28	32
1953	Year-Round Residence	Non-Participating	320234.27	331758.22	34	28	32
1954	Year-Round Residence	Non-Participating	320290.86	331793.82	33	28	32

Table 7-8.1a: Cumulative Total Project Sound Level Modeling Results (Leq (8-Hour)) at Discrete Points - Sorted by Receptor ID [Residential and Non-Participating Receptors]

Modeling Receptor ID	Receptor Type	Participation Status	Coordinates NAD83 2011 State Plane New York Central (FIPS 3102)		Cumulative Maximum 8-hr Leq [dBA]	Project Only Maximum 8-hr Leq [dBA]	Fenner Wind Maximum 8-hr Leq [dBA]
			X (m)	Y (m)			
1955	Year-Round Residence	Non-Participating	320260.54	331835.74	33	26	32
1956	Year-Round Residence	Non-Participating	320182.78	332025.79	33	27	32
1957	Year-Round Residence	Non-Participating	320087.46	331982.84	34	27	33
1958	Year-Round Residence	Non-Participating	319939.94	332260.59	34	27	33
1959	Year-Round Residence	Non-Participating	319955.83	332445.74	33	26	32
1960	Year-Round Residence	Non-Participating	319943.67	332519.92	33	26	32
1961	Year-Round Residence	Non-Participating	319917.99	332725.64	32	25	31
1962	Year-Round Residence	Non-Participating	319680.28	332955.45	32	25	31
1963	Year-Round Residence	Non-Participating	319808.54	333039.04	32	25	31
1964	Year-Round Residence	Non-Participating	319754.04	333233.44	32	24	31
1965	Year-Round Residence	Non-Participating	321044.74	331018.96	32	29	29
1966	Year-Round Residence	Non-Participating	321110.27	330698.26	32	29	28
1967	Year-Round Residence	Non-Participating	321062.15	329291.96	34	33	27
1968	Year-Round Residence	Non-Participating	321604.79	329490.49	32	31	25
1969	Year-Round Residence	Non-Participating	321991.65	329235.55	32	30	24
1970	Year-Round Residence	Non-Participating	322095.64	329270.80	31	30	24
1971	Year-Round Residence	Non-Participating	322345.93	329324.04	30	29	24
1973	Year-Round Residence	Non-Participating	323140.55	329331.31	29	27	22
1974	Year-Round Residence	Non-Participating	322337.86	330609.00	29	27	24
1975	Year-Round Residence	Non-Participating	322438.15	330529.46	29	27	24
1976	Year-Round Residence	Non-Participating	322830.42	330295.43	29	27	23
1977	Year-Round Residence	Non-Participating	322911.46	330240.03	29	27	23
1978	Year-Round Residence	Non-Participating	322402.91	331347.48	28	26	25
1979	Year-Round Residence	Non-Participating	322646.48	330806.88	29	27	24
1980	Year-Round Residence	Non-Participating	322971.22	330121.00	29	27	23
1981	Year-Round Residence	Non-Participating	322990.60	330073.44	29	27	23
1982	Year-Round Residence	Non-Participating	323046.33	330107.88	29	27	23
1983	Year-Round Residence	Non-Participating	323013.22	330038.99	28	27	22
1984	Year-Round Residence	Non-Participating	323089.43	330007.66	28	27	22
1985	Year-Round Residence	Non-Participating	323038.98	329893.28	29	27	23
1986	Year-Round Residence	Non-Participating	323048.63	329831.63	29	27	22
1988	Year-Round Residence	Non-Participating	323044.55	329788.37	29	28	22
1989	Year-Round Residence	Non-Participating	323098.51	329777.92	29	27	22
1990	Year-Round Residence	Non-Participating	323098.81	329800.61	29	27	22
1991	Year-Round Residence	Non-Participating	323098.93	329757.70	29	28	22

Table 7-8.1a: Cumulative Total Project Sound Level Modeling Results (Leq (8-Hour)) at Discrete Points - Sorted by Receptor ID [Residential and Non-Participating Receptors]

Modeling Receptor ID	Receptor Type	Participation Status	Coordinates NAD83 2011 State Plane New York Central (FIPS 3102)		Cumulative Maximum 8-hr Leq [dBA]	Project Only Maximum 8-hr Leq [dBA]	Fenner Wind Maximum 8-hr Leq [dBA]
			X (m)	Y (m)			
1992	Year-Round Residence	Non-Participating	323098.62	329734.54	29	28	22
1993	Year-Round Residence	Non-Participating	323057.16	329698.73	29	28	22
1994	Year-Round Residence	Non-Participating	323097.45	329706.61	29	28	22
1995	Year-Round Residence	Non-Participating	323061.52	329676.64	29	28	22
1996	Year-Round Residence	Non-Participating	323001.07	329692.19	29	28	23
1997	Year-Round Residence	Non-Participating	323168.84	329641.36	29	27	22
1998	Year-Round Residence	Non-Participating	323204.77	329680.98	29	28	22
1999	Year-Round Residence	Non-Participating	323285.01	329649.34	29	28	22
2000	Year-Round Residence	Non-Participating	323343.99	329646.16	29	28	22
2001	Year-Round Residence	Non-Participating	323446.26	329798.06	29	28	22
2002	Year-Round Residence	Non-Participating	323436.28	329699.95	29	28	22
2003	Year-Round Residence	Non-Participating	323520.97	329667.54	29	28	21
2004	Year-Round Residence	Non-Participating	323551.24	329660.41	29	27	21
2005	Year-Round Residence	Non-Participating	323552.56	329729.38	29	27	21
2006	Year-Round Residence	Non-Participating	323661.47	329732.64	27	26	16
2007	Year-Round Residence	Non-Participating	323541.12	329747.38	29	27	21
2008	Year-Round Residence	Non-Participating	323502.81	329730.28	29	27	21
2009	Year-Round Residence	Non-Participating	323489.94	329752.11	29	27	21
2010	Year-Round Residence	Non-Participating	323478.29	329763.67	29	27	21
2011	Year-Round Residence	Non-Participating	323521.54	329793.36	28	27	19
2012	Year-Round Residence	Non-Participating	323480.35	329837.11	29	28	22
2013	Year-Round Residence	Non-Participating	323429.46	329815.68	29	28	22
2014	Year-Round Residence	Non-Participating	323471.50	329852.79	29	28	22
2015	Year-Round Residence	Non-Participating	323455.62	329869.03	29	28	22
2016	Year-Round Residence	Non-Participating	323388.92	329877.26	29	28	22
2018	Year-Round Residence	Non-Participating	323327.39	329873.39	29	28	22
2019	Year-Round Residence	Non-Participating	323305.54	329869.32	29	28	22
2020	Year-Round Residence	Non-Participating	323271.91	329862.88	29	28	22
2021	Year-Round Residence	Non-Participating	323235.82	329860.65	29	28	22
2022	Year-Round Residence	Non-Participating	323212.27	329863.13	29	28	22
2023	Year-Round Residence	Non-Participating	323188.25	329861.84	29	28	22
2024	Year-Round Residence	Non-Participating	323169.33	329859.30	29	27	22
2026	Year-Round Residence	Non-Participating	323129.00	329851.50	29	27	22
2027	Year-Round Residence	Non-Participating	323195.85	330142.86	29	27	22
2028	Year-Round Residence	Non-Participating	323192.23	329944.48	29	28	22

Table 7-8.1a: Cumulative Total Project Sound Level Modeling Results (Leq (8-Hour)) at Discrete Points - Sorted by Receptor ID [Residential and Non-Participating Receptors]

Modeling Receptor ID	Receptor Type	Participation Status	Coordinates NAD83 2011 State Plane New York Central (FIPS 3102)		Cumulative Maximum 8-hr Leq [dBA]	Project Only Maximum 8-hr Leq [dBA]	Fenner Wind Maximum 8-hr Leq [dBA]
			X (m)	Y (m)			
2029	Year-Round Residence	Non-Participating	323250.42	329945.42	29	28	22
2030	Year-Round Residence	Non-Participating	323361.84	329958.33	29	27	22
2031	Year-Round Residence	Non-Participating	323377.10	329960.54	29	27	22
2032	Year-Round Residence	Non-Participating	323423.11	329981.99	29	27	22
2033	Year-Round Residence	Non-Participating	323450.27	329972.73	29	27	22
2034	Year-Round Residence	Non-Participating	323448.22	330009.65	29	27	22
2036	Year-Round Residence	Non-Participating	323461.82	330091.10	29	27	22
2037	Year-Round Residence	Non-Participating	323514.46	330105.31	28	27	22
2038	Year-Round Residence	Non-Participating	323840.31	330051.41	27	26	16
2039	Year-Round Residence	Non-Participating	323976.39	329712.62	28	27	20
2040	Year-Round Residence	Non-Participating	324094.69	329705.97	28	27	20
2041	Year-Round Residence	Non-Participating	324508.72	329582.97	28	27	19
2042	Year-Round Residence	Non-Participating	325662.81	328685.59	28	28	17
2043	Year-Round Residence	Non-Participating	325637.47	328582.74	29	28	17
2044	Year-Round Residence	Non-Participating	323606.55	329565.65	28	27	16
2045	Year-Round Residence	Non-Participating	323750.82	329486.04	28	27	20
2046	Year-Round Residence	Non-Participating	323785.51	329427.18	28	27	21
2047	Year-Round Residence	Non-Participating	323726.91	329400.83	28	27	21
2048	Year-Round Residence	Non-Participating	323854.12	329321.57	28	27	20
2049	Year-Round Residence	Non-Participating	323930.17	329231.44	28	27	20
2050	Year-Round Residence	Non-Participating	324042.19	328949.93	27	26	20
2051	Year-Round Residence	Non-Participating	324169.58	328941.98	27	26	18
2052	Year-Round Residence	Non-Participating	324146.40	328860.65	27	26	14
2053	Year-Round Residence	Non-Participating	324682.51	328443.76	30	29	13
2054	Year-Round Residence	Non-Participating	324061.24	328138.99	33	32	14
2055	Year-Round Residence	Non-Participating	323948.76	328147.07	33	32	14
2056	Year-Round Residence	Non-Participating	323899.57	328071.17	33	33	14
2057	Year-Round Residence	Non-Participating	323839.41	328147.27	33	32	14
2058	Year-Round Residence	Non-Participating	323658.96	328113.73	34	33	15
2059	Year-Round Residence	Non-Participating	323694.86	328049.76	34	33	14
2060	Year-Round Residence	Non-Participating	323584.06	327984.86	34	34	15
2061	Year-Round Residence	Non-Participating	323457.51	328049.05	34	33	15
2062	Year-Round Residence	Non-Participating	323401.85	328034.31	34	34	15
2063	Year-Round Residence	Non-Participating	323383.12	328259.19	33	32	15
2064	Year-Round Residence	Non-Participating	323407.67	328178.71	33	33	15

Table 7-8.1a: Cumulative Total Project Sound Level Modeling Results (Leq (8-Hour)) at Discrete Points - Sorted by Receptor ID [Residential and Non-Participating Receptors]

Modeling Receptor ID	Receptor Type	Participation Status	Coordinates NAD83 2011 State Plane New York Central (FIPS 3102)		Cumulative Maximum 8-hr Leq [dBA]	Project Only Maximum 8-hr Leq [dBA]	Fenner Wind Maximum 8-hr Leq [dBA]
			X (m)	Y (m)			
2065	Year-Round Residence	Non-Participating	323334.22	328172.95	33	33	15
2066	Year-Round Residence	Non-Participating	323255.59	328317.30	33	32	16
2067	Year-Round Residence	Non-Participating	323367.72	328105.58	34	33	15
2068	Year-Round Residence	Non-Participating	323348.86	328314.75	33	32	15
2069	Year-Round Residence	Non-Participating	323365.81	328452.78	32	32	16
2071	Year-Round Residence	Non-Participating	323074.41	328800.53	30	29	17
2072	Year-Round Residence	Non-Participating	323018.19	329333.57	29	28	22
2073	Year-Round Residence	Non-Participating	323126.84	328452.34	32	32	16
2074	Year-Round Residence	Non-Participating	323083.97	328367.94	33	32	16
2075	Year-Round Residence	Non-Participating	322991.47	328245.18	34	33	16
2076	Year-Round Residence	Non-Participating	322768.02	328103.89	35	34	20
2077	Year-Round Residence	Non-Participating	322467.02	327568.43	37	37	21
2078	Year-Round Residence	Non-Participating	322707.64	327206.33	40	40	20
2079	Year-Round Residence	Non-Participating	322777.42	327105.61	41	41	20
2080	Year-Round Residence	Non-Participating	322496.52	327052.38	42	41	21
2081	Year-Round Residence	Non-Participating	322573.49	326898.05	43	42	15
2082	Year-Round Residence	Non-Participating	322567.06	326840.98	43	43	15
2084	Year-Round Residence	Non-Participating	322592.59	326689.96	44	43	15
2085	Year-Round Residence	Non-Participating	322612.52	326636.84	44	43	15
2087	Year-Round Residence	Non-Participating	320969.30	328928.06	35	34	24
2088	Year-Round Residence	Non-Participating	320913.27	328673.84	34	34	21
2089	Year-Round Residence	Non-Participating	320917.43	328713.54	35	34	22
2090	Year-Round Residence	Non-Participating	321018.22	328480.66	35	35	23
2091	Year-Round Residence	Non-Participating	320734.52	328209.08	35	34	21
2092	Year-Round Residence	Non-Participating	320863.84	327734.75	37	36	20
2093	Year-Round Residence	Non-Participating	320865.80	327648.28	37	36	19
2094	Year-Round Residence	Non-Participating	320911.57	327443.86	38	37	19
2095	Year-Round Residence	Non-Participating	321231.57	327396.28	38	38	18
2096	Year-Round Residence	Non-Participating	321281.06	327432.34	38	37	18
2097	Year-Round Residence	Non-Participating	321305.49	327439.75	38	37	18
2098	Year-Round Residence	Non-Participating	321472.45	327560.64	37	37	18
2099	Year-Round Residence	Non-Participating	321845.99	327638.43	37	37	22
2100	Year-Round Residence	Non-Participating	321663.33	327576.76	38	37	21
2101	Year-Round Residence	Non-Participating	321949.54	327582.40	37	37	22
2103	Year-Round Residence	Non-Participating	321101.11	327013.69	40	39	18

Table 7-8.1a: Cumulative Total Project Sound Level Modeling Results (Leq (8-Hour)) at Discrete Points - Sorted by Receptor ID [Residential and Non-Participating Receptors]

Modeling Receptor ID	Receptor Type	Participation Status	Coordinates NAD83 2011 State Plane New York Central (FIPS 3102)		Cumulative Maximum 8-hr Leq [dBA]	Project Only Maximum 8-hr Leq [dBA]	Fenner Wind Maximum 8-hr Leq [dBA]
			X (m)	Y (m)			
2105	Year-Round Residence	Non-Participating	321022.08	326632.06	41	40	17
2106	Year-Round Residence	Non-Participating	321088.81	326528.24	41	40	17
2108	Year-Round Residence	Non-Participating	321029.12	326173.07	40	40	16
2109	Year-Round Residence	Non-Participating	321023.32	326056.07	40	40	16
2110	Year-Round Residence	Non-Participating	321235.28	325875.73	40	40	15
2111	Year-Round Residence	Non-Participating	320566.39	326039.10	42	41	16
2112	Year-Round Residence	Non-Participating	320670.77	325947.15	41	40	16
2113	Year-Round Residence	Non-Participating	320801.03	326107.49	41	40	16
2114	Year-Round Residence	Non-Participating	320855.37	326109.39	41	40	16
2116	Year-Round Residence	Non-Participating	321181.58	325502.12	39	38	15
2117	Year-Round Residence	Non-Participating	321494.75	325447.42	40	40	14
2118	Year-Round Residence	Non-Participating	322261.33	325265.68	39	39	13
2119	Year-Round Residence	Non-Participating	320754.16	325409.48	38	37	15
2120	Year-Round Residence	Non-Participating	320611.79	325266.40	37	37	15
2121	Year-Round Residence	Non-Participating	320235.73	325197.65	37	36	15
2122	Year-Round Residence	Non-Participating	320001.27	325159.85	37	36	15
2124	Year-Round Residence	Non-Participating	319855.37	324982.19	35	35	15
2125	Year-Round Residence	Non-Participating	319793.27	325065.57	36	35	15
2126	Year-Round Residence	Non-Participating	319599.34	324648.18	34	34	20
2127	Year-Round Residence	Non-Participating	319354.71	325044.13	34	34	15
2128	Year-Round Residence	Non-Participating	319139.67	325009.96	34	33	15
2129	Year-Round Residence	Non-Participating	319033.08	325020.70	33	33	16
2130	Year-Round Residence	Non-Participating	318739.64	325178.02	34	33	16
2131	Year-Round Residence	Non-Participating	318427.18	323649.23	29	29	18
2132	Year-Round Residence	Non-Participating	318538.37	323819.18	29	29	13
2133	Year-Round Residence	Non-Participating	319953.76	323718.65	30	29	13
2134	Year-Round Residence	Non-Participating	320119.88	323794.81	31	31	13
2135	Year-Round Residence	Non-Participating	320487.89	323811.67	33	33	12
2136	Year-Round Residence	Non-Participating	320499.59	323707.41	33	32	12
2137	Year-Round Residence	Non-Participating	320588.73	323829.73	33	33	12
2138	Year-Round Residence	Non-Participating	320634.31	323597.91	33	33	12
2139	Year-Round Residence	Non-Participating	320652.32	323847.65	34	33	12
2140	Year-Round Residence	Non-Participating	320714.19	323721.22	34	33	12
2141	Year-Round Residence	Non-Participating	320807.77	323957.87	35	34	12
2142	Year-Round Residence	Non-Participating	320951.10	323740.62	34	34	12

Table 7-8.1a: Cumulative Total Project Sound Level Modeling Results (Leq (8-Hour)) at Discrete Points - Sorted by Receptor ID [Residential and Non-Participating Receptors]

Modeling Receptor ID	Receptor Type	Participation Status	Coordinates NAD83 2011 State Plane New York Central (FIPS 3102)		Cumulative Maximum 8-hr Leq [dBA]	Project Only Maximum 8-hr Leq [dBA]	Fenner Wind Maximum 8-hr Leq [dBA]
			X (m)	Y (m)			
2143	Year-Round Residence	Non-Participating	321128.20	323846.61	36	36	12
2144	Year-Round Residence	Non-Participating	321236.64	323755.62	36	36	12
2147	Year-Round Residence	Non-Participating	321244.65	324691.59	40	40	13
2148	Year-Round Residence	Non-Participating	321289.82	324758.55	40	40	13
2149	Year-Round Residence	Non-Participating	321216.36	325253.60	39	39	14
2150	Year-Round Residence	Non-Participating	318961.48	322595.58	23	23	11
2151	Year-Round Residence	Non-Participating	319107.37	322596.03	23	23	11
2152	Year-Round Residence	Non-Participating	319131.72	322744.88	24	23	11
2153	Year-Round Residence	Non-Participating	319431.50	322697.62	24	23	11
2154	Year-Round Residence	Non-Participating	319500.43	322629.84	24	23	11
2155	Year-Round Residence	Non-Participating	319492.20	322508.22	24	23	11
2156	Year-Round Residence	Non-Participating	319675.98	322626.26	28	27	11
2157	Year-Round Residence	Non-Participating	319723.26	322575.18	27	27	11
2158	Year-Round Residence	Non-Participating	319862.71	322633.13	28	28	11
2159	Year-Round Residence	Non-Participating	320013.02	322705.20	28	28	11
2160	Year-Round Residence	Non-Participating	320133.34	322561.27	28	28	10
2161	Year-Round Residence	Non-Participating	320108.93	322456.92	26	26	10
2162	Year-Round Residence	Non-Participating	320278.12	322230.53	28	27	10
2163	Year-Round Residence	Non-Participating	320072.06	322107.50	27	27	10
2164	Year-Round Residence	Non-Participating	320128.77	321873.81	27	27	9
2165	Year-Round Residence	Non-Participating	320198.12	321872.89	27	27	9
2166	Year-Round Residence	Non-Participating	320646.36	322406.37	27	27	10
2167	Year-Round Residence	Non-Participating	320688.55	322405.73	27	27	10
2168	Year-Round Residence	Non-Participating	320865.18	322476.96	27	26	10
2169	Year-Round Residence	Non-Participating	320871.34	322333.98	28	28	10
2170	Year-Round Residence	Non-Participating	321008.19	322520.21	27	27	10
2171	Year-Round Residence	Non-Participating	321036.45	322623.33	28	27	10
2172	Year-Round Residence	Non-Participating	321196.77	322674.85	30	29	10
2173	Year-Round Residence	Non-Participating	321332.24	323205.30	32	32	11
2174	Year-Round Residence	Non-Participating	321273.03	323611.33	35	35	11
2175	Year-Round Residence	Non-Participating	321330.49	323663.55	36	35	11
2176	Year-Round Residence	Non-Participating	321266.37	323695.12	36	36	12
2177	Year-Round Residence	Non-Participating	321332.01	323690.66	36	36	12
2178	Year-Round Residence	Non-Participating	321326.62	323721.44	36	36	12
2179	Year-Round Residence	Non-Participating	321331.28	323755.26	37	36	12

Table 7-8.1a: Cumulative Total Project Sound Level Modeling Results (Leq (8-Hour)) at Discrete Points - Sorted by Receptor ID [Residential and Non-Participating Receptors]

Modeling Receptor ID	Receptor Type	Participation Status	Coordinates NAD83 2011 State Plane New York Central (FIPS 3102)		Cumulative Maximum 8-hr Leq [dBA]	Project Only Maximum 8-hr Leq [dBA]	Fenner Wind Maximum 8-hr Leq [dBA]
			X (m)	Y (m)			
2180	Year-Round Residence	Non-Participating	321392.43	323805.81	37	37	12
2181	Year-Round Residence	Non-Participating	321457.24	323895.86	38	38	12
2182	Year-Round Residence	Non-Participating	321481.47	323815.21	38	38	12
2183	Year-Round Residence	Non-Participating	321550.16	323819.68	38	38	12
2184	Year-Round Residence	Non-Participating	321797.10	323858.39	40	40	14
2185	Year-Round Residence	Non-Participating	322317.09	323793.43	40	40	15
2186	Year-Round Residence	Non-Participating	322299.17	323692.72	39	39	15
2187	Year-Round Residence	Non-Participating	322289.02	323632.63	39	39	15
2188	Year-Round Residence	Non-Participating	322498.93	323685.05	40	40	11
2190	Year-Round Residence	Non-Participating	322237.95	323370.69	37	37	14
2191	Year-Round Residence	Non-Participating	322306.56	322793.17	33	33	9
2192	Year-Round Residence	Non-Participating	321645.38	322762.48	28	28	10
2193	Year-Round Residence	Non-Participating	321506.29	322752.90	30	30	10
2194	Year-Round Residence	Non-Participating	321399.49	322715.29	30	30	10
2195	Year-Round Residence	Non-Participating	321428.38	322675.44	30	30	10
2196	Year-Round Residence	Non-Participating	322414.03	321457.55	28	28	8
2197	Year-Round Residence	Non-Participating	322337.39	321291.48	27	27	8
2198	Year-Round Residence	Non-Participating	322350.12	321149.07	27	26	7
2199	Year-Round Residence	Non-Participating	322375.72	320848.19	26	26	7
2200	Year-Round Residence	Non-Participating	322499.02	320616.23	25	25	7
2201	Year-Round Residence	Non-Participating	322801.07	320586.67	26	26	6
2202	Year-Round Residence	Non-Participating	323045.34	320704.79	26	26	6
2203	Year-Round Residence	Non-Participating	323233.08	320282.05	26	26	6
2204	Year-Round Residence	Non-Participating	323624.44	320853.85	27	27	6
2210	Year-Round Residence	Non-Participating	322830.49	320670.86	26	26	7
2272	Year-Round Residence	Non-Participating	322393.92	321271.49	27	27	7
2273	Seasonal Residence	Non-Participating	323228.81	320305.64	26	26	6
2278	Year-Round Residence	Non-Participating	322400.69	321167.43	27	26	7
2282	Year-Round Residence	Non-Participating	315427.17	323244.21	26	25	17
2285	Year-Round Residence	Non-Participating	321281.75	323344.86	33	33	11
2288	Year-Round Residence	Non-Participating	317714.28	323769.99	29	29	13
2289	Year-Round Residence	Non-Participating	315802.63	325088.17	32	32	16
2290	Year-Round Residence	Non-Participating	316680.98	324109.55	29	29	14
2294	Year-Round Residence	Non-Participating	320793.90	328512.24	35	35	21
2295	Year-Round Residence	Non-Participating	319964.32	329432.95	39	38	30

Table 7-8.1a: Cumulative Total Project Sound Level Modeling Results (Leq (8-Hour)) at Discrete Points - Sorted by Receptor ID [Residential and Non-Participating Receptors]

Modeling Receptor ID	Receptor Type	Participation Status	Coordinates NAD83 2011 State Plane New York Central (FIPS 3102)		Cumulative Maximum 8-hr Leq [dBA]	Project Only Maximum 8-hr Leq [dBA]	Fenner Wind Maximum 8-hr Leq [dBA]
			X (m)	Y (m)			
2296	Year-Round Residence	Non-Participating	320015.01	329237.79	39	39	29
2297	Year-Round Residence	Non-Participating	319023.18	326977.46	41	41	24
2298	Year-Round Residence	Non-Participating	323840.75	329758.79	28	27	20
2300	Year-Round Residence	Non-Participating	314994.79	328708.63	34	30	29
2301	Year-Round Residence	Non-Participating	319061.13	333208.12	33	24	32
2302	Year-Round Residence	Non-Participating	317634.41	333444.75	37	24	36
2304	Year-Round Residence	Non-Participating	316723.50	330023.82	43	33	42
2306	Year-Round Residence	Non-Participating	313880.70	327015.38	30	28	23
2307	Year-Round Residence	Non-Participating	315008.18	329053.93	34	30	30
2308	Year-Round Residence	Non-Participating	315007.78	330770.16	35	26	34
2310	Year-Round Residence	Non-Participating	313500.02	328731.95	27	25	21
2311	Year-Round Residence	Non-Participating	315619.09	332050.39	39	25	39
2312	Year-Round Residence	Non-Participating	317322.62	327370.68	41	41	23
2324	Seasonal Residence	Non-Participating	316991.50	325358.05	39	39	21
2325	Year-Round Residence	Non-Participating	315598.28	326588.23	37	36	19
2326	Year-Round Residence	Non-Participating	315628.98	326631.08	37	36	20
2327	Year-Round Residence	Non-Participating	315708.22	326612.24	37	37	20
2333	Year-Round Residence	Non-Participating	320170.47	329386.57	37	37	28
Summary of Maximum and Minimum Sound Levels for Non-Participating Residential Receptors							
1584	Year-Round Residence	Non-Participating	316831.43	331217.22	50	29	50
382	Year-Round Residence	Non-Participating	330037.86	321542.29	19	19	2

Table 7-8.1b: Cumulative Total Project Sound Level Modeling Results (Leq (8-Hour)) at Discrete Points - Sorted by Sound Level [Residential and Non-Participating Receptors]

Modeling Receptor ID	Receptor Type	Participation Status	Coordinates NAD83 2011 State Plane New York Central (FIPS 3102)		Cumulative Maximum 8-hr Leq [dBA]	Project Only Maximum 8-hr Leq [dBA]	Fenner Wind Maximum 8-hr Leq [dBA]
			X (m)	Y (m)			
1585	Year-Round Residence	Non-Participating	316859.36	331102.09	50	29	49
1584	Year-Round Residence	Non-Participating	316831.43	331217.22	50	29	50
1534	Year-Round Residence	Non-Participating	316940.62	332517.63	50	26	50
1588	Year-Round Residence	Non-Participating	316843.19	330708.39	49	31	49
1586	Year-Round Residence	Non-Participating	316826.82	331047.66	49	30	49
1587	Year-Round Residence	Non-Participating	316853.49	330976.13	49	30	49
1589	Year-Round Residence	Non-Participating	316836.94	330583.82	48	31	48
1533	Year-Round Residence	Non-Participating	316965.40	332094.86	48	27	48
1421	Seasonal Residence	Non-Participating	316258.35	332105.08	47	26	47
1532	Year-Round Residence	Non-Participating	316243.14	332049.68	47	26	47
1590	Year-Round Residence	Non-Participating	316840.66	330247.46	46	33	46
1536	Year-Round Residence	Non-Participating	317162.01	332007.60	46	27	46
1546	Year-Round Residence	Non-Participating	316384.90	331774.75	46	27	46
1548	Year-Round Residence	Non-Participating	317771.95	332376.33	46	26	46
1538	Year-Round Residence	Non-Participating	317470.51	332078.34	46	26	46
1531	Year-Round Residence	Non-Participating	316179.66	332111.57	46	25	46
1535	Year-Round Residence	Non-Participating	316948.80	332661.74	46	25	46
1835	Year-Round Residence	Non-Participating	316840.21	327098.10	45	44	22
1838	Year-Round Residence	Non-Participating	316826.23	326999.13	45	45	21
708	Year-Round Residence	Non-Participating	323690.28	324591.21	45	44	10
1173	Year-Round Residence	Non-Participating	326836.02	324708.98	45	45	7
1547	Year-Round Residence	Non-Participating	317251.00	331773.09	45	28	45
1537	Year-Round Residence	Non-Participating	317303.94	331926.49	45	28	45
1539	Year-Round Residence	Non-Participating	317531.49	332035.95	45	26	45
1836	Year-Round Residence	Non-Participating	316933.82	327084.00	44	44	24
1837	Year-Round Residence	Non-Participating	316884.39	327047.54	44	44	22
1818	Year-Round Residence	Non-Participating	317538.98	326863.36	44	44	25
709	Year-Round Residence	Non-Participating	323599.59	324540.28	44	43	11
1948	Year-Round Residence	Non-Participating	319223.49	331298.24	44	26	44
1871	Year-Round Residence	Non-Participating	317729.48	328627.04	44	44	32
1877	Year-Round Residence	Non-Participating	317873.20	327868.11	44	44	24
1880	Year-Round Residence	Non-Participating	318181.54	329665.21	44	44	36
553	Year-Round Residence	Non-Participating	327187.08	325373.13	44	44	7
1878	Year-Round Residence	Non-Participating	317875.16	327765.14	44	43	24
1881	Year-Round Residence	Non-Participating	318246.14	329677.09	44	43	36

Table 7-8.1b: Cumulative Total Project Sound Level Modeling Results (Leq (8-Hour)) at Discrete Points - Sorted by Sound Level [Residential and Non-Participating Receptors]

Modeling Receptor ID	Receptor Type	Participation Status	Coordinates NAD83 2011 State Plane New York Central (FIPS 3102)		Cumulative Maximum 8-hr Leq [dBA]	Project Only Maximum 8-hr Leq [dBA]	Fenner Wind Maximum 8-hr Leq [dBA]
			X (m)	Y (m)			
1882	Year-Round Residence	Non-Participating	318341.11	329689.11	44	43	36
1422	Seasonal Residence	Non-Participating	317821.10	332559.73	44	26	44
1847	Year-Round Residence	Non-Participating	316729.64	327608.64	44	43	24
2084	Year-Round Residence	Non-Participating	322592.59	326689.96	44	43	15
2085	Year-Round Residence	Non-Participating	322612.52	326636.84	44	43	15
1845	Year-Round Residence	Non-Participating	316869.29	327483.59	43	43	27
1846	Year-Round Residence	Non-Participating	316867.91	327577.62	43	42	28
699	Year-Round Residence	Non-Participating	324594.92	324913.88	43	42	10
542	Year-Round Residence	Non-Participating	326946.82	323784.39	43	43	6
543	Year-Round Residence	Non-Participating	326931.48	323842.78	43	43	6
554	Year-Round Residence	Non-Participating	327684.86	325423.87	43	43	7
1810	Year-Round Residence	Non-Participating	317870.98	326376.84	43	43	23
1819	Year-Round Residence	Non-Participating	317637.37	326943.56	43	43	25
452	Year-Round Residence	Non-Participating	322888.01	323483.97	43	43	10
1876	Year-Round Residence	Non-Participating	317788.11	327773.05	43	43	24
1171	Year-Round Residence	Non-Participating	327603.15	325435.83	43	43	7
686	Year-Round Residence	Non-Participating	325607.20	325343.89	43	43	12
449	Year-Round Residence	Non-Participating	323317.56	323288.56	43	43	9
1903	Year-Round Residence	Non-Participating	318390.70	327291.22	43	43	22
2082	Year-Round Residence	Non-Participating	322567.06	326840.98	43	43	15
541	Year-Round Residence	Non-Participating	326962.47	323754.45	43	43	6
1897	Year-Round Residence	Non-Participating	319792.29	328291.44	43	43	26
1874	Year-Round Residence	Non-Participating	317795.94	327720.97	43	42	24
660	Year-Round Residence	Non-Participating	326224.58	325615.64	43	43	13
1883	Year-Round Residence	Non-Participating	318451.05	329711.83	43	43	36
1886	Year-Round Residence	Non-Participating	319089.32	329472.21	43	43	33
453	Year-Round Residence	Non-Participating	322840.82	323525.82	43	43	10
1578	Year-Round Residence	Non-Participating	318876.04	331665.43	43	25	42
1834	Year-Round Residence	Non-Participating	317079.85	327285.09	43	42	23
1901	Year-Round Residence	Non-Participating	319781.73	327276.44	43	42	20
1812	Year-Round Residence	Non-Participating	317861.16	326565.00	43	42	21
704	Year-Round Residence	Non-Participating	322857.95	326139.50	43	42	14
703	Year-Round Residence	Non-Participating	322846.05	326170.30	43	42	14
2081	Year-Round Residence	Non-Participating	322573.49	326898.05	43	42	15
2304	Year-Round Residence	Non-Participating	316723.50	330023.82	43	33	42

Table 7-8.1b: Cumulative Total Project Sound Level Modeling Results (Leq (8-Hour)) at Discrete Points - Sorted by Sound Level [Residential and Non-Participating Receptors]

Modeling Receptor ID	Receptor Type	Participation Status	Coordinates NAD83 2011 State Plane New York Central (FIPS 3102)		Cumulative Maximum 8-hr Leq [dBA]	Project Only Maximum 8-hr Leq [dBA]	Fenner Wind Maximum 8-hr Leq [dBA]
			X (m)	Y (m)			
1848	Year-Round Residence	Non-Participating	316860.53	327661.08	42	42	28
1833	Year-Round Residence	Non-Participating	317149.87	327315.26	42	42	23
1840	Year-Round Residence	Non-Participating	316398.61	326657.22	42	42	20
454	Year-Round Residence	Non-Participating	322770.63	323572.25	42	42	14
1815	Year-Round Residence	Non-Participating	317784.56	326706.62	42	42	21
1831	Year-Round Residence	Non-Participating	317300.80	327256.63	42	42	22
1832	Year-Round Residence	Non-Participating	317203.09	327364.27	42	41	23
656	Year-Round Residence	Non-Participating	326367.51	325624.10	42	42	8
658	Year-Round Residence	Non-Participating	326307.12	325606.54	42	42	8
1820	Year-Round Residence	Non-Participating	317691.66	327012.44	42	42	25
1821	Year-Round Residence	Non-Participating	317665.11	327126.93	42	42	26
662	Year-Round Residence	Non-Participating	325969.48	325710.06	42	42	15
552	Year-Round Residence	Non-Participating	326755.39	325346.80	42	42	8
1872	Year-Round Residence	Non-Participating	317663.68	327687.36	42	41	24
1902	Year-Round Residence	Non-Participating	319178.04	327068.60	42	42	20
1813	Year-Round Residence	Non-Participating	317954.94	326603.29	42	42	20
1822	Year-Round Residence	Non-Participating	317635.65	327185.22	42	41	26
1910	Year-Round Residence	Non-Participating	317869.78	327340.63	42	42	23
1809	Year-Round Residence	Non-Participating	317952.09	326188.63	42	42	21
1896	Year-Round Residence	Non-Participating	319856.01	328167.37	42	42	25
1906	Year-Round Residence	Non-Participating	318198.61	327257.05	42	42	22
1909	Year-Round Residence	Non-Participating	317946.40	327282.03	42	42	23
540	Year-Round Residence	Non-Participating	327012.42	323661.50	42	42	6
659	Year-Round Residence	Non-Participating	326269.00	325693.83	42	42	14
1870	Year-Round Residence	Non-Participating	317528.33	329143.42	42	41	35
661	Year-Round Residence	Non-Participating	326198.44	325709.84	42	42	15
1438	Year-Round Residence	Non-Participating	318721.38	329731.20	42	41	35
1602	Year-Round Residence	Non-Participating	317146.67	329782.64	42	36	41
1601	Year-Round Residence	Non-Participating	317011.56	329803.88	42	35	41
1549	Year-Round Residence	Non-Participating	317928.99	332531.91	42	26	42
1550	Year-Round Residence	Non-Participating	317912.84	332517.00	42	26	42
1551	Year-Round Residence	Non-Participating	317956.75	332503.53	42	26	42
1950	Year-Round Residence	Non-Participating	319124.00	331598.92	42	25	42
1530	Year-Round Residence	Non-Participating	315885.10	332053.75	42	25	42
1850	Year-Round Residence	Non-Participating	316720.79	327878.23	42	41	29

Table 7-8.1b: Cumulative Total Project Sound Level Modeling Results (Leq (8-Hour)) at Discrete Points - Sorted by Sound Level [Residential and Non-Participating Receptors]

Modeling Receptor ID	Receptor Type	Participation Status	Coordinates NAD83 2011 State Plane New York Central (FIPS 3102)		Cumulative Maximum 8-hr Leq [dBA]	Project Only Maximum 8-hr Leq [dBA]	Fenner Wind Maximum 8-hr Leq [dBA]
			X (m)	Y (m)			
1849	Year-Round Residence	Non-Participating	316800.48	327847.08	42	41	28
1851	Year-Round Residence	Non-Participating	316725.04	327941.87	42	41	29
1852	Year-Round Residence	Non-Participating	316797.72	327929.84	42	40	29
706	Year-Round Residence	Non-Participating	323320.03	324905.64	42	40	11
1911	Year-Round Residence	Non-Participating	317799.76	327315.89	42	41	24
1916	Year-Round Residence	Non-Participating	317683.63	327237.29	42	41	26
1898	Year-Round Residence	Non-Participating	319929.38	328013.01	42	41	25
2080	Year-Round Residence	Non-Participating	322496.52	327052.38	42	41	21
1899	Year-Round Residence	Non-Participating	320033.46	327691.83	42	41	23
2111	Year-Round Residence	Non-Participating	320566.39	326039.10	42	41	16
1827	Year-Round Residence	Non-Participating	317636.48	327508.14	41	41	23
1825	Year-Round Residence	Non-Participating	317579.77	327331.26	41	41	24
1828	Year-Round Residence	Non-Participating	317633.66	327536.18	41	41	23
1917	Year-Round Residence	Non-Participating	317707.23	327306.74	41	41	25
1914	Year-Round Residence	Non-Participating	317756.82	327231.65	41	41	26
1915	Year-Round Residence	Non-Participating	317743.67	327305.40	41	41	24
2312	Year-Round Residence	Non-Participating	317322.62	327370.68	41	41	23
1829	Year-Round Residence	Non-Participating	317585.61	327537.21	41	41	23
1814	Year-Round Residence	Non-Participating	317884.19	326712.01	41	41	20
1817	Year-Round Residence	Non-Participating	317775.27	326890.74	41	41	22
1826	Year-Round Residence	Non-Participating	317576.50	327491.43	41	41	23
1912	Year-Round Residence	Non-Participating	317869.60	327226.91	41	41	25
1913	Year-Round Residence	Non-Participating	317829.82	327219.15	41	41	25
1905	Year-Round Residence	Non-Participating	318337.74	327121.60	41	41	22
539	Year-Round Residence	Non-Participating	327028.98	323617.64	41	41	6
1811	Year-Round Residence	Non-Participating	318028.58	326513.05	41	41	20
1830	Year-Round Residence	Non-Participating	317523.96	327616.10	41	41	25
617	Year-Round Residence	Non-Participating	326708.71	325510.49	41	41	8
713	Year-Round Residence	Non-Participating	323281.10	323143.80	41	41	9
1816	Year-Round Residence	Non-Participating	317841.36	326803.41	41	41	21
1884	Year-Round Residence	Non-Participating	318947.05	329703.38	41	41	33
618	Year-Round Residence	Non-Participating	326712.96	325555.38	41	41	8
657	Year-Round Residence	Non-Participating	326332.81	325715.92	41	41	12
1895	Year-Round Residence	Non-Participating	319948.26	328511.28	41	41	26
267	Year-Round Residence	Non-Participating	325817.19	323510.11	41	41	7

Table 7-8.1b: Cumulative Total Project Sound Level Modeling Results (Leq (8-Hour)) at Discrete Points - Sorted by Sound Level [Residential and Non-Participating Receptors]

Modeling Receptor ID	Receptor Type	Participation Status	Coordinates NAD83 2011 State Plane New York Central (FIPS 3102)		Cumulative Maximum 8-hr Leq [dBA]	Project Only Maximum 8-hr Leq [dBA]	Fenner Wind Maximum 8-hr Leq [dBA]
			X (m)	Y (m)			
2079	Year-Round Residence	Non-Participating	322777.42	327105.61	41	41	20
1904	Year-Round Residence	Non-Participating	318411.16	327046.82	41	41	23
1907	Year-Round Residence	Non-Participating	318148.59	327089.71	41	41	23
1908	Year-Round Residence	Non-Participating	317946.93	327044.15	41	41	25
2297	Year-Round Residence	Non-Participating	319023.18	326977.46	41	41	24
555	Year-Round Residence	Non-Participating	327986.87	325353.51	41	41	6
655	Year-Round Residence	Non-Participating	326404.00	325722.64	41	41	8
455	Year-Round Residence	Non-Participating	322644.45	323527.32	41	41	13
1866	Year-Round Residence	Non-Participating	317277.95	329358.71	41	39	37
1868	Year-Round Residence	Non-Participating	317365.64	329241.46	41	40	36
1885	Year-Round Residence	Non-Participating	319021.18	329701.88	41	41	34
1867	Year-Round Residence	Non-Participating	317297.54	329233.89	41	39	36
1592	Year-Round Residence	Non-Participating	316349.09	330103.34	41	31	40
1582	Year-Round Residence	Non-Participating	318052.40	331754.82	41	28	40
1579	Year-Round Residence	Non-Participating	318317.00	331795.20	41	28	41
1580	Year-Round Residence	Non-Participating	318255.95	331816.99	41	28	41
1581	Year-Round Residence	Non-Participating	318142.94	331788.38	41	28	41
1545	Year-Round Residence	Non-Participating	315916.58	331615.03	41	26	41
1528	Year-Round Residence	Non-Participating	315767.33	332047.04	41	25	40
1949	Year-Round Residence	Non-Participating	319301.31	331553.68	41	25	41
1529	Year-Round Residence	Non-Participating	315835.06	332039.26	41	25	41
698	Year-Round Residence	Non-Participating	324363.05	325478.61	41	39	11
1841	Year-Round Residence	Non-Participating	316265.84	326629.64	41	41	20
1853	Year-Round Residence	Non-Participating	316791.30	328033.28	41	40	29
1432	Seasonal Residence	Non-Participating	319185.70	326447.45	41	41	19
2106	Year-Round Residence	Non-Participating	321088.81	326528.24	41	40	17
697	Year-Round Residence	Non-Participating	324282.81	325570.53	41	39	11
692	Year-Round Residence	Non-Participating	323917.32	326574.41	41	40	13
2105	Year-Round Residence	Non-Participating	321022.08	326632.06	41	40	17
1614	Year-Round Residence	Non-Participating	315874.56	328382.63	41	39	30
1613	Year-Round Residence	Non-Participating	315963.05	328457.18	41	38	30
2113	Year-Round Residence	Non-Participating	320801.03	326107.49	41	40	16
2112	Year-Round Residence	Non-Participating	320670.77	325947.15	41	40	16
2114	Year-Round Residence	Non-Participating	320855.37	326109.39	41	40	16
710	Year-Round Residence	Non-Participating	324371.67	323917.57	40	40	9

Table 7-8.1b: Cumulative Total Project Sound Level Modeling Results (Leq (8-Hour)) at Discrete Points - Sorted by Sound Level [Residential and Non-Participating Receptors]

Modeling Receptor ID	Receptor Type	Participation Status	Coordinates NAD83 2011 State Plane New York Central (FIPS 3102)		Cumulative Maximum 8-hr Leq [dBA]	Project Only Maximum 8-hr Leq [dBA]	Fenner Wind Maximum 8-hr Leq [dBA]
			X (m)	Y (m)			
700	Year-Round Residence	Non-Participating	324831.93	324371.68	40	40	9
538	Year-Round Residence	Non-Participating	326996.77	323448.82	40	40	6
654	Year-Round Residence	Non-Participating	326496.07	325713.02	40	40	8
2117	Year-Round Residence	Non-Participating	321494.75	325447.42	40	40	14
1144	Year-Round Residence	Non-Participating	325887.36	323375.87	40	40	7
1145	Year-Round Residence	Non-Participating	325890.11	323346.79	40	40	7
537	Year-Round Residence	Non-Participating	327087.71	323490.62	40	40	6
1894	Year-Round Residence	Non-Participating	320027.37	328482.27	40	40	26
2110	Year-Round Residence	Non-Participating	321235.28	325875.73	40	40	15
653	Year-Round Residence	Non-Participating	326572.88	325697.83	40	40	8
715	Seasonal Residence	Non-Participating	326701.27	325635.06	40	40	8
1893	Year-Round Residence	Non-Participating	320024.26	328665.82	40	40	26
619	Year-Round Residence	Non-Participating	326695.20	325726.06	40	40	8
1888	Year-Round Residence	Non-Participating	319629.55	329510.39	40	40	32
2109	Year-Round Residence	Non-Participating	321023.32	326056.07	40	40	16
266	Year-Round Residence	Non-Participating	325688.94	323400.19	40	40	7
691	Year-Round Residence	Non-Participating	323948.14	326728.54	40	40	13
2078	Year-Round Residence	Non-Participating	322707.64	327206.33	40	40	20
2108	Year-Round Residence	Non-Participating	321029.12	326173.07	40	40	16
2185	Year-Round Residence	Non-Participating	322317.09	323793.43	40	40	15
2184	Year-Round Residence	Non-Participating	321797.10	323858.39	40	40	14
2188	Year-Round Residence	Non-Participating	322498.93	323685.05	40	40	11
2148	Year-Round Residence	Non-Participating	321289.82	324758.55	40	40	13
2147	Year-Round Residence	Non-Participating	321244.65	324691.59	40	40	13
1892	Year-Round Residence	Non-Participating	320033.24	328805.43	40	40	24
1889	Year-Round Residence	Non-Participating	319725.06	329477.24	40	39	31
1887	Year-Round Residence	Non-Participating	319497.08	329612.15	40	39	33
1891	Year-Round Residence	Non-Participating	320012.36	329120.81	40	39	29
1864	Year-Round Residence	Non-Participating	317119.50	329207.05	40	38	36
1865	Year-Round Residence	Non-Participating	317149.31	329146.05	40	38	35
1943	Year-Round Residence	Non-Participating	318954.49	330094.34	40	37	36
1593	Year-Round Residence	Non-Participating	316115.85	330155.12	40	30	39
1583	Year-Round Residence	Non-Participating	318019.80	331786.40	40	28	40
1947	Year-Round Residence	Non-Participating	319467.80	331448.89	40	26	39
2103	Year-Round Residence	Non-Participating	321101.11	327013.69	40	39	18

Table 7-8.1b: Cumulative Total Project Sound Level Modeling Results (Leq (8-Hour)) at Discrete Points - Sorted by Sound Level [Residential and Non-Participating Receptors]

Modeling Receptor ID	Receptor Type	Participation Status	Coordinates NAD83 2011 State Plane New York Central (FIPS 3102)		Cumulative Maximum 8-hr Leq [dBA]	Project Only Maximum 8-hr Leq [dBA]	Fenner Wind Maximum 8-hr Leq [dBA]
			X (m)	Y (m)			
696	Year-Round Residence	Non-Participating	324194.77	325741.25	40	38	11
705	Year-Round Residence	Non-Participating	323158.90	325496.31	40	39	12
693	Year-Round Residence	Non-Participating	323939.22	326503.06	40	39	12
1156	Seasonal Residence	Non-Participating	323927.02	326942.58	40	39	13
1842	Year-Round Residence	Non-Participating	316196.14	326473.24	40	39	20
1862	Year-Round Residence	Non-Participating	317027.80	329217.38	40	37	36
1863	Year-Round Residence	Non-Participating	317121.04	329124.55	40	38	34
1615	Year-Round Residence	Non-Participating	315697.13	328351.49	40	38	29
1611	Year-Round Residence	Non-Participating	316178.09	328571.86	40	37	31
685	Year-Round Residence	Non-Participating	325319.64	325594.68	39	39	13
1843	Year-Round Residence	Non-Participating	316135.62	326486.33	39	39	20
1844	Year-Round Residence	Non-Participating	316097.57	326466.61	39	39	19
448	Year-Round Residence	Non-Participating	323550.58	323099.41	39	39	9
1855	Year-Round Residence	Non-Participating	316793.25	328400.12	39	38	30
1856	Year-Round Residence	Non-Participating	316791.15	328458.33	39	38	30
1857	Year-Round Residence	Non-Participating	316791.53	328497.47	39	38	31
1858	Year-Round Residence	Non-Participating	316936.56	328566.79	39	38	31
2118	Year-Round Residence	Non-Participating	322261.33	325265.68	39	39	13
509	Year-Round Residence	Non-Participating	327335.06	323449.52	39	39	6
510	Year-Round Residence	Non-Participating	327391.76	323456.44	39	39	6
511	Year-Round Residence	Non-Participating	327576.50	323465.03	39	39	5
2324	Seasonal Residence	Non-Participating	316991.50	325358.05	39	39	21
1174	Year-Round Residence	Non-Participating	328258.97	324981.09	39	39	6
508	Year-Round Residence	Non-Participating	327288.39	323447.52	39	39	6
683	Year-Round Residence	Non-Participating	325279.20	325628.61	39	39	13
684	Year-Round Residence	Non-Participating	325296.66	325606.08	39	39	13
682	Year-Round Residence	Non-Participating	325269.53	325663.08	39	38	13
2296	Year-Round Residence	Non-Participating	320015.01	329237.79	39	39	29
711	Year-Round Residence	Non-Participating	322599.52	325185.83	39	39	12
2186	Year-Round Residence	Non-Participating	322299.17	323692.72	39	39	15
2187	Year-Round Residence	Non-Participating	322289.02	323632.63	39	39	15
2149	Year-Round Residence	Non-Participating	321216.36	325253.60	39	39	14
264	Year-Round Residence	Non-Participating	325904.31	323193.03	39	39	7
556	Year-Round Residence	Non-Participating	328153.86	325350.10	39	39	6
1890	Year-Round Residence	Non-Participating	319926.16	329496.33	39	38	31

Table 7-8.1b: Cumulative Total Project Sound Level Modeling Results (Leq (8-Hour)) at Discrete Points - Sorted by Sound Level [Residential and Non-Participating Receptors]

Modeling Receptor ID	Receptor Type	Participation Status	Coordinates NAD83 2011 State Plane New York Central (FIPS 3102)		Cumulative Maximum 8-hr Leq [dBA]	Project Only Maximum 8-hr Leq [dBA]	Fenner Wind Maximum 8-hr Leq [dBA]
			X (m)	Y (m)			
1861	Year-Round Residence	Non-Participating	316964.17	329117.95	39	37	35
2295	Year-Round Residence	Non-Participating	319964.32	329432.95	39	38	30
1603	Year-Round Residence	Non-Participating	316828.16	329278.93	39	35	36
1423	Seasonal Residence	Non-Participating	316491.12	329705.46	39	33	38
1543	Year-Round Residence	Non-Participating	315555.89	331563.03	39	26	38
1552	Year-Round Residence	Non-Participating	318173.58	332579.80	39	26	38
1553	Year-Round Residence	Non-Participating	318198.75	332538.77	39	26	38
2311	Year-Round Residence	Non-Participating	315619.09	332050.39	39	25	39
1428	Seasonal Residence	Non-Participating	315968.20	326636.82	39	38	20
1612	Year-Round Residence	Non-Participating	315960.19	328594.36	39	37	31
2116	Year-Round Residence	Non-Participating	321181.58	325502.12	39	38	15
1608	Year-Round Residence	Non-Participating	316733.74	328837.52	39	37	33
1609	Year-Round Residence	Non-Participating	316491.74	328744.02	39	36	32
1610	Year-Round Residence	Non-Participating	316233.99	328685.00	39	36	32
1224	Year-Round Residence	Non-Participating	316822.82	329014.14	39	37	34
1859	Year-Round Residence	Non-Participating	316784.42	328783.87	39	37	33
1604	Year-Round Residence	Non-Participating	316840.36	329228.44	39	35	35
701	Year-Round Residence	Non-Participating	324991.93	323830.97	38	38	8
265	Year-Round Residence	Non-Participating	325943.43	323165.91	38	38	7
1430	Seasonal Residence	Non-Participating	320063.55	329354.58	38	38	29
1606	Year-Round Residence	Non-Participating	316605.59	328887.32	38	36	33
447	Year-Round Residence	Non-Participating	323873.40	323154.64	38	38	12
1605	Year-Round Residence	Non-Participating	316735.89	329005.06	38	36	34
690	Year-Round Residence	Non-Participating	323743.37	327378.89	38	38	15
664	Year-Round Residence	Non-Participating	325743.82	326057.97	38	38	10
1808	Year-Round Residence	Non-Participating	318167.38	325617.34	38	37	18
446	Year-Round Residence	Non-Participating	323780.69	323004.00	38	37	12
1860	Year-Round Residence	Non-Participating	316985.76	329043.34	38	37	30
663	Year-Round Residence	Non-Participating	325700.57	326014.11	38	38	10
261	Year-Round Residence	Non-Participating	326056.55	323076.44	38	38	7
260	Year-Round Residence	Non-Participating	326035.11	323102.98	38	38	7
262	Year-Round Residence	Non-Participating	325970.90	323084.49	38	38	7
2181	Year-Round Residence	Non-Participating	321457.24	323895.86	38	38	12
2182	Year-Round Residence	Non-Participating	321481.47	323815.21	38	38	12
258	Year-Round Residence	Non-Participating	326109.80	323093.80	38	38	7

Table 7-8.1b: Cumulative Total Project Sound Level Modeling Results (Leq (8-Hour)) at Discrete Points - Sorted by Sound Level [Residential and Non-Participating Receptors]

Modeling Receptor ID	Receptor Type	Participation Status	Coordinates NAD83 2011 State Plane New York Central (FIPS 3102)		Cumulative Maximum 8-hr Leq [dBA]	Project Only Maximum 8-hr Leq [dBA]	Fenner Wind Maximum 8-hr Leq [dBA]
			X (m)	Y (m)			
259	Year-Round Residence	Non-Participating	326072.00	323131.30	38	38	7
1179	Year-Round Residence	Non-Participating	327064.62	323283.95	38	38	6
2183	Year-Round Residence	Non-Participating	321550.16	323819.68	38	38	12
1607	Year-Round Residence	Non-Participating	316567.71	329033.05	38	35	34
1918	Year-Round Residence	Non-Participating	320124.53	329458.58	38	37	30
1595	Year-Round Residence	Non-Participating	315914.84	330004.21	38	30	37
1597	Year-Round Residence	Non-Participating	315758.86	330108.47	38	30	37
1577	Year-Round Residence	Non-Participating	318937.99	332085.30	38	26	38
1946	Year-Round Residence	Non-Participating	319627.52	331504.82	38	27	37
1544	Year-Round Residence	Non-Participating	315538.74	331503.09	38	26	38
1554	Year-Round Residence	Non-Participating	318297.85	332645.62	38	26	37
1575	Year-Round Residence	Non-Participating	318885.37	332111.27	38	26	37
1576	Year-Round Residence	Non-Participating	318938.14	332143.57	38	26	37
1657	Year-Round Residence	Non-Participating	315945.37	326471.62	38	38	19
1616	Year-Round Residence	Non-Participating	315375.61	328245.23	38	36	28
1633	Year-Round Residence	Non-Participating	315741.37	326674.82	38	37	20
1634	Year-Round Residence	Non-Participating	315758.97	326633.30	38	37	20
2119	Year-Round Residence	Non-Participating	320754.16	325409.48	38	37	15
1129	Year-Round Residence	Non-Participating	324047.36	325972.98	38	36	12
689	Year-Round Residence	Non-Participating	323667.47	327422.53	38	37	14
2097	Year-Round Residence	Non-Participating	321305.49	327439.75	38	37	18
688	Year-Round Residence	Non-Participating	323634.85	327473.47	38	37	14
1655	Year-Round Residence	Non-Participating	315871.35	326483.86	38	37	19
2096	Year-Round Residence	Non-Participating	321281.06	327432.34	38	37	18
1635	Year-Round Residence	Non-Participating	315772.80	326591.51	38	37	20
2094	Year-Round Residence	Non-Participating	320911.57	327443.86	38	37	19
2095	Year-Round Residence	Non-Participating	321231.57	327396.28	38	38	18
2100	Year-Round Residence	Non-Participating	321663.33	327576.76	38	37	21
1628	Year-Round Residence	Non-Participating	315299.06	327572.50	38	36	22
1618	Year-Round Residence	Non-Participating	315323.62	328136.21	38	36	25
1632	Year-Round Residence	Non-Participating	315368.39	327208.25	38	36	21
443	Year-Round Residence	Non-Participating	324004.61	323147.13	37	37	12
1426	Seasonal Residence	Non-Participating	316087.96	326037.01	37	37	21
2120	Year-Round Residence	Non-Participating	320611.79	325266.40	37	37	15
665	Year-Round Residence	Non-Participating	325751.65	326129.23	37	37	10

Table 7-8.1b: Cumulative Total Project Sound Level Modeling Results (Leq (8-Hour)) at Discrete Points - Sorted by Sound Level [Residential and Non-Participating Receptors]

Modeling Receptor ID	Receptor Type	Participation Status	Coordinates NAD83 2011 State Plane New York Central (FIPS 3102)		Cumulative Maximum 8-hr Leq [dBA]	Project Only Maximum 8-hr Leq [dBA]	Fenner Wind Maximum 8-hr Leq [dBA]
			X (m)	Y (m)			
445	Year-Round Residence	Non-Participating	323933.25	323033.44	37	37	12
512	Year-Round Residence	Non-Participating	328047.11	323631.85	37	37	5
514	Year-Round Residence	Non-Participating	328089.58	323546.51	37	37	5
530	Year-Round Residence	Non-Participating	328333.33	325321.72	37	37	6
2101	Year-Round Residence	Non-Participating	321949.54	327582.40	37	37	22
2098	Year-Round Residence	Non-Participating	321472.45	327560.64	37	37	18
2099	Year-Round Residence	Non-Participating	321845.99	327638.43	37	37	22
687	Year-Round Residence	Non-Participating	323607.51	327541.12	37	37	14
1275	Year-Round Residence	Non-Participating	322070.83	327704.69	37	37	22
1806	Year-Round Residence	Non-Participating	318176.05	325484.16	37	37	18
1807	Year-Round Residence	Non-Participating	318175.38	325566.65	37	37	18
2121	Year-Round Residence	Non-Participating	320235.73	325197.65	37	36	15
305	Year-Round Residence	Non-Participating	327063.23	323118.10	37	37	6
444	Year-Round Residence	Non-Participating	324049.94	323026.37	37	36	12
622	Year-Round Residence	Non-Participating	326602.66	326054.42	37	37	8
666	Year-Round Residence	Non-Participating	325754.69	326203.32	37	36	10
263	Year-Round Residence	Non-Participating	325936.56	323044.95	37	37	7
557	Year-Round Residence	Non-Participating	328156.33	325593.76	37	37	6
2179	Year-Round Residence	Non-Participating	321331.28	323755.26	37	36	12
2180	Year-Round Residence	Non-Participating	321392.43	323805.81	37	37	12
2333	Year-Round Residence	Non-Participating	320170.47	329386.57	37	37	28
2077	Year-Round Residence	Non-Participating	322467.02	327568.43	37	37	21
256	Year-Round Residence	Non-Participating	326191.78	322947.31	37	36	6
2190	Year-Round Residence	Non-Participating	322237.95	323370.69	37	37	14
257	Year-Round Residence	Non-Participating	326150.47	323023.01	37	37	6
1433	Seasonal Residence	Non-Participating	319901.71	329969.79	37	35	31
1598	Year-Round Residence	Non-Participating	315584.07	330108.17	37	29	36
1944	Year-Round Residence	Non-Participating	319771.45	331408.73	37	28	36
1945	Year-Round Residence	Non-Participating	319777.39	331483.12	37	29	36
1555	Year-Round Residence	Non-Participating	318392.60	332680.07	37	25	37
1574	Year-Round Residence	Non-Participating	318870.32	332207.11	37	26	37
1630	Year-Round Residence	Non-Participating	315279.35	327360.23	37	36	21
1637	Year-Round Residence	Non-Participating	315678.30	326616.04	37	36	20
1643	Year-Round Residence	Non-Participating	315651.38	326588.65	37	36	19
1656	Year-Round Residence	Non-Participating	315807.96	326378.91	37	36	19

Table 7-8.1b: Cumulative Total Project Sound Level Modeling Results (Leq (8-Hour)) at Discrete Points - Sorted by Sound Level [Residential and Non-Participating Receptors]

Modeling Receptor ID	Receptor Type	Participation Status	Coordinates NAD83 2011 State Plane New York Central (FIPS 3102)		Cumulative Maximum 8-hr Leq [dBA]	Project Only Maximum 8-hr Leq [dBA]	Fenner Wind Maximum 8-hr Leq [dBA]
			X (m)	Y (m)			
1631	Year-Round Residence	Non-Participating	315302.45	327324.36	37	36	21
2327	Year-Round Residence	Non-Participating	315708.22	326612.24	37	37	20
1636	Year-Round Residence	Non-Participating	315695.63	326613.37	37	37	20
1638	Year-Round Residence	Non-Participating	315657.74	326619.03	37	36	19
1639	Year-Round Residence	Non-Participating	315716.77	326577.99	37	37	19
1640	Year-Round Residence	Non-Participating	315693.92	326579.97	37	36	19
1641	Year-Round Residence	Non-Participating	315682.78	326584.02	37	36	19
1642	Year-Round Residence	Non-Participating	315663.69	326587.78	37	36	19
2326	Year-Round Residence	Non-Participating	315628.98	326631.08	37	36	20
1658	Year-Round Residence	Non-Participating	315838.17	326300.72	37	36	19
2092	Year-Round Residence	Non-Participating	320863.84	327734.75	37	36	20
2093	Year-Round Residence	Non-Participating	320865.80	327648.28	37	36	19
1645	Year-Round Residence	Non-Participating	315597.09	326577.37	37	36	19
694	Year-Round Residence	Non-Participating	324022.63	326186.20	37	36	12
1654	Year-Round Residence	Non-Participating	315726.55	326447.63	37	36	19
2122	Year-Round Residence	Non-Participating	320001.27	325159.85	37	36	15
2325	Year-Round Residence	Non-Participating	315598.28	326588.23	37	36	19
2302	Year-Round Residence	Non-Participating	317634.41	333444.75	37	24	36
1617	Year-Round Residence	Non-Participating	315278.96	328192.26	37	35	26
1644	Year-Round Residence	Non-Participating	315596.87	326568.99	36	36	19
1659	Year-Round Residence	Non-Participating	315824.98	326142.57	36	36	18
1427	Seasonal Residence	Non-Participating	316116.75	325871.01	36	36	18
2125	Year-Round Residence	Non-Participating	319793.27	325065.57	36	35	15
623	Year-Round Residence	Non-Participating	326586.41	326168.23	36	36	9
212	Year-Round Residence	Non-Participating	325976.43	322838.28	36	36	6
215	Year-Round Residence	Non-Participating	325996.76	322899.21	36	36	6
513	Year-Round Residence	Non-Participating	328120.53	323632.51	36	36	5
529	Year-Round Residence	Non-Participating	328534.45	324976.61	36	36	6
531	Year-Round Residence	Non-Participating	328415.82	325312.78	36	36	6
558	Year-Round Residence	Non-Participating	327981.66	325844.33	36	36	7
624	Year-Round Residence	Non-Participating	326584.79	326238.63	36	36	9
621	Year-Round Residence	Non-Participating	326701.99	326079.42	36	36	8
527	Year-Round Residence	Non-Participating	328542.55	324881.84	36	36	5
301	Year-Round Residence	Non-Participating	327005.40	322897.63	36	36	6
302	Year-Round Residence	Non-Participating	327001.16	322943.95	36	36	6

Table 7-8.1b: Cumulative Total Project Sound Level Modeling Results (Leq (8-Hour)) at Discrete Points - Sorted by Sound Level [Residential and Non-Participating Receptors]

Modeling Receptor ID	Receptor Type	Participation Status	Coordinates NAD83 2011 State Plane New York Central (FIPS 3102)		Cumulative Maximum 8-hr Leq [dBA]	Project Only Maximum 8-hr Leq [dBA]	Fenner Wind Maximum 8-hr Leq [dBA]
			X (m)	Y (m)			
625	Year-Round Residence	Non-Participating	326411.39	326280.73	36	36	9
303	Year-Round Residence	Non-Participating	326998.03	322995.17	36	36	6
667	Year-Round Residence	Non-Participating	325736.82	326261.21	36	36	10
304	Year-Round Residence	Non-Participating	327057.28	322984.81	36	36	6
255	Year-Round Residence	Non-Participating	326177.72	322888.26	36	36	6
2175	Year-Round Residence	Non-Participating	321330.49	323663.55	36	35	11
2176	Year-Round Residence	Non-Participating	321266.37	323695.12	36	36	12
2177	Year-Round Residence	Non-Participating	321332.01	323690.66	36	36	12
218	Year-Round Residence	Non-Participating	326067.37	322899.13	36	36	6
219	Year-Round Residence	Non-Participating	326094.56	322884.30	36	36	6
2178	Year-Round Residence	Non-Participating	321326.62	323721.44	36	36	12
2143	Year-Round Residence	Non-Participating	321128.20	323846.61	36	36	12
253	Year-Round Residence	Non-Participating	326210.33	322834.24	36	35	6
254	Year-Round Residence	Non-Participating	326195.41	322861.34	36	36	6
2144	Year-Round Residence	Non-Participating	321236.64	323755.62	36	36	12
213	Year-Round Residence	Non-Participating	325920.05	322841.49	36	36	6
214	Year-Round Residence	Non-Participating	325959.23	322897.52	36	36	6
216	Year-Round Residence	Non-Participating	326031.60	322899.82	36	36	6
217	Year-Round Residence	Non-Participating	326035.96	322851.06	36	36	6
220	Year-Round Residence	Non-Participating	326109.80	322858.36	36	36	6
221	Year-Round Residence	Non-Participating	326128.03	322827.51	36	36	6
222	Year-Round Residence	Non-Participating	326071.83	322823.57	36	36	6
1599	Year-Round Residence	Non-Participating	315445.36	329967.59	36	29	34
1942	Year-Round Residence	Non-Participating	319870.45	331486.22	36	29	35
1573	Year-Round Residence	Non-Participating	318960.04	332427.90	36	25	36
1542	Year-Round Residence	Non-Participating	315187.86	331505.88	36	25	36
1541	Year-Round Residence	Non-Participating	315242.14	331410.61	36	26	36
1540	Year-Round Residence	Non-Participating	315162.28	331387.59	36	25	36
1660	Year-Round Residence	Non-Participating	315822.14	326099.45	36	35	18
1646	Year-Round Residence	Non-Participating	315433.80	326615.99	36	35	19
1661	Year-Round Residence	Non-Participating	315829.11	325983.55	35	35	18
1647	Year-Round Residence	Non-Participating	315427.89	326556.77	35	35	19
396	Year-Round Residence	Non-Participating	324407.34	322935.86	35	35	10
2124	Year-Round Residence	Non-Participating	319855.37	324982.19	35	35	15
394	Year-Round Residence	Non-Participating	324602.97	323042.45	35	35	8

Table 7-8.1b: Cumulative Total Project Sound Level Modeling Results (Leq (8-Hour)) at Discrete Points - Sorted by Sound Level [Residential and Non-Participating Receptors]

Modeling Receptor ID	Receptor Type	Participation Status	Coordinates NAD83 2011 State Plane New York Central (FIPS 3102)		Cumulative Maximum 8-hr Leq [dBA]	Project Only Maximum 8-hr Leq [dBA]	Fenner Wind Maximum 8-hr Leq [dBA]
			X (m)	Y (m)			
209	Year-Round Residence	Non-Participating	325989.38	322800.52	35	35	6
211	Year-Round Residence	Non-Participating	325929.00	322813.48	35	35	6
223	Year-Round Residence	Non-Participating	326087.69	322800.28	35	35	6
224	Year-Round Residence	Non-Participating	326146.78	322798.12	35	35	6
395	Year-Round Residence	Non-Participating	324475.83	322913.65	35	35	8
1805	Year-Round Residence	Non-Participating	318215.04	325331.36	35	35	17
442	Year-Round Residence	Non-Participating	323207.32	322624.29	35	35	14
2090	Year-Round Residence	Non-Participating	321018.22	328480.66	35	35	23
668	Year-Round Residence	Non-Participating	325744.91	326331.06	35	35	10
748	Seasonal Residence	Non-Participating	325661.48	326324.43	35	35	10
226	Year-Round Residence	Non-Participating	326109.75	322757.54	35	35	6
252	Year-Round Residence	Non-Participating	326227.00	322806.51	35	35	6
208	Year-Round Residence	Non-Participating	326002.32	322766.84	35	35	6
210	Year-Round Residence	Non-Participating	325940.04	322785.35	35	35	6
2294	Year-Round Residence	Non-Participating	320793.90	328512.24	35	35	21
225	Year-Round Residence	Non-Participating	326160.23	322776.80	35	35	6
528	Year-Round Residence	Non-Participating	328724.14	324956.55	35	35	5
1791	Year-Round Residence	Non-Participating	317220.56	324832.36	35	35	16
626	Year-Round Residence	Non-Participating	326477.82	326395.59	35	35	9
300	Year-Round Residence	Non-Participating	326998.44	322835.24	35	35	5
436	Year-Round Residence	Non-Participating	324053.58	322673.73	35	34	12
299	Year-Round Residence	Non-Participating	327000.50	322800.86	35	35	5
627	Year-Round Residence	Non-Participating	326441.62	326451.40	35	35	9
2174	Year-Round Residence	Non-Participating	321273.03	323611.33	35	35	11
206	Year-Round Residence	Non-Participating	325963.05	322734.26	35	35	6
2141	Year-Round Residence	Non-Participating	320807.77	323957.87	35	34	12
204	Year-Round Residence	Non-Participating	325966.22	322666.88	35	35	6
205	Year-Round Residence	Non-Participating	325978.97	322700.94	35	34	6
207	Year-Round Residence	Non-Participating	326012.30	322736.42	35	35	6
227	Year-Round Residence	Non-Participating	326084.61	322741.57	35	35	6
228	Year-Round Residence	Non-Participating	326056.12	322728.81	35	35	6
229	Year-Round Residence	Non-Participating	326078.93	322686.95	35	35	6
1600	Year-Round Residence	Non-Participating	315282.32	330095.98	35	29	34
1940	Year-Round Residence	Non-Participating	320100.52	331425.22	35	29	34
1941	Year-Round Residence	Non-Participating	319967.59	331517.94	35	29	34

Table 7-8.1b: Cumulative Total Project Sound Level Modeling Results (Leq (8-Hour)) at Discrete Points - Sorted by Sound Level [Residential and Non-Participating Receptors]

Modeling Receptor ID	Receptor Type	Participation Status	Coordinates NAD83 2011 State Plane New York Central (FIPS 3102)		Cumulative Maximum 8-hr Leq [dBA]	Project Only Maximum 8-hr Leq [dBA]	Fenner Wind Maximum 8-hr Leq [dBA]
			X (m)	Y (m)			
1520	Year-Round Residence	Non-Participating	315012.13	330682.81	35	27	34
2308	Year-Round Residence	Non-Participating	315007.78	330770.16	35	26	34
1572	Year-Round Residence	Non-Participating	318945.85	332637.68	35	25	35
1523	Year-Round Residence	Non-Participating	315051.38	331423.62	35	23	35
1566	Year-Round Residence	Non-Participating	317506.43	333622.88	35	23	35
1648	Year-Round Residence	Non-Participating	315349.91	326589.01	35	34	19
1649	Year-Round Residence	Non-Participating	315325.96	326678.06	35	34	19
1650	Year-Round Residence	Non-Participating	315276.32	326611.41	35	34	19
1719	Year-Round Residence	Non-Participating	315842.16	325777.59	35	34	18
1726	Year-Round Residence	Non-Participating	316130.17	325410.50	35	34	19
2091	Year-Round Residence	Non-Participating	320734.52	328209.08	35	34	21
2076	Year-Round Residence	Non-Participating	322768.02	328103.89	35	34	20
1804	Year-Round Residence	Non-Participating	318267.28	325124.24	35	34	16
2089	Year-Round Residence	Non-Participating	320917.43	328713.54	35	34	22
2087	Year-Round Residence	Non-Participating	320969.30	328928.06	35	34	24
1919	Year-Round Residence	Non-Participating	320852.22	329384.76	35	34	27
203	Year-Round Residence	Non-Participating	325949.51	322642.88	34	34	6
1720	Year-Round Residence	Non-Participating	315845.20	325721.23	34	34	17
1722	Year-Round Residence	Non-Participating	315905.96	325564.46	34	34	17
1794	Year-Round Residence	Non-Participating	317612.39	324867.71	34	34	16
2127	Year-Round Residence	Non-Participating	319354.71	325044.13	34	34	15
437	Year-Round Residence	Non-Participating	323896.71	322619.92	34	34	8
2126	Year-Round Residence	Non-Participating	319599.34	324648.18	34	34	20
393	Year-Round Residence	Non-Participating	324888.97	322796.77	34	34	10
200	Year-Round Residence	Non-Participating	326049.40	322661.58	34	34	6
392	Year-Round Residence	Non-Participating	325035.21	322647.49	34	33	7
561	Year-Round Residence	Non-Participating	327421.78	326374.56	34	34	13
1792	Year-Round Residence	Non-Participating	317425.28	324868.07	34	34	16
1793	Year-Round Residence	Non-Participating	317494.76	324875.37	34	34	16
398	Year-Round Residence	Non-Participating	324572.41	322733.08	34	34	11
2128	Year-Round Residence	Non-Participating	319139.67	325009.96	34	33	15
532	Year-Round Residence	Non-Participating	328667.48	325315.61	34	34	6
297	Year-Round Residence	Non-Participating	327036.11	322748.56	34	34	5
438	Year-Round Residence	Non-Participating	323774.65	322524.35	34	34	8
669	Year-Round Residence	Non-Participating	325747.75	326429.03	34	34	14

Table 7-8.1b: Cumulative Total Project Sound Level Modeling Results (Leq (8-Hour)) at Discrete Points - Sorted by Sound Level [Residential and Non-Participating Receptors]

Modeling Receptor ID	Receptor Type	Participation Status	Coordinates NAD83 2011 State Plane New York Central (FIPS 3102)		Cumulative Maximum 8-hr Leq [dBA]	Project Only Maximum 8-hr Leq [dBA]	Fenner Wind Maximum 8-hr Leq [dBA]
			X (m)	Y (m)			
2060	Year-Round Residence	Non-Participating	323584.06	327984.86	34	34	15
2061	Year-Round Residence	Non-Participating	323457.51	328049.05	34	33	15
2062	Year-Round Residence	Non-Participating	323401.85	328034.31	34	34	15
2088	Year-Round Residence	Non-Participating	320913.27	328673.84	34	34	21
2142	Year-Round Residence	Non-Participating	320951.10	323740.62	34	34	12
198	Year-Round Residence	Non-Participating	326082.16	322599.71	34	34	6
199	Year-Round Residence	Non-Participating	326067.54	322628.39	34	34	6
202	Year-Round Residence	Non-Participating	325916.89	322592.99	34	34	6
384	Year-Round Residence	Non-Participating	325747.82	322512.27	34	33	6
389	Year-Round Residence	Non-Participating	325221.35	322646.99	34	34	7
439	Year-Round Residence	Non-Participating	323707.95	322516.51	34	34	12
515	Year-Round Residence	Non-Participating	328484.82	323537.93	34	34	5
559	Year-Round Residence	Non-Participating	328020.08	326073.13	34	34	7
1724	Year-Round Residence	Non-Participating	315878.92	325483.58	34	33	17
1799	Year-Round Residence	Non-Participating	318267.87	324872.93	34	34	17
2130	Year-Round Residence	Non-Participating	318739.64	325178.02	34	33	16
295	Year-Round Residence	Non-Participating	326993.27	322655.28	34	34	5
298	Year-Round Residence	Non-Participating	327035.61	322730.62	34	34	5
294	Year-Round Residence	Non-Participating	327036.80	322645.48	34	34	5
292	Year-Round Residence	Non-Participating	327007.63	322604.11	34	34	5
399	Year-Round Residence	Non-Participating	324536.65	322669.04	34	33	10
441	Year-Round Residence	Non-Participating	323114.67	322510.49	34	34	11
670	Year-Round Residence	Non-Participating	325750.08	326486.12	34	34	15
628	Year-Round Residence	Non-Participating	326401.74	326599.84	34	34	9
1967	Year-Round Residence	Non-Participating	321062.15	329291.96	34	33	27
1920	Year-Round Residence	Non-Participating	321019.26	329364.73	34	33	27
1921	Year-Round Residence	Non-Participating	320693.38	329797.81	34	33	28
195	Year-Round Residence	Non-Participating	326044.14	322473.88	34	33	6
197	Year-Round Residence	Non-Participating	326095.46	322575.69	34	34	6
230	Year-Round Residence	Non-Participating	326251.05	322539.98	34	34	6
1511	Year-Round Residence	Non-Participating	314932.90	330000.03	34	28	32
1515	Year-Round Residence	Non-Participating	315011.59	330199.68	34	28	33
1512	Year-Round Residence	Non-Participating	315001.78	330054.61	34	28	33
1513	Year-Round Residence	Non-Participating	314997.99	329999.36	34	28	33
1514	Year-Round Residence	Non-Participating	315010.48	329939.82	34	28	32

Table 7-8.1b: Cumulative Total Project Sound Level Modeling Results (Leq (8-Hour)) at Discrete Points - Sorted by Sound Level [Residential and Non-Participating Receptors]

Modeling Receptor ID	Receptor Type	Participation Status	Coordinates NAD83 2011 State Plane New York Central (FIPS 3102)		Cumulative Maximum 8-hr Leq [dBA]	Project Only Maximum 8-hr Leq [dBA]	Fenner Wind Maximum 8-hr Leq [dBA]
			X (m)	Y (m)			
1935	Year-Round Residence	Non-Participating	320246.45	331424.44	34	29	33
1938	Year-Round Residence	Non-Participating	320389.31	331187.74	34	29	32
1936	Year-Round Residence	Non-Participating	320299.96	331389.93	34	28	32
1937	Year-Round Residence	Non-Participating	320362.01	331252.76	34	29	32
1953	Year-Round Residence	Non-Participating	320234.27	331758.22	34	28	32
1957	Year-Round Residence	Non-Participating	320087.46	331982.84	34	27	33
1958	Year-Round Residence	Non-Participating	319939.94	332260.59	34	27	33
1519	Year-Round Residence	Non-Participating	314939.30	330576.96	34	27	33
1516	Year-Round Residence	Non-Participating	315009.83	330268.05	34	26	33
1517	Year-Round Residence	Non-Participating	314932.67	330460.58	34	26	33
1556	Year-Round Residence	Non-Participating	318899.32	333078.03	34	25	33
1571	Year-Round Residence	Non-Participating	318931.70	333010.16	34	25	34
1521	Year-Round Residence	Non-Participating	314910.30	331361.14	34	24	33
1570	Year-Round Residence	Non-Participating	318962.92	333114.33	34	25	33
1522	Year-Round Residence	Non-Participating	314924.00	331425.38	34	22	33
1569	Year-Round Residence	Non-Participating	318306.56	333526.46	34	24	33
1568	Year-Round Residence	Non-Participating	317946.98	333513.69	34	24	34
1567	Year-Round Residence	Non-Participating	317672.08	333519.27	34	23	34
1525	Year-Round Residence	Non-Participating	314914.50	331550.79	34	21	33
1526	Year-Round Residence	Non-Participating	314979.50	331612.67	34	21	34
678	Year-Round Residence	Non-Participating	324383.65	327571.59	34	33	13
1721	Year-Round Residence	Non-Participating	315775.27	325591.65	34	33	18
1163	Year-Round Residence	Non-Participating	324570.27	327397.25	34	33	12
679	Year-Round Residence	Non-Participating	324665.78	327336.01	34	33	12
1164	Year-Round Residence	Non-Participating	324599.72	327375.63	34	33	12
2059	Year-Round Residence	Non-Participating	323694.86	328049.76	34	33	14
2067	Year-Round Residence	Non-Participating	323367.72	328105.58	34	33	15
2058	Year-Round Residence	Non-Participating	323658.96	328113.73	34	33	15
2075	Year-Round Residence	Non-Participating	322991.47	328245.18	34	33	16
2139	Year-Round Residence	Non-Participating	320652.32	323847.65	34	33	12
2140	Year-Round Residence	Non-Participating	320714.19	323721.22	34	33	12
1623	Year-Round Residence	Non-Participating	315017.68	328719.70	34	30	29
1620	Year-Round Residence	Non-Participating	314771.79	328401.56	34	31	28
1621	Year-Round Residence	Non-Participating	314870.08	328530.03	34	31	28
1622	Year-Round Residence	Non-Participating	314833.81	328593.64	34	31	28

Table 7-8.1b: Cumulative Total Project Sound Level Modeling Results (Leq (8-Hour)) at Discrete Points - Sorted by Sound Level [Residential and Non-Participating Receptors]

Modeling Receptor ID	Receptor Type	Participation Status	Coordinates NAD83 2011 State Plane New York Central (FIPS 3102)		Cumulative Maximum 8-hr Leq [dBA]	Project Only Maximum 8-hr Leq [dBA]	Fenner Wind Maximum 8-hr Leq [dBA]
			X (m)	Y (m)			
1619	Year-Round Residence	Non-Participating	314772.89	328334.16	34	31	27
2300	Year-Round Residence	Non-Participating	314994.79	328708.63	34	30	29
2307	Year-Round Residence	Non-Participating	315008.18	329053.93	34	30	30
1626	Year-Round Residence	Non-Participating	314959.08	329507.94	34	29	31
1939	Year-Round Residence	Non-Participating	320409.70	331132.71	34	29	32
1557	Year-Round Residence	Non-Participating	318618.06	333462.22	34	24	33
562	Year-Round Residence	Non-Participating	327466.54	326447.32	34	34	8
390	Year-Round Residence	Non-Participating	325131.89	322598.09	33	33	7
391	Year-Round Residence	Non-Participating	325085.68	322631.06	33	33	7
1797	Year-Round Residence	Non-Participating	318102.24	324824.90	33	33	16
201	Year-Round Residence	Non-Participating	325919.00	322545.91	33	33	6
387	Year-Round Residence	Non-Participating	325260.28	322501.80	33	33	10
388	Year-Round Residence	Non-Participating	325202.18	322562.82	33	33	7
1725	Year-Round Residence	Non-Participating	315868.39	325417.13	33	33	17
1723	Year-Round Residence	Non-Participating	315732.06	325525.52	33	33	18
2129	Year-Round Residence	Non-Participating	319033.08	325020.70	33	33	16
2065	Year-Round Residence	Non-Participating	323334.22	328172.95	33	33	15
2191	Year-Round Residence	Non-Participating	322306.56	322793.17	33	33	9
196	Year-Round Residence	Non-Participating	326071.94	322443.89	33	33	6
1624	Year-Round Residence	Non-Participating	314971.61	329096.62	33	30	29
1625	Year-Round Residence	Non-Participating	314962.26	329064.08	33	30	29
1524	Year-Round Residence	Non-Participating	314916.10	331481.80	33	21	33
57	Year-Round Residence	Non-Participating	325866.71	322380.49	33	33	6
385	Year-Round Residence	Non-Participating	325691.36	322432.79	33	33	6
386	Year-Round Residence	Non-Participating	325362.64	322473.94	33	33	9
564	Year-Round Residence	Non-Participating	327018.60	326644.87	33	33	14
1122	Year-Round Residence	Non-Participating	325000.23	327144.27	33	33	13
289	Year-Round Residence	Non-Participating	327010.17	322539.49	33	33	5
293	Year-Round Residence	Non-Participating	327045.16	322605.78	33	33	5
291	Year-Round Residence	Non-Participating	327008.82	322564.09	33	33	5
285	Year-Round Residence	Non-Participating	327006.93	322488.90	33	33	5
286	Year-Round Residence	Non-Participating	327009.30	322509.29	33	33	5
434	Year-Round Residence	Non-Participating	324085.25	322502.38	33	33	8
296	Year-Round Residence	Non-Participating	326996.76	322700.81	33	33	5
397	Year-Round Residence	Non-Participating	324446.86	322724.30	33	32	8

Table 7-8.1b: Cumulative Total Project Sound Level Modeling Results (Leq (8-Hour)) at Discrete Points - Sorted by Sound Level [Residential and Non-Participating Receptors]

Modeling Receptor ID	Receptor Type	Participation Status	Coordinates NAD83 2011 State Plane New York Central (FIPS 3102)		Cumulative Maximum 8-hr Leq [dBA]	Project Only Maximum 8-hr Leq [dBA]	Fenner Wind Maximum 8-hr Leq [dBA]
			X (m)	Y (m)			
440	Year-Round Residence	Non-Participating	323304.56	322386.97	33	33	12
563	Year-Round Residence	Non-Participating	327098.61	326609.78	33	33	14
671	Year-Round Residence	Non-Participating	325854.60	326663.33	33	33	14
287	Year-Round Residence	Non-Participating	327049.92	322507.28	33	33	5
290	Year-Round Residence	Non-Participating	327048.54	322557.17	33	33	5
435	Year-Round Residence	Non-Participating	324004.12	322420.23	33	33	8
629	Year-Round Residence	Non-Participating	326481.82	326785.91	33	33	14
2064	Year-Round Residence	Non-Participating	323407.67	328178.71	33	33	15
288	Year-Round Residence	Non-Participating	327047.19	322527.68	33	33	5
2057	Year-Round Residence	Non-Participating	323839.41	328147.27	33	32	14
248	Year-Round Residence	Non-Participating	326426.41	322501.31	33	33	6
402	Year-Round Residence	Non-Participating	324386.26	322459.87	33	32	7
2056	Year-Round Residence	Non-Participating	323899.57	328071.17	33	33	14
58	Year-Round Residence	Non-Participating	325829.44	322403.08	33	33	6
2137	Year-Round Residence	Non-Participating	320588.73	323829.73	33	33	12
64	Year-Round Residence	Non-Participating	326105.29	322385.39	33	33	6
66	Year-Round Residence	Non-Participating	326146.44	322374.59	33	32	6
194	Year-Round Residence	Non-Participating	326161.71	322430.19	33	33	6
251	Year-Round Residence	Non-Participating	326416.00	322520.18	33	33	6
2135	Year-Round Residence	Non-Participating	320487.89	323811.67	33	33	12
56	Year-Round Residence	Non-Participating	325897.37	322363.57	33	33	6
233	Year-Round Residence	Non-Participating	326249.71	322480.17	33	33	6
234	Year-Round Residence	Non-Participating	326214.01	322463.60	33	33	6
235	Year-Round Residence	Non-Participating	326213.45	322446.02	33	33	6
236	Year-Round Residence	Non-Participating	326199.53	322419.61	33	33	6
246	Year-Round Residence	Non-Participating	326442.42	322485.27	33	33	6
2285	Year-Round Residence	Non-Participating	321281.75	323344.86	33	33	11
65	Year-Round Residence	Non-Participating	326120.83	322384.71	33	33	6
231	Year-Round Residence	Non-Participating	326253.25	322493.34	33	33	6
232	Year-Round Residence	Non-Participating	326212.36	322492.36	33	33	6
357	Year-Round Residence	Non-Participating	327741.07	322620.50	33	33	9
516	Year-Round Residence	Non-Participating	328672.21	323635.95	33	33	5
566	Year-Round Residence	Non-Participating	326830.62	326745.87	33	33	14
567	Year-Round Residence	Non-Participating	326755.68	326841.46	33	32	14
568	Year-Round Residence	Non-Participating	326594.75	326866.98	33	32	14

Table 7-8.1b: Cumulative Total Project Sound Level Modeling Results (Leq (8-Hour)) at Discrete Points - Sorted by Sound Level [Residential and Non-Participating Receptors]

Modeling Receptor ID	Receptor Type	Participation Status	Coordinates NAD83 2011 State Plane New York Central (FIPS 3102)		Cumulative Maximum 8-hr Leq [dBA]	Project Only Maximum 8-hr Leq [dBA]	Fenner Wind Maximum 8-hr Leq [dBA]
			X (m)	Y (m)			
1789	Year-Round Residence	Non-Participating	317435.62	324578.73	33	32	15
1790	Year-Round Residence	Non-Participating	317449.82	324652.68	33	33	15
1795	Year-Round Residence	Non-Participating	317751.18	324556.64	33	32	15
569	Year-Round Residence	Non-Participating	326506.05	326868.43	33	32	14
280	Year-Round Residence	Non-Participating	327062.33	322434.71	33	33	5
560	Year-Round Residence	Non-Participating	327572.80	326269.47	33	33	7
1168	Year-Round Residence	Non-Participating	326482.93	326886.36	33	32	14
281	Year-Round Residence	Non-Participating	327012.01	322453.20	33	33	5
284	Year-Round Residence	Non-Participating	327049.08	322486.06	33	33	5
283	Year-Round Residence	Non-Participating	327011.15	322470.72	33	33	5
282	Year-Round Residence	Non-Participating	327052.19	322456.35	33	33	5
565	Year-Round Residence	Non-Participating	327038.44	326770.60	33	33	14
53	Year-Round Residence	Non-Participating	325987.99	322331.51	33	33	6
277	Year-Round Residence	Non-Participating	327014.10	322408.47	33	33	5
52	Year-Round Residence	Non-Participating	326037.96	322338.50	33	33	6
51	Year-Round Residence	Non-Participating	326082.28	322306.20	33	33	6
2138	Year-Round Residence	Non-Participating	320634.31	323597.91	33	33	12
67	Year-Round Residence	Non-Participating	326163.79	322374.25	33	32	6
68	Year-Round Residence	Non-Participating	326189.85	322371.42	33	32	6
69	Year-Round Residence	Non-Participating	326227.52	322364.74	33	32	6
70	Year-Round Residence	Non-Participating	326258.55	322365.89	33	32	6
71	Year-Round Residence	Non-Participating	326274.10	322366.04	33	32	6
72	Year-Round Residence	Non-Participating	326289.72	322363.96	33	32	6
250	Year-Round Residence	Non-Participating	326466.70	322517.63	33	32	6
54	Year-Round Residence	Non-Participating	325985.59	322296.49	33	32	6
249	Year-Round Residence	Non-Participating	326456.19	322530.61	33	32	6
55	Year-Round Residence	Non-Participating	325939.18	322348.81	33	33	6
237	Year-Round Residence	Non-Participating	326304.35	322414.17	33	33	6
238	Year-Round Residence	Non-Participating	326327.43	322421.74	33	33	6
239	Year-Round Residence	Non-Participating	326397.02	322404.89	33	33	6
240	Year-Round Residence	Non-Participating	326432.58	322409.06	33	33	6
241	Year-Round Residence	Non-Participating	326460.49	322404.68	33	33	6
244	Year-Round Residence	Non-Participating	326453.62	322467.47	33	33	6
1365	Year-Round Residence	Non-Participating	320539.86	330746.94	33	29	31
1925	Year-Round Residence	Non-Participating	320502.63	330995.88	33	29	31

Table 7-8.1b: Cumulative Total Project Sound Level Modeling Results (Leq (8-Hour)) at Discrete Points - Sorted by Sound Level [Residential and Non-Participating Receptors]

Modeling Receptor ID	Receptor Type	Participation Status	Coordinates NAD83 2011 State Plane New York Central (FIPS 3102)		Cumulative Maximum 8-hr Leq [dBA]	Project Only Maximum 8-hr Leq [dBA]	Fenner Wind Maximum 8-hr Leq [dBA]
			X (m)	Y (m)			
1927	Year-Round Residence	Non-Participating	320546.04	331069.27	33	29	31
1928	Year-Round Residence	Non-Participating	320656.68	331134.13	33	29	31
1932	Year-Round Residence	Non-Participating	320557.17	331310.52	33	29	31
1934	Year-Round Residence	Non-Participating	320505.64	331353.62	33	29	31
1926	Year-Round Residence	Non-Participating	320494.89	331070.28	33	29	31
1952	Year-Round Residence	Non-Participating	320322.13	331755.08	33	28	32
1954	Year-Round Residence	Non-Participating	320290.86	331793.82	33	28	32
1933	Year-Round Residence	Non-Participating	320622.74	331391.87	33	28	31
1955	Year-Round Residence	Non-Participating	320260.54	331835.74	33	26	32
1956	Year-Round Residence	Non-Participating	320182.78	332025.79	33	27	32
1960	Year-Round Residence	Non-Participating	319943.67	332519.92	33	26	32
1959	Year-Round Residence	Non-Participating	319955.83	332445.74	33	26	32
2301	Year-Round Residence	Non-Participating	319061.13	333208.12	33	24	32
1559	Year-Round Residence	Non-Participating	318651.84	333523.40	33	24	33
1561	Year-Round Residence	Non-Participating	318842.75	333517.28	33	24	32
1562	Year-Round Residence	Non-Participating	319036.75	333421.10	33	24	32
1558	Year-Round Residence	Non-Participating	318595.67	333526.37	33	24	33
672	Year-Round Residence	Non-Participating	325425.65	326994.85	33	32	13
676	Year-Round Residence	Non-Participating	324115.74	328036.99	33	32	14
677	Year-Round Residence	Non-Participating	324313.27	327911.51	33	32	13
681	Year-Round Residence	Non-Participating	325155.76	326738.40	33	32	14
2063	Year-Round Residence	Non-Participating	323383.12	328259.19	33	32	15
1922	Year-Round Residence	Non-Participating	320840.02	330064.80	33	32	25
2066	Year-Round Residence	Non-Participating	323255.59	328317.30	33	32	16
1727	Year-Round Residence	Non-Participating	315766.50	325318.78	33	32	17
2054	Year-Round Residence	Non-Participating	324061.24	328138.99	33	32	14
2068	Year-Round Residence	Non-Participating	323348.86	328314.75	33	32	15
2074	Year-Round Residence	Non-Participating	323083.97	328367.94	33	32	16
2055	Year-Round Residence	Non-Participating	323948.76	328147.07	33	32	14
2136	Year-Round Residence	Non-Participating	320499.59	323707.41	33	32	12
1629	Year-Round Residence	Non-Participating	314688.18	327819.34	33	31	21
401	Year-Round Residence	Non-Participating	324427.60	322410.56	32	32	7
50	Year-Round Residence	Non-Participating	326123.63	322274.56	32	32	6
73	Year-Round Residence	Non-Participating	326324.44	322357.26	32	32	6
1728	Year-Round Residence	Non-Participating	315806.40	325181.06	32	32	16

Table 7-8.1b: Cumulative Total Project Sound Level Modeling Results (Leq (8-Hour)) at Discrete Points - Sorted by Sound Level [Residential and Non-Participating Receptors]

Modeling Receptor ID	Receptor Type	Participation Status	Coordinates NAD83 2011 State Plane New York Central (FIPS 3102)		Cumulative Maximum 8-hr Leq [dBA]	Project Only Maximum 8-hr Leq [dBA]	Fenner Wind Maximum 8-hr Leq [dBA]
			X (m)	Y (m)			
630	Year-Round Residence	Non-Participating	326414.92	326914.05	32	32	14
74	Year-Round Residence	Non-Participating	326340.61	322356.42	32	32	6
59	Year-Round Residence	Non-Participating	325778.09	322332.39	32	32	6
60	Year-Round Residence	Non-Participating	325486.42	322292.36	32	32	9
247	Year-Round Residence	Non-Participating	326479.68	322503.72	32	32	6
1509	Year-Round Residence	Non-Participating	314533.04	330027.50	32	27	31
30	Year-Round Residence	Non-Participating	325836.88	322187.94	32	32	6
44	Year-Round Residence	Non-Participating	325946.34	322191.13	32	32	7
276	Year-Round Residence	Non-Participating	327017.05	322368.48	32	32	5
635	Year-Round Residence	Non-Participating	325740.63	327009.10	32	32	13
1788	Year-Round Residence	Non-Participating	317472.80	324504.39	32	32	15
2289	Year-Round Residence	Non-Participating	315802.63	325088.17	32	32	16
878	Year-Round Residence	Non-Participating	325945.81	326888.42	32	32	14
153	Year-Round Residence	Non-Participating	326815.90	322295.53	32	32	5
616	Year-Round Residence	Non-Participating	327470.70	326839.66	32	32	14
339	Year-Round Residence	Non-Participating	327355.37	322379.77	32	32	5
571	Year-Round Residence	Non-Participating	326564.98	327009.89	32	32	14
1729	Year-Round Residence	Non-Participating	315801.94	325131.88	32	32	16
279	Year-Round Residence	Non-Participating	327064.61	322406.58	32	32	5
400	Year-Round Residence	Non-Participating	324387.22	322517.43	32	31	7
278	Year-Round Residence	Non-Participating	327070.14	322361.95	32	32	5
306	Year-Round Residence	Non-Participating	327084.97	322277.60	32	32	5
338	Year-Round Residence	Non-Participating	327317.86	322402.15	32	32	5
354	Year-Round Residence	Non-Participating	327758.44	322544.07	32	32	9
570	Year-Round Residence	Non-Participating	326639.50	326964.12	32	32	14
2069	Year-Round Residence	Non-Participating	323365.81	328452.78	32	32	16
2073	Year-Round Residence	Non-Participating	323126.84	328452.34	32	32	16
82	Year-Round Residence	Non-Participating	326422.04	322244.97	32	32	5
188	Year-Round Residence	Non-Participating	326532.28	322270.93	32	32	5
28	Year-Round Residence	Non-Participating	325563.80	322171.01	32	32	6
80	Year-Round Residence	Non-Participating	326460.67	322242.56	32	32	5
89	Year-Round Residence	Non-Participating	326521.89	322144.46	32	32	5
151	Year-Round Residence	Non-Participating	327051.28	322233.31	32	32	5
179	Year-Round Residence	Non-Participating	326554.28	322171.11	32	32	5
185	Year-Round Residence	Non-Participating	326611.16	322219.14	32	32	5

Table 7-8.1b: Cumulative Total Project Sound Level Modeling Results (Leq (8-Hour)) at Discrete Points - Sorted by Sound Level [Residential and Non-Participating Receptors]

Modeling Receptor ID	Receptor Type	Participation Status	Coordinates NAD83 2011 State Plane New York Central (FIPS 3102)		Cumulative Maximum 8-hr Leq [dBA]	Project Only Maximum 8-hr Leq [dBA]	Fenner Wind Maximum 8-hr Leq [dBA]
			X (m)	Y (m)			
187	Year-Round Residence	Non-Participating	326603.48	322270.14	32	31	5
2173	Year-Round Residence	Non-Participating	321332.24	323205.30	32	32	11
182	Year-Round Residence	Non-Participating	326553.32	322184.81	32	32	5
193	Year-Round Residence	Non-Participating	326676.31	322332.50	32	32	5
23	Year-Round Residence	Non-Participating	325773.25	322129.89	32	32	6
63	Year-Round Residence	Non-Participating	325378.12	322262.74	32	32	10
78	Year-Round Residence	Non-Participating	326467.63	322276.77	32	32	5
31	Year-Round Residence	Non-Participating	325863.10	322130.59	32	32	6
41	Year-Round Residence	Non-Participating	326023.60	322102.89	32	32	8
42	Year-Round Residence	Non-Participating	326068.32	322158.70	32	32	10
75	Year-Round Residence	Non-Participating	326447.94	322350.46	32	32	6
76	Year-Round Residence	Non-Participating	326434.67	322307.60	32	32	6
77	Year-Round Residence	Non-Participating	326433.90	322272.44	32	32	6
79	Year-Round Residence	Non-Participating	326464.91	322261.83	32	32	5
33	Year-Round Residence	Non-Participating	325941.38	322140.98	32	32	7
34	Year-Round Residence	Non-Participating	325981.28	322146.33	32	32	8
40	Year-Round Residence	Non-Participating	326082.63	322074.42	32	32	6
43	Year-Round Residence	Non-Participating	325979.48	322191.19	32	32	8
47	Year-Round Residence	Non-Participating	326197.40	322181.67	32	32	6
48	Year-Round Residence	Non-Participating	326173.76	322218.06	32	32	6
49	Year-Round Residence	Non-Participating	326151.94	322249.53	32	32	6
242	Year-Round Residence	Non-Participating	326529.08	322442.66	32	32	6
243	Year-Round Residence	Non-Participating	326504.26	322458.88	32	32	6
245	Year-Round Residence	Non-Participating	326489.87	322481.50	32	32	6
35	Year-Round Residence	Non-Participating	326022.01	322147.17	32	32	10
62	Year-Round Residence	Non-Participating	325277.25	322199.50	32	32	6
155	Year-Round Residence	Non-Participating	326807.24	322258.82	32	32	5
275	Year-Round Residence	Non-Participating	326857.51	322364.40	32	32	5
154	Year-Round Residence	Non-Participating	326768.36	322265.85	32	32	5
572	Year-Round Residence	Non-Participating	326701.57	327022.18	32	32	14
324	Year-Round Residence	Non-Participating	327202.22	322336.59	32	32	5
323	Year-Round Residence	Non-Participating	327168.67	322343.92	32	32	5
325	Year-Round Residence	Non-Participating	327319.35	322328.27	32	32	5
326	Year-Round Residence	Non-Participating	327273.31	322243.51	32	32	5
307	Year-Round Residence	Non-Participating	327101.06	322276.03	32	32	5

Table 7-8.1b: Cumulative Total Project Sound Level Modeling Results (Leq (8-Hour)) at Discrete Points - Sorted by Sound Level [Residential and Non-Participating Receptors]

Modeling Receptor ID	Receptor Type	Participation Status	Coordinates NAD83 2011 State Plane New York Central (FIPS 3102)		Cumulative Maximum 8-hr Leq [dBA]	Project Only Maximum 8-hr Leq [dBA]	Fenner Wind Maximum 8-hr Leq [dBA]
			X (m)	Y (m)			
308	Year-Round Residence	Non-Participating	327092.26	322255.75	32	32	5
340	Year-Round Residence	Non-Participating	327387.67	322332.34	32	32	5
1968	Year-Round Residence	Non-Participating	321604.79	329490.49	32	31	25
319	Year-Round Residence	Non-Participating	327162.34	322271.36	32	31	5
320	Year-Round Residence	Non-Participating	327114.11	322352.00	32	32	5
573	Year-Round Residence	Non-Participating	326607.05	327077.44	32	32	14
318	Year-Round Residence	Non-Participating	327132.91	322274.37	32	32	5
321	Year-Round Residence	Non-Participating	327132.91	322345.07	32	32	5
322	Year-Round Residence	Non-Participating	327148.05	322342.39	32	32	5
157	Year-Round Residence	Non-Participating	326803.42	322240.18	32	32	5
29	Year-Round Residence	Non-Participating	325745.99	322175.13	32	31	6
158	Year-Round Residence	Non-Participating	326761.36	322228.10	32	31	5
159	Year-Round Residence	Non-Participating	326759.92	322208.76	32	31	5
309	Year-Round Residence	Non-Participating	327118.07	322271.47	32	32	5
81	Year-Round Residence	Non-Participating	326456.49	322225.21	32	32	5
83	Year-Round Residence	Non-Participating	326456.47	322199.61	32	31	5
156	Year-Round Residence	Non-Participating	326762.58	322244.21	32	32	5
169	Year-Round Residence	Non-Participating	326716.36	322125.75	32	31	5
186	Year-Round Residence	Non-Participating	326533.84	322249.58	32	32	5
91	Year-Round Residence	Non-Participating	326559.22	322146.14	32	32	5
181	Year-Round Residence	Non-Participating	326610.46	322190.73	32	32	5
189	Year-Round Residence	Non-Participating	326598.50	322294.71	32	32	5
88	Year-Round Residence	Non-Participating	326494.70	322112.35	32	32	5
90	Year-Round Residence	Non-Participating	326525.65	322104.25	32	31	5
152	Year-Round Residence	Non-Participating	326831.30	322304.31	32	32	5
180	Year-Round Residence	Non-Participating	326612.56	322157.50	32	31	5
183	Year-Round Residence	Non-Participating	326540.47	322207.94	32	31	5
184	Year-Round Residence	Non-Participating	326539.82	322232.56	32	32	5
24	Year-Round Residence	Non-Participating	325778.46	322081.10	32	31	6
87	Year-Round Residence	Non-Participating	326473.89	322115.97	32	32	5
36	Year-Round Residence	Non-Participating	326026.29	322059.61	32	32	7
1965	Year-Round Residence	Non-Participating	321044.74	331018.96	32	29	29
1930	Year-Round Residence	Non-Participating	320742.55	331178.41	32	29	30
1929	Year-Round Residence	Non-Participating	320751.78	331120.19	32	29	30
1931	Year-Round Residence	Non-Participating	320738.64	331254.87	32	28	30

Table 7-8.1b: Cumulative Total Project Sound Level Modeling Results (Leq (8-Hour)) at Discrete Points - Sorted by Sound Level [Residential and Non-Participating Receptors]

Modeling Receptor ID	Receptor Type	Participation Status	Coordinates NAD83 2011 State Plane New York Central (FIPS 3102)		Cumulative Maximum 8-hr Leq [dBA]	Project Only Maximum 8-hr Leq [dBA]	Fenner Wind Maximum 8-hr Leq [dBA]
			X (m)	Y (m)			
1508	Year-Round Residence	Non-Participating	314451.52	330019.85	32	27	30
1961	Year-Round Residence	Non-Participating	319917.99	332725.64	32	25	31
1962	Year-Round Residence	Non-Participating	319680.28	332955.45	32	25	31
1963	Year-Round Residence	Non-Participating	319808.54	333039.04	32	25	31
1563	Year-Round Residence	Non-Participating	319176.82	333363.00	32	24	32
1564	Year-Round Residence	Non-Participating	319207.68	333346.72	32	24	32
1662	Year-Round Residence	Non-Participating	315221.49	325660.80	32	31	18
634	Year-Round Residence	Non-Participating	325950.33	326982.90	32	31	13
631	Year-Round Residence	Non-Participating	326326.64	326919.04	32	31	14
1969	Year-Round Residence	Non-Participating	321991.65	329235.55	32	30	24
1730	Year-Round Residence	Non-Participating	315806.15	325041.39	32	31	16
574	Year-Round Residence	Non-Participating	326739.57	327093.25	32	31	14
1966	Year-Round Residence	Non-Participating	321110.27	330698.26	32	29	28
1507	Year-Round Residence	Non-Participating	314285.14	330021.87	32	26	30
1964	Year-Round Residence	Non-Participating	319754.04	333233.44	32	24	31
327	Year-Round Residence	Non-Participating	327224.69	322185.11	31	31	5
404	Year-Round Residence	Non-Participating	324459.52	322181.24	31	31	7
403	Year-Round Residence	Non-Participating	324348.99	322205.28	31	31	7
25	Year-Round Residence	Non-Participating	325779.27	322052.74	31	31	6
172	Year-Round Residence	Non-Participating	326684.02	322087.28	31	31	5
174	Year-Round Residence	Non-Participating	326667.40	322092.29	31	31	5
1786	Year-Round Residence	Non-Participating	317489.01	324433.14	31	31	15
1800	Year-Round Residence	Non-Participating	318275.94	324464.32	31	31	19
1731	Year-Round Residence	Non-Participating	315815.19	324943.54	31	31	17
310	Year-Round Residence	Non-Participating	327107.75	322199.90	31	31	5
328	Year-Round Residence	Non-Participating	327289.47	322184.90	31	31	5
312	Year-Round Residence	Non-Participating	327123.78	322147.08	31	31	5
2134	Year-Round Residence	Non-Participating	320119.88	323794.81	31	31	13
96	Year-Round Residence	Non-Participating	326621.58	322088.64	31	31	5
160	Year-Round Residence	Non-Participating	326803.67	322214.09	31	31	5
161	Year-Round Residence	Non-Participating	326760.72	322189.95	31	31	5
175	Year-Round Residence	Non-Participating	326650.10	322130.53	31	31	5
176	Year-Round Residence	Non-Participating	326649.80	322085.32	31	31	5
177	Year-Round Residence	Non-Participating	326620.03	322126.48	31	31	5
171	Year-Round Residence	Non-Participating	326706.98	322089.66	31	31	5

Table 7-8.1b: Cumulative Total Project Sound Level Modeling Results (Leq (8-Hour)) at Discrete Points - Sorted by Sound Level [Residential and Non-Participating Receptors]

Modeling Receptor ID	Receptor Type	Participation Status	Coordinates NAD83 2011 State Plane New York Central (FIPS 3102)		Cumulative Maximum 8-hr Leq [dBA]	Project Only Maximum 8-hr Leq [dBA]	Fenner Wind Maximum 8-hr Leq [dBA]
			X (m)	Y (m)			
192	Year-Round Residence	Non-Participating	326589.55	322341.41	31	31	5
32	Year-Round Residence	Non-Participating	325881.08	322045.14	31	31	6
92	Year-Round Residence	Non-Participating	326560.55	322091.34	31	31	5
99	Year-Round Residence	Non-Participating	326476.38	322069.06	31	31	5
20	Year-Round Residence	Non-Participating	325707.94	321947.63	31	31	6
21	Year-Round Residence	Non-Participating	325721.23	322023.73	31	31	6
22	Year-Round Residence	Non-Participating	325727.19	322101.93	31	31	6
26	Year-Round Residence	Non-Participating	325782.01	322010.36	31	31	6
37	Year-Round Residence	Non-Participating	326026.98	322021.16	31	31	6
94	Year-Round Residence	Non-Participating	326577.01	322030.21	31	31	5
314	Year-Round Residence	Non-Participating	327158.31	322084.68	31	31	5
333	Year-Round Residence	Non-Participating	327295.30	322051.27	31	31	7
334	Year-Round Residence	Non-Participating	327246.89	322042.21	31	31	7
336	Year-Round Residence	Non-Participating	327294.91	322020.27	31	31	8
356	Year-Round Residence	Non-Participating	327875.00	322466.16	31	31	4
615	Year-Round Residence	Non-Participating	327678.01	326917.60	31	31	8
1664	Year-Round Residence	Non-Participating	315160.07	325457.00	31	30	19
1787	Year-Round Residence	Non-Participating	317580.75	324448.55	31	31	15
1801	Year-Round Residence	Non-Participating	318377.05	324160.62	31	31	18
1732	Year-Round Residence	Non-Participating	315815.20	324887.91	31	31	17
1733	Year-Round Residence	Non-Participating	315818.34	324846.31	31	31	18
1169	Year-Round Residence	Non-Participating	326681.45	327386.34	31	30	14
636	Year-Round Residence	Non-Participating	325672.13	327507.94	31	31	14
637	Year-Round Residence	Non-Participating	325700.00	327630.91	31	30	13
534	Year-Round Residence	Non-Participating	329104.31	325224.48	31	31	5
535	Year-Round Residence	Non-Participating	329171.23	325228.41	31	31	5
632	Year-Round Residence	Non-Participating	326246.96	326933.13	31	31	14
433	Year-Round Residence	Non-Participating	324165.19	322499.02	31	30	8
673	Year-Round Residence	Non-Participating	325104.03	327882.84	31	31	12
674	Year-Round Residence	Non-Participating	325016.17	327892.05	31	31	12
311	Year-Round Residence	Non-Participating	327113.54	322169.88	31	31	5
330	Year-Round Residence	Non-Participating	327247.53	322107.59	31	31	6
329	Year-Round Residence	Non-Participating	327295.13	322148.05	31	31	6
533	Year-Round Residence	Non-Participating	329056.75	325208.36	31	31	5
577	Year-Round Residence	Non-Participating	326775.48	327244.34	31	31	14

Table 7-8.1b: Cumulative Total Project Sound Level Modeling Results (Leq (8-Hour)) at Discrete Points - Sorted by Sound Level [Residential and Non-Participating Receptors]

Modeling Receptor ID	Receptor Type	Participation Status	Coordinates NAD83 2011 State Plane New York Central (FIPS 3102)		Cumulative Maximum 8-hr Leq [dBA]	Project Only Maximum 8-hr Leq [dBA]	Fenner Wind Maximum 8-hr Leq [dBA]
			X (m)	Y (m)			
578	Year-Round Residence	Non-Participating	326695.98	327292.67	31	31	14
579	Year-Round Residence	Non-Participating	326792.03	327297.26	31	31	14
633	Year-Round Residence	Non-Participating	326142.75	326931.26	31	31	14
313	Year-Round Residence	Non-Participating	327125.02	322122.95	31	31	5
315	Year-Round Residence	Non-Participating	327160.79	322017.54	31	31	6
316	Year-Round Residence	Non-Participating	327165.20	321991.53	31	31	8
1434	Seasonal Residence	Non-Participating	323920.16	328604.23	31	31	19
1734	Year-Round Residence	Non-Participating	315887.03	324845.91	31	31	18
1735	Year-Round Residence	Non-Participating	315816.10	324807.31	31	30	18
162	Year-Round Residence	Non-Participating	326800.15	322193.17	31	31	5
576	Year-Round Residence	Non-Participating	326659.48	327221.49	31	31	14
331	Year-Round Residence	Non-Participating	327297.36	322088.44	31	31	7
332	Year-Round Residence	Non-Participating	327247.87	322075.51	31	31	6
575	Year-Round Residence	Non-Participating	326855.73	327172.07	31	31	14
163	Year-Round Residence	Non-Participating	326753.85	322133.68	31	31	5
95	Year-Round Residence	Non-Participating	326586.64	321981.91	31	31	5
104	Year-Round Residence	Non-Participating	325631.11	321860.97	31	30	6
170	Year-Round Residence	Non-Participating	326730.36	322090.96	31	31	5
173	Year-Round Residence	Non-Participating	326670.84	322131.14	31	31	5
17	Year-Round Residence	Non-Participating	325637.21	321903.43	31	31	6
27	Year-Round Residence	Non-Participating	325591.17	322111.22	31	31	6
84	Year-Round Residence	Non-Participating	326426.47	322156.51	31	31	5
85	Year-Round Residence	Non-Participating	326455.56	322162.38	31	31	5
150	Year-Round Residence	Non-Participating	327089.10	322008.66	31	31	8
178	Year-Round Residence	Non-Participating	326634.00	322027.99	31	31	5
190	Year-Round Residence	Non-Participating	326591.79	322323.24	31	31	5
191	Year-Round Residence	Non-Participating	326595.31	322308.98	31	31	5
18	Year-Round Residence	Non-Participating	325704.43	321882.47	31	30	6
98	Year-Round Residence	Non-Participating	326453.54	322029.49	31	31	5
164	Year-Round Residence	Non-Participating	326759.84	322170.90	31	31	5
167	Year-Round Residence	Non-Participating	326775.14	322096.60	31	31	5
61	Year-Round Residence	Non-Participating	325428.67	322164.74	31	31	6
86	Year-Round Residence	Non-Participating	326474.82	322156.62	31	31	5
93	Year-Round Residence	Non-Participating	326565.70	322063.03	31	31	5
97	Year-Round Residence	Non-Participating	326623.57	322067.67	31	31	5

Table 7-8.1b: Cumulative Total Project Sound Level Modeling Results (Leq (8-Hour)) at Discrete Points - Sorted by Sound Level [Residential and Non-Participating Receptors]

Modeling Receptor ID	Receptor Type	Participation Status	Coordinates NAD83 2011 State Plane New York Central (FIPS 3102)		Cumulative Maximum 8-hr Leq [dBA]	Project Only Maximum 8-hr Leq [dBA]	Fenner Wind Maximum 8-hr Leq [dBA]
			X (m)	Y (m)			
165	Year-Round Residence	Non-Participating	326796.75	322159.18	31	31	5
166	Year-Round Residence	Non-Participating	326797.74	322136.79	31	31	5
168	Year-Round Residence	Non-Participating	326755.65	322092.66	31	31	5
11	Year-Round Residence	Non-Participating	325847.64	321863.82	31	30	6
39	Year-Round Residence	Non-Participating	326077.80	322025.57	31	31	6
46	Year-Round Residence	Non-Participating	326213.99	322125.65	31	31	6
149	Year-Round Residence	Non-Participating	327051.71	321915.43	31	30	8
273	Year-Round Residence	Non-Participating	326794.69	322378.47	31	31	5
335	Year-Round Residence	Non-Participating	327239.89	321980.71	31	30	7
517	Year-Round Residence	Non-Participating	328845.65	323707.96	31	31	4
343	Year-Round Residence	Non-Participating	327439.61	322343.42	31	30	5
341	Year-Round Residence	Non-Participating	327436.74	322398.18	31	30	5
1970	Year-Round Residence	Non-Participating	322095.64	329270.80	31	30	24
274	Year-Round Residence	Non-Participating	326835.43	322373.90	31	31	5
337	Year-Round Residence	Non-Participating	327295.96	321998.04	31	30	8
148	Year-Round Residence	Non-Participating	327113.65	321933.39	31	30	8
1506	Year-Round Residence	Non-Participating	314260.71	330096.96	31	25	30
1483	Year-Round Residence	Non-Participating	314253.38	327418.18	31	29	23
1484	Year-Round Residence	Non-Participating	314297.96	327484.44	31	29	22
675	Year-Round Residence	Non-Participating	324942.80	328055.65	31	30	12
1651	Year-Round Residence	Non-Participating	314263.41	326916.90	31	29	23
1736	Year-Round Residence	Non-Participating	315816.17	324755.78	31	30	18
19	Year-Round Residence	Non-Participating	325613.58	321953.56	30	30	6
13	Year-Round Residence	Non-Participating	325790.73	321841.34	30	30	6
432	Year-Round Residence	Non-Participating	324202.08	322439.62	30	30	8
1782	Year-Round Residence	Non-Participating	317567.50	324213.55	30	30	14
1781	Year-Round Residence	Non-Participating	317636.47	324013.37	30	30	14
714	Seasonal Residence	Non-Participating	325745.16	321821.92	30	30	6
1737	Year-Round Residence	Non-Participating	315732.55	324738.14	30	30	17
317	Year-Round Residence	Non-Participating	327185.01	321918.60	30	30	9
16	Year-Round Residence	Non-Participating	325636.37	321819.21	30	30	6
14	Year-Round Residence	Non-Participating	325780.07	321788.11	30	30	6
12	Year-Round Residence	Non-Participating	325851.42	321801.66	30	30	7
1487	Year-Round Residence	Non-Participating	314002.12	327458.34	30	28	24
1489	Year-Round Residence	Non-Participating	313980.93	327557.55	30	28	24

Table 7-8.1b: Cumulative Total Project Sound Level Modeling Results (Leq (8-Hour)) at Discrete Points - Sorted by Sound Level [Residential and Non-Participating Receptors]

Modeling Receptor ID	Receptor Type	Participation Status	Coordinates NAD83 2011 State Plane New York Central (FIPS 3102)		Cumulative Maximum 8-hr Leq [dBA]	Project Only Maximum 8-hr Leq [dBA]	Fenner Wind Maximum 8-hr Leq [dBA]
			X (m)	Y (m)			
147	Year-Round Residence	Non-Participating	327101.69	321856.91	30	30	8
270	Year-Round Residence	Non-Participating	326667.19	322500.74	30	30	6
348	Year-Round Residence	Non-Participating	327518.29	322232.30	30	30	5
352	Year-Round Residence	Non-Participating	327826.81	322403.84	30	29	4
1785	Year-Round Residence	Non-Participating	317615.75	324324.93	30	30	15
1796	Year-Round Residence	Non-Participating	317938.00	324557.86	30	30	15
429	Year-Round Residence	Non-Participating	325467.09	321646.17	30	30	11
342	Year-Round Residence	Non-Participating	327487.04	322406.38	30	30	5
428	Year-Round Residence	Non-Participating	325411.66	321661.95	30	30	11
272	Year-Round Residence	Non-Participating	326772.46	322375.42	30	30	5
423	Year-Round Residence	Non-Participating	325059.93	321691.52	30	30	6
536	Year-Round Residence	Non-Participating	329416.20	325057.07	30	30	5
422	Year-Round Residence	Non-Participating	325171.43	321725.60	30	30	6
998	Year-Round Residence	Non-Participating	324166.93	321721.96	30	29	7
271	Year-Round Residence	Non-Participating	326667.43	322475.48	30	29	5
581	Year-Round Residence	Non-Participating	326908.21	327453.02	30	30	15
614	Year-Round Residence	Non-Participating	327762.70	327142.24	30	30	9
580	Year-Round Residence	Non-Participating	326896.33	327387.16	30	30	15
612	Year-Round Residence	Non-Participating	327835.02	327094.72	30	30	14
1739	Year-Round Residence	Non-Participating	315829.44	324568.36	30	29	18
269	Year-Round Residence	Non-Participating	326667.97	322524.18	30	30	6
424	Year-Round Residence	Non-Participating	324976.24	321671.63	30	29	6
613	Year-Round Residence	Non-Participating	327781.47	327118.13	30	30	11
146	Year-Round Residence	Non-Participating	327130.85	321870.42	30	30	8
1738	Year-Round Residence	Non-Participating	315877.87	324609.12	30	30	18
2172	Year-Round Residence	Non-Participating	321196.77	322674.85	30	29	10
421	Year-Round Residence	Non-Participating	325273.19	321558.66	30	29	9
2193	Year-Round Residence	Non-Participating	321506.29	322752.90	30	30	10
2195	Year-Round Residence	Non-Participating	321428.38	322675.44	30	30	10
15	Year-Round Residence	Non-Participating	325640.85	321775.66	30	30	6
9	Year-Round Residence	Non-Participating	325793.62	321691.48	30	30	6
2194	Year-Round Residence	Non-Participating	321399.49	322715.29	30	30	10
7	Year-Round Residence	Non-Participating	325791.13	321644.33	30	30	5
10	Year-Round Residence	Non-Participating	325877.89	321704.54	30	30	6
38	Year-Round Residence	Non-Participating	326084.58	321982.60	30	30	6

Table 7-8.1b: Cumulative Total Project Sound Level Modeling Results (Leq (8-Hour)) at Discrete Points - Sorted by Sound Level [Residential and Non-Participating Receptors]

Modeling Receptor ID	Receptor Type	Participation Status	Coordinates NAD83 2011 State Plane New York Central (FIPS 3102)		Cumulative Maximum 8-hr Leq [dBA]	Project Only Maximum 8-hr Leq [dBA]	Fenner Wind Maximum 8-hr Leq [dBA]
			X (m)	Y (m)			
1971	Year-Round Residence	Non-Participating	322345.93	329324.04	30	29	24
1485	Year-Round Residence	Non-Participating	314248.18	327650.62	30	29	20
1488	Year-Round Residence	Non-Participating	313970.42	327505.32	30	28	24
640	Year-Round Residence	Non-Participating	325691.72	328124.28	30	29	16
747	Seasonal Residence	Non-Participating	325658.48	328135.24	30	29	16
1486	Year-Round Residence	Non-Participating	314162.36	327635.89	30	28	20
2133	Year-Round Residence	Non-Participating	319953.76	323718.65	30	29	13
2053	Year-Round Residence	Non-Participating	324682.51	328443.76	30	29	13
1471	Year-Round Residence	Non-Participating	313806.07	327415.41	30	28	23
1472	Year-Round Residence	Non-Participating	313917.19	327390.29	30	28	24
1480	Year-Round Residence	Non-Participating	313842.30	327129.09	30	28	23
1481	Year-Round Residence	Non-Participating	313910.71	327136.72	30	28	23
1482	Year-Round Residence	Non-Participating	313924.65	327021.49	30	28	23
1740	Year-Round Residence	Non-Participating	315883.82	324450.97	30	29	18
1741	Year-Round Residence	Non-Participating	315841.58	324436.57	30	29	18
2071	Year-Round Residence	Non-Participating	323074.41	328800.53	30	29	17
2306	Year-Round Residence	Non-Participating	313880.70	327015.38	30	28	23
430	Year-Round Residence	Non-Participating	325612.56	321530.12	29	29	6
2132	Year-Round Residence	Non-Participating	318538.37	323819.18	29	29	13
2288	Year-Round Residence	Non-Participating	317714.28	323769.99	29	29	13
350	Year-Round Residence	Non-Participating	327774.36	322239.03	29	29	8
355	Year-Round Residence	Non-Participating	327784.93	322350.08	29	29	4
1470	Year-Round Residence	Non-Participating	313751.46	327308.59	29	27	23
1476	Year-Round Residence	Non-Participating	313783.15	327128.53	29	28	23
1478	Year-Round Residence	Non-Participating	313779.01	327056.60	29	27	23
1479	Year-Round Residence	Non-Participating	313828.68	327039.61	29	28	23
1665	Year-Round Residence	Non-Participating	315013.30	324934.58	29	29	19
2131	Year-Round Residence	Non-Participating	318427.18	323649.23	29	29	18
1761	Year-Round Residence	Non-Participating	316644.90	324125.81	29	29	14
1742	Year-Round Residence	Non-Participating	315880.49	324429.32	29	29	18
1743	Year-Round Residence	Non-Participating	315883.13	324408.14	29	29	18
1744	Year-Round Residence	Non-Participating	315841.59	324410.78	29	29	18
1745	Year-Round Residence	Non-Participating	315831.70	324373.16	29	29	18
139	Year-Round Residence	Non-Participating	328284.81	322165.67	29	29	10
2290	Year-Round Residence	Non-Participating	316680.98	324109.55	29	29	14

Table 7-8.1b: Cumulative Total Project Sound Level Modeling Results (Leq (8-Hour)) at Discrete Points - Sorted by Sound Level [Residential and Non-Participating Receptors]

Modeling Receptor ID	Receptor Type	Participation Status	Coordinates NAD83 2011 State Plane New York Central (FIPS 3102)		Cumulative Maximum 8-hr Leq [dBA]	Project Only Maximum 8-hr Leq [dBA]	Fenner Wind Maximum 8-hr Leq [dBA]
			X (m)	Y (m)			
1469	Year-Round Residence	Non-Participating	313703.14	327291.26	29	27	23
718	Seasonal Residence	Non-Participating	325345.23	327936.13	29	29	12
347	Year-Round Residence	Non-Participating	327737.69	322342.00	29	29	4
349	Year-Round Residence	Non-Participating	327593.63	322175.43	29	29	4
642	Year-Round Residence	Non-Participating	325744.19	328336.83	29	29	17
1666	Year-Round Residence	Non-Participating	314991.19	324894.13	29	28	18
1698	Year-Round Residence	Non-Participating	315651.04	324335.41	29	28	18
1700	Year-Round Residence	Non-Participating	315709.83	324328.35	29	28	18
1701	Year-Round Residence	Non-Participating	315704.39	324277.34	29	28	17
1703	Year-Round Residence	Non-Participating	315802.29	324325.21	29	28	18
1696	Year-Round Residence	Non-Participating	315624.16	324341.98	29	28	18
721	Seasonal Residence	Non-Participating	325356.06	327914.30	29	29	12
1772	Year-Round Residence	Non-Participating	317423.91	323571.88	29	29	13
425	Year-Round Residence	Non-Participating	324901.86	321672.93	29	29	6
610	Year-Round Residence	Non-Participating	327415.20	327653.33	29	29	14
1780	Year-Round Residence	Non-Participating	317563.90	323943.84	29	29	14
1702	Year-Round Residence	Non-Participating	315746.02	324333.13	29	28	18
643	Year-Round Residence	Non-Participating	325674.29	328375.31	29	29	17
641	Year-Round Residence	Non-Participating	325711.11	328221.86	29	29	16
611	Year-Round Residence	Non-Participating	327588.98	327484.75	29	29	14
609	Year-Round Residence	Non-Participating	327895.13	327465.04	29	29	14
716	Seasonal Residence	Non-Participating	325343.12	327976.48	29	29	12
1667	Year-Round Residence	Non-Participating	314971.97	324853.21	29	28	19
1998	Year-Round Residence	Non-Participating	323204.77	329680.98	29	28	22
268	Year-Round Residence	Non-Participating	326764.17	322468.57	29	29	5
518	Year-Round Residence	Non-Participating	329095.79	323724.23	29	29	4
1668	Year-Round Residence	Non-Participating	315039.14	324819.01	29	28	18
140	Year-Round Residence	Non-Participating	328410.05	322337.42	29	29	4
409	Year-Round Residence	Non-Participating	324306.07	321611.73	29	29	7
1704	Year-Round Residence	Non-Participating	315813.57	324262.76	29	28	17
585	Year-Round Residence	Non-Participating	328475.00	323052.29	29	29	4
1694	Year-Round Residence	Non-Participating	315602.89	324343.27	29	28	18
1763	Year-Round Residence	Non-Participating	316723.51	324188.42	29	28	14
1758	Year-Round Residence	Non-Participating	316481.54	324164.10	29	29	14
1746	Year-Round Residence	Non-Participating	315887.61	324312.05	29	28	18

Table 7-8.1b: Cumulative Total Project Sound Level Modeling Results (Leq (8-Hour)) at Discrete Points - Sorted by Sound Level [Residential and Non-Participating Receptors]

Modeling Receptor ID	Receptor Type	Participation Status	Coordinates NAD83 2011 State Plane New York Central (FIPS 3102)		Cumulative Maximum 8-hr Leq [dBA]	Project Only Maximum 8-hr Leq [dBA]	Fenner Wind Maximum 8-hr Leq [dBA]
			X (m)	Y (m)			
1747	Year-Round Residence	Non-Participating	315964.98	324306.54	29	28	14
138	Year-Round Residence	Non-Participating	328303.17	322063.21	29	29	10
5	Year-Round Residence	Non-Participating	325787.58	321592.73	29	29	5
8	Year-Round Residence	Non-Participating	325882.95	321657.48	29	29	5
1475	Year-Round Residence	Non-Participating	313699.78	327128.42	29	27	23
1477	Year-Round Residence	Non-Participating	313722.90	327044.75	29	27	23
2000	Year-Round Residence	Non-Participating	323343.99	329646.16	29	28	22
2002	Year-Round Residence	Non-Participating	323436.28	329699.95	29	28	22
2014	Year-Round Residence	Non-Participating	323471.50	329852.79	29	28	22
2015	Year-Round Residence	Non-Participating	323455.62	329869.03	29	28	22
2016	Year-Round Residence	Non-Participating	323388.92	329877.26	29	28	22
2020	Year-Round Residence	Non-Participating	323271.91	329862.88	29	28	22
2021	Year-Round Residence	Non-Participating	323235.82	329860.65	29	28	22
2022	Year-Round Residence	Non-Participating	323212.27	329863.13	29	28	22
2023	Year-Round Residence	Non-Participating	323188.25	329861.84	29	28	22
2024	Year-Round Residence	Non-Participating	323169.33	329859.30	29	27	22
2028	Year-Round Residence	Non-Participating	323192.23	329944.48	29	28	22
2029	Year-Round Residence	Non-Participating	323250.42	329945.42	29	28	22
2018	Year-Round Residence	Non-Participating	323327.39	329873.39	29	28	22
1980	Year-Round Residence	Non-Participating	322971.22	330121.00	29	27	23
1991	Year-Round Residence	Non-Participating	323098.93	329757.70	29	28	22
1992	Year-Round Residence	Non-Participating	323098.62	329734.54	29	28	22
1995	Year-Round Residence	Non-Participating	323061.52	329676.64	29	28	22
1996	Year-Round Residence	Non-Participating	323001.07	329692.19	29	28	23
1993	Year-Round Residence	Non-Participating	323057.16	329698.73	29	28	22
1994	Year-Round Residence	Non-Participating	323097.45	329706.61	29	28	22
2013	Year-Round Residence	Non-Participating	323429.46	329815.68	29	28	22
1974	Year-Round Residence	Non-Participating	322337.86	330609.00	29	27	24
1975	Year-Round Residence	Non-Participating	322438.15	330529.46	29	27	24
1976	Year-Round Residence	Non-Participating	322830.42	330295.43	29	27	23
1977	Year-Round Residence	Non-Participating	322911.46	330240.03	29	27	23
1997	Year-Round Residence	Non-Participating	323168.84	329641.36	29	27	22
1999	Year-Round Residence	Non-Participating	323285.01	329649.34	29	28	22
2001	Year-Round Residence	Non-Participating	323446.26	329798.06	29	28	22
2003	Year-Round Residence	Non-Participating	323520.97	329667.54	29	28	21

Table 7-8.1b: Cumulative Total Project Sound Level Modeling Results (Leq (8-Hour)) at Discrete Points - Sorted by Sound Level [Residential and Non-Participating Receptors]

Modeling Receptor ID	Receptor Type	Participation Status	Coordinates NAD83 2011 State Plane New York Central (FIPS 3102)		Cumulative Maximum 8-hr Leq [dBA]	Project Only Maximum 8-hr Leq [dBA]	Fenner Wind Maximum 8-hr Leq [dBA]
			X (m)	Y (m)			
1989	Year-Round Residence	Non-Participating	323098.51	329777.92	29	27	22
2019	Year-Round Residence	Non-Participating	323305.54	329869.32	29	28	22
1986	Year-Round Residence	Non-Participating	323048.63	329831.63	29	27	22
1988	Year-Round Residence	Non-Participating	323044.55	329788.37	29	28	22
1990	Year-Round Residence	Non-Participating	323098.81	329800.61	29	27	22
2072	Year-Round Residence	Non-Participating	323018.19	329333.57	29	28	22
1979	Year-Round Residence	Non-Participating	322646.48	330806.88	29	27	24
1490	Year-Round Residence	Non-Participating	313943.32	327914.61	29	27	20
644	Year-Round Residence	Non-Participating	326012.20	328401.63	29	28	16
1491	Year-Round Residence	Non-Participating	313932.71	327989.83	29	27	20
1690	Year-Round Residence	Non-Participating	315412.98	324432.32	29	28	17
722	Seasonal Residence	Non-Participating	325371.98	327892.02	29	28	11
2043	Year-Round Residence	Non-Participating	325637.47	328582.74	29	28	17
717	Seasonal Residence	Non-Participating	325366.04	327983.59	29	28	12
1699	Year-Round Residence	Non-Participating	315679.52	324274.01	29	28	17
1705	Year-Round Residence	Non-Participating	315851.74	324236.03	29	28	17
1748	Year-Round Residence	Non-Participating	315960.73	324246.22	29	28	14
1762	Year-Round Residence	Non-Participating	316695.66	324182.45	29	29	14
1749	Year-Round Residence	Non-Participating	315984.47	324243.16	29	28	14
646	Year-Round Residence	Non-Participating	326113.01	328409.67	29	28	16
1468	Year-Round Residence	Non-Participating	313481.86	327262.51	29	27	23
1473	Year-Round Residence	Non-Participating	313592.39	327089.79	29	27	22
1474	Year-Round Residence	Non-Participating	313638.97	327081.09	29	27	23
1693	Year-Round Residence	Non-Participating	315594.13	324295.05	29	28	17
1757	Year-Round Residence	Non-Participating	316575.48	324073.23	29	28	14
2026	Year-Round Residence	Non-Participating	323129.00	329851.50	29	27	22
2027	Year-Round Residence	Non-Participating	323195.85	330142.86	29	27	22
2030	Year-Round Residence	Non-Participating	323361.84	329958.33	29	27	22
2031	Year-Round Residence	Non-Participating	323377.10	329960.54	29	27	22
1695	Year-Round Residence	Non-Participating	315617.48	324293.47	29	28	17
1982	Year-Round Residence	Non-Participating	323046.33	330107.88	29	27	23
1697	Year-Round Residence	Non-Participating	315639.59	324270.81	29	28	17
2033	Year-Round Residence	Non-Participating	323450.27	329972.73	29	27	22
2036	Year-Round Residence	Non-Participating	323461.82	330091.10	29	27	22
1710	Year-Round Residence	Non-Participating	315896.38	324171.16	29	28	17

Table 7-8.1b: Cumulative Total Project Sound Level Modeling Results (Leq (8-Hour)) at Discrete Points - Sorted by Sound Level [Residential and Non-Participating Receptors]

Modeling Receptor ID	Receptor Type	Participation Status	Coordinates NAD83 2011 State Plane New York Central (FIPS 3102)		Cumulative Maximum 8-hr Leq [dBA]	Project Only Maximum 8-hr Leq [dBA]	Fenner Wind Maximum 8-hr Leq [dBA]
			X (m)	Y (m)			
1985	Year-Round Residence	Non-Participating	323038.98	329893.28	29	27	23
2004	Year-Round Residence	Non-Participating	323551.24	329660.41	29	27	21
2005	Year-Round Residence	Non-Participating	323552.56	329729.38	29	27	21
2034	Year-Round Residence	Non-Participating	323448.22	330009.65	29	27	22
1669	Year-Round Residence	Non-Participating	314926.03	324733.55	29	28	19
1973	Year-Round Residence	Non-Participating	323140.55	329331.31	29	27	22
2032	Year-Round Residence	Non-Participating	323423.11	329981.99	29	27	22
1981	Year-Round Residence	Non-Participating	322990.60	330073.44	29	27	23
2009	Year-Round Residence	Non-Participating	323489.94	329752.11	29	27	21
2007	Year-Round Residence	Non-Participating	323541.12	329747.38	29	27	21
2008	Year-Round Residence	Non-Participating	323502.81	329730.28	29	27	21
2010	Year-Round Residence	Non-Participating	323478.29	329763.67	29	27	21
2012	Year-Round Residence	Non-Participating	323480.35	329837.11	29	28	22
1706	Year-Round Residence	Non-Participating	315850.02	324211.78	29	28	17
1708	Year-Round Residence	Non-Participating	315896.66	324190.67	29	28	17
1499	Year-Round Residence	Non-Participating	313601.18	330082.10	29	22	27
1500	Year-Round Residence	Non-Participating	313413.64	330010.49	29	23	27
405	Year-Round Residence	Non-Participating	324372.32	321726.74	28	28	7
142	Year-Round Residence	Non-Participating	327284.95	321823.71	28	28	4
6	Year-Round Residence	Non-Participating	325858.58	321556.18	28	28	5
1691	Year-Round Residence	Non-Participating	315430.45	324375.28	28	28	18
1692	Year-Round Residence	Non-Participating	315460.78	324293.40	28	28	17
1689	Year-Round Residence	Non-Participating	315365.02	324383.19	28	28	17
2037	Year-Round Residence	Non-Participating	323514.46	330105.31	28	27	22
2042	Year-Round Residence	Non-Participating	325662.81	328685.59	28	28	17
1709	Year-Round Residence	Non-Participating	315931.58	324232.39	28	28	14
1707	Year-Round Residence	Non-Participating	315849.02	324162.25	28	28	17
3	Year-Round Residence	Non-Participating	325773.13	321554.04	28	28	5
1467	Year-Round Residence	Non-Participating	313364.20	327216.23	28	26	23
1978	Year-Round Residence	Non-Participating	322402.91	331347.48	28	26	25
2192	Year-Round Residence	Non-Participating	321645.38	322762.48	28	28	10
141	Year-Round Residence	Non-Participating	327224.97	321852.31	28	27	5
353	Year-Round Residence	Non-Participating	327746.85	322493.71	28	28	5
426	Year-Round Residence	Non-Participating	324870.24	321730.51	28	27	6
647	Year-Round Residence	Non-Participating	326212.02	328424.82	28	28	16

Table 7-8.1b: Cumulative Total Project Sound Level Modeling Results (Leq (8-Hour)) at Discrete Points - Sorted by Sound Level [Residential and Non-Participating Receptors]

Modeling Receptor ID	Receptor Type	Participation Status	Coordinates NAD83 2011 State Plane New York Central (FIPS 3102)		Cumulative Maximum 8-hr Leq [dBA]	Project Only Maximum 8-hr Leq [dBA]	Fenner Wind Maximum 8-hr Leq [dBA]
			X (m)	Y (m)			
648	Year-Round Residence	Non-Participating	326318.65	328501.06	28	28	16
1711	Year-Round Residence	Non-Participating	315862.45	324072.91	28	28	17
1712	Year-Round Residence	Non-Participating	315944.78	324059.31	28	27	17
1714	Year-Round Residence	Non-Participating	315862.60	323992.89	28	27	17
1755	Year-Round Residence	Non-Participating	316379.75	324191.19	28	28	14
1756	Year-Round Residence	Non-Participating	316467.11	323971.00	28	28	14
1764	Year-Round Residence	Non-Participating	316735.46	324071.49	28	28	14
1768	Year-Round Residence	Non-Participating	317068.03	324050.95	28	28	14
1773	Year-Round Residence	Non-Participating	317330.81	323415.30	28	28	13
1774	Year-Round Residence	Non-Participating	317452.97	323385.73	28	28	13
1775	Year-Round Residence	Non-Participating	317498.61	323340.29	28	28	13
1784	Year-Round Residence	Non-Participating	317566.48	324309.98	28	27	14
506	Year-Round Residence	Non-Participating	329347.94	323933.87	28	28	4
344	Year-Round Residence	Non-Participating	327578.97	322416.61	28	28	5
431	Year-Round Residence	Non-Participating	325714.35	321444.97	28	28	5
600	Year-Round Residence	Non-Participating	329088.24	326818.38	28	27	6
2039	Year-Round Residence	Non-Participating	323976.39	329712.62	28	27	20
650	Year-Round Residence	Non-Participating	326493.76	328550.96	28	27	16
1713	Year-Round Residence	Non-Participating	315860.19	324026.74	28	27	17
1760	Year-Round Residence	Non-Participating	316521.21	324219.68	28	28	14
1767	Year-Round Residence	Non-Participating	316863.12	324051.23	28	28	14
413	Year-Round Residence	Non-Participating	323942.85	321399.04	28	28	7
2044	Year-Round Residence	Non-Participating	323606.55	329565.65	28	27	16
2045	Year-Round Residence	Non-Participating	323750.82	329486.04	28	27	20
2046	Year-Round Residence	Non-Participating	323785.51	329427.18	28	27	21
652	Year-Round Residence	Non-Participating	326613.69	328392.95	28	28	16
2041	Year-Round Residence	Non-Participating	324508.72	329582.97	28	27	19
2047	Year-Round Residence	Non-Participating	323726.91	329400.83	28	27	21
2011	Year-Round Residence	Non-Participating	323521.54	329793.36	28	27	19
2040	Year-Round Residence	Non-Participating	324094.69	329705.97	28	27	20
2169	Year-Round Residence	Non-Participating	320871.34	322333.98	28	28	10
408	Year-Round Residence	Non-Participating	324352.67	321602.86	28	28	7
1769	Year-Round Residence	Non-Participating	317430.63	323823.33	28	28	14
1770	Year-Round Residence	Non-Participating	317481.48	323770.75	28	28	13
1771	Year-Round Residence	Non-Participating	317546.74	323741.33	28	28	13

Table 7-8.1b: Cumulative Total Project Sound Level Modeling Results (Leq (8-Hour)) at Discrete Points - Sorted by Sound Level [Residential and Non-Participating Receptors]

Modeling Receptor ID	Receptor Type	Participation Status	Coordinates NAD83 2011 State Plane New York Central (FIPS 3102)		Cumulative Maximum 8-hr Leq [dBA]	Project Only Maximum 8-hr Leq [dBA]	Fenner Wind Maximum 8-hr Leq [dBA]
			X (m)	Y (m)			
2049	Year-Round Residence	Non-Participating	323930.17	329231.44	28	27	20
2171	Year-Round Residence	Non-Participating	321036.45	322623.33	28	27	10
407	Year-Round Residence	Non-Participating	324450.11	321630.16	28	27	6
136	Year-Round Residence	Non-Participating	328296.22	321835.79	28	28	10
2160	Year-Round Residence	Non-Participating	320133.34	322561.27	28	28	10
134	Year-Round Residence	Non-Participating	328163.61	321566.66	28	28	10
135	Year-Round Residence	Non-Participating	328293.42	321676.93	28	28	10
2196	Year-Round Residence	Non-Participating	322414.03	321457.55	28	28	8
2	Year-Round Residence	Non-Participating	325754.47	321507.92	28	28	5
1	Year-Round Residence	Non-Participating	325840.23	321460.84	28	28	5
2158	Year-Round Residence	Non-Participating	319862.71	322633.13	28	28	11
2159	Year-Round Residence	Non-Participating	320013.02	322705.20	28	28	11
45	Year-Round Residence	Non-Participating	325947.77	321421.23	28	28	5
4	Year-Round Residence	Non-Participating	325850.26	321518.33	28	28	5
2162	Year-Round Residence	Non-Participating	320278.12	322230.53	28	27	10
1444	Year-Round Residence	Non-Participating	313377.60	327129.66	28	26	23
1445	Year-Round Residence	Non-Participating	313311.36	327194.05	28	26	23
1983	Year-Round Residence	Non-Participating	323013.22	330038.99	28	27	22
1984	Year-Round Residence	Non-Participating	323089.43	330007.66	28	27	22
2048	Year-Round Residence	Non-Participating	323854.12	329321.57	28	27	20
2298	Year-Round Residence	Non-Participating	323840.75	329758.79	28	27	20
1498	Year-Round Residence	Non-Participating	313687.67	330025.45	28	21	27
1504	Year-Round Residence	Non-Participating	314067.00	330034.76	28	21	27
1565	Year-Round Residence	Non-Participating	319504.27	333413.13	28	19	27
1493	Year-Round Residence	Non-Participating	313815.68	328474.02	28	26	22
1670	Year-Round Residence	Non-Participating	314767.17	324612.80	28	27	16
1783	Year-Round Residence	Non-Participating	317491.75	324283.34	28	27	14
651	Year-Round Residence	Non-Participating	326851.80	328497.00	28	27	15
1750	Year-Round Residence	Non-Participating	316038.02	324236.70	28	27	14
2156	Year-Round Residence	Non-Participating	319675.98	322626.26	28	27	11
1442	Year-Round Residence	Non-Participating	313191.15	327029.38	28	26	22
1443	Year-Round Residence	Non-Participating	313258.73	327007.33	28	26	22
1446	Year-Round Residence	Non-Participating	313174.86	327170.26	28	26	22
1447	Year-Round Residence	Non-Participating	313161.11	327222.95	28	26	22
1452	Year-Round Residence	Non-Participating	313120.41	327475.47	28	25	23

Table 7-8.1b: Cumulative Total Project Sound Level Modeling Results (Leq (8-Hour)) at Discrete Points - Sorted by Sound Level [Residential and Non-Participating Receptors]

Modeling Receptor ID	Receptor Type	Participation Status	Coordinates NAD83 2011 State Plane New York Central (FIPS 3102)		Cumulative Maximum 8-hr Leq [dBA]	Project Only Maximum 8-hr Leq [dBA]	Fenner Wind Maximum 8-hr Leq [dBA]
			X (m)	Y (m)			
1494	Year-Round Residence	Non-Participating	313721.93	328454.62	28	26	22
1496	Year-Round Residence	Non-Participating	313628.66	329025.75	28	26	22
1652	Year-Round Residence	Non-Participating	313731.52	326502.18	28	26	22
1751	Year-Round Residence	Non-Participating	316043.00	324292.09	28	27	14
1448	Year-Round Residence	Non-Participating	313125.99	327262.87	28	25	22
1449	Year-Round Residence	Non-Participating	313092.30	327319.27	28	25	22
1497	Year-Round Residence	Non-Participating	313697.09	329799.65	28	22	26
1802	Year-Round Residence	Non-Participating	318371.58	323909.72	27	26	14
346	Year-Round Residence	Non-Participating	327708.66	322385.94	27	27	5
639	Year-Round Residence	Non-Participating	325746.08	328063.11	27	27	11
1671	Year-Round Residence	Non-Participating	314799.68	324520.18	27	27	14
1803	Year-Round Residence	Non-Participating	318280.25	323845.92	27	27	13
1776	Year-Round Residence	Non-Participating	317161.34	323168.95	27	27	12
1466	Year-Round Residence	Non-Participating	313431.39	326286.56	27	26	21
1461	Year-Round Residence	Non-Participating	313400.40	326413.17	27	26	21
1462	Year-Round Residence	Non-Participating	313345.60	326366.75	27	26	21
1441	Year-Round Residence	Non-Participating	313111.01	326969.73	27	25	22
1450	Year-Round Residence	Non-Participating	313053.96	327352.15	27	25	22
1451	Year-Round Residence	Non-Participating	313034.29	327397.98	27	25	22
740	Seasonal Residence	Non-Participating	325629.78	328003.20	27	27	11
345	Year-Round Residence	Non-Participating	327671.56	322409.46	27	27	5
2197	Year-Round Residence	Non-Participating	322337.39	321291.48	27	27	8
137	Year-Round Residence	Non-Participating	328289.17	321931.08	27	27	9
2163	Year-Round Residence	Non-Participating	320072.06	322107.50	27	27	10
364	Year-Round Residence	Non-Participating	328604.56	322462.73	27	27	4
507	Year-Round Residence	Non-Participating	329261.79	324196.51	27	27	4
519	Year-Round Residence	Non-Participating	329151.41	324162.39	27	27	4
520	Year-Round Residence	Non-Participating	329226.49	324277.09	27	27	4
638	Year-Round Residence	Non-Participating	325672.34	328040.57	27	27	11
1406	Year-Round Residence	Non-Participating	319551.11	322646.06	27	27	11
738	Seasonal Residence	Non-Participating	325514.02	328002.52	27	26	11
469	Year-Round Residence	Non-Participating	330003.59	323684.98	27	27	3
470	Year-Round Residence	Non-Participating	330027.36	323878.58	27	27	3
477	Year-Round Residence	Non-Participating	330103.04	324933.39	27	27	4
1672	Year-Round Residence	Non-Participating	314748.49	324460.80	27	27	14

Table 7-8.1b: Cumulative Total Project Sound Level Modeling Results (Leq (8-Hour)) at Discrete Points - Sorted by Sound Level [Residential and Non-Participating Receptors]

Modeling Receptor ID	Receptor Type	Participation Status	Coordinates NAD83 2011 State Plane New York Central (FIPS 3102)		Cumulative Maximum 8-hr Leq [dBA]	Project Only Maximum 8-hr Leq [dBA]	Fenner Wind Maximum 8-hr Leq [dBA]
			X (m)	Y (m)			
1673	Year-Round Residence	Non-Participating	314691.46	324399.17	27	26	14
1779	Year-Round Residence	Non-Participating	317705.39	322930.77	27	26	12
2165	Year-Round Residence	Non-Participating	320198.12	321872.89	27	27	9
473	Year-Round Residence	Non-Participating	329949.10	324269.09	27	27	4
1148	Year-Round Residence	Non-Participating	329952.55	325105.23	27	27	4
482	Year-Round Residence	Non-Participating	330113.43	325099.39	27	27	4
406	Year-Round Residence	Non-Participating	324464.71	321669.41	27	27	7
478	Year-Round Residence	Non-Participating	330086.62	325001.42	27	27	4
505	Year-Round Residence	Non-Participating	329868.36	323565.09	27	27	3
649	Year-Round Residence	Non-Participating	326410.82	328582.70	27	27	15
476	Year-Round Residence	Non-Participating	330115.34	324892.78	27	27	4
485	Year-Round Residence	Non-Participating	330018.53	325123.85	27	27	4
584	Year-Round Residence	Non-Participating	328501.26	322867.24	27	27	4
486	Year-Round Residence	Non-Participating	330018.26	325137.96	27	27	4
583	Year-Round Residence	Non-Participating	328548.86	322814.99	27	26	4
729	Seasonal Residence	Non-Participating	325393.45	327973.71	27	26	12
479	Year-Round Residence	Non-Participating	330079.64	325047.71	27	27	4
1765	Year-Round Residence	Non-Participating	316796.47	324237.77	27	26	14
2051	Year-Round Residence	Non-Participating	324169.58	328941.98	27	26	18
143	Year-Round Residence	Non-Participating	327302.32	321753.34	27	27	4
2050	Year-Round Residence	Non-Participating	324042.19	328949.93	27	26	20
2167	Year-Round Residence	Non-Participating	320688.55	322405.73	27	27	10
2170	Year-Round Residence	Non-Participating	321008.19	322520.21	27	27	10
109	Year-Round Residence	Non-Participating	327107.05	321131.14	27	27	6
110	Year-Round Residence	Non-Participating	327100.78	321247.79	27	27	5
111	Year-Round Residence	Non-Participating	327260.08	321399.60	27	27	4
116	Year-Round Residence	Non-Participating	328217.19	321536.54	27	26	3
719	Seasonal Residence	Non-Participating	325377.89	327944.19	27	26	12
2157	Year-Round Residence	Non-Participating	319723.26	322575.18	27	27	11
2164	Year-Round Residence	Non-Participating	320128.77	321873.81	27	27	9
1183	Year-Round Residence	Non-Participating	328511.02	322768.13	27	26	4
2166	Year-Round Residence	Non-Participating	320646.36	322406.37	27	27	10
2204	Year-Round Residence	Non-Participating	323624.44	320853.85	27	27	6
2272	Year-Round Residence	Non-Participating	322393.92	321271.49	27	27	7
2278	Year-Round Residence	Non-Participating	322400.69	321167.43	27	26	7

Table 7-8.1b: Cumulative Total Project Sound Level Modeling Results (Leq (8-Hour)) at Discrete Points - Sorted by Sound Level [Residential and Non-Participating Receptors]

Modeling Receptor ID	Receptor Type	Participation Status	Coordinates NAD83 2011 State Plane New York Central (FIPS 3102)		Cumulative Maximum 8-hr Leq [dBA]	Project Only Maximum 8-hr Leq [dBA]	Fenner Wind Maximum 8-hr Leq [dBA]
			X (m)	Y (m)			
100	Year-Round Residence	Non-Participating	326356.15	321103.43	27	27	5
101	Year-Round Residence	Non-Participating	326204.28	321144.93	27	27	5
1440	Year-Round Residence	Non-Participating	313042.05	326949.42	27	25	22
1453	Year-Round Residence	Non-Participating	312972.61	327495.45	27	25	22
1439	Year-Round Residence	Non-Participating	312967.76	326979.39	27	25	22
483	Year-Round Residence	Non-Participating	330134.52	325086.91	27	26	4
1503	Year-Round Residence	Non-Participating	313999.76	330029.11	27	21	26
1505	Year-Round Residence	Non-Participating	314035.46	330085.76	27	21	26
1502	Year-Round Residence	Non-Participating	313964.92	330096.38	27	21	26
1501	Year-Round Residence	Non-Participating	313829.25	330028.78	27	21	26
645	Year-Round Residence	Non-Participating	326152.27	328506.18	27	26	11
736	Seasonal Residence	Non-Participating	325563.23	328024.46	27	26	11
1680	Year-Round Residence	Non-Participating	314633.61	324304.10	27	26	14
735	Seasonal Residence	Non-Participating	325547.38	328013.83	27	26	11
2038	Year-Round Residence	Non-Participating	323840.31	330051.41	27	26	16
1166	Year-Round Residence	Non-Participating	325724.92	327986.21	27	26	11
728	Seasonal Residence	Non-Participating	325413.45	328009.73	27	26	11
2006	Year-Round Residence	Non-Participating	323661.47	329732.64	27	26	16
737	Seasonal Residence	Non-Participating	325516.86	328018.94	27	26	11
2052	Year-Round Residence	Non-Participating	324146.40	328860.65	27	26	14
2168	Year-Round Residence	Non-Participating	320865.18	322476.96	27	26	10
2198	Year-Round Residence	Non-Participating	322350.12	321149.07	27	26	7
1419	Seasonal Residence	Non-Participating	313209.56	328767.83	27	25	20
1454	Year-Round Residence	Non-Participating	313196.59	326572.88	27	24	21
1456	Year-Round Residence	Non-Participating	313272.81	326547.92	27	24	21
1458	Year-Round Residence	Non-Participating	313346.76	326533.97	27	25	21
2310	Year-Round Residence	Non-Participating	313500.02	328731.95	27	25	21
1460	Year-Round Residence	Non-Participating	313406.02	326508.66	27	24	22
1463	Year-Round Residence	Non-Participating	313259.28	326356.70	27	25	21
1459	Year-Round Residence	Non-Participating	313329.10	326450.26	27	25	21
1653	Year-Round Residence	Non-Participating	313601.57	326286.56	27	25	21
1681	Year-Round Residence	Non-Participating	314602.82	324270.58	26	26	13
582	Year-Round Residence	Non-Participating	328464.84	322714.81	26	26	4
112	Year-Round Residence	Non-Participating	327356.80	320935.66	26	26	4
1457	Year-Round Residence	Non-Participating	313257.94	326470.93	26	24	21

Table 7-8.1b: Cumulative Total Project Sound Level Modeling Results (Leq (8-Hour)) at Discrete Points - Sorted by Sound Level [Residential and Non-Participating Receptors]

Modeling Receptor ID	Receptor Type	Participation Status	Coordinates NAD83 2011 State Plane New York Central (FIPS 3102)		Cumulative Maximum 8-hr Leq [dBA]	Project Only Maximum 8-hr Leq [dBA]	Fenner Wind Maximum 8-hr Leq [dBA]
			X (m)	Y (m)			
1683	Year-Round Residence	Non-Participating	314625.83	324187.68	26	26	13
1715	Year-Round Residence	Non-Participating	315542.78	323513.41	26	26	17
1716	Year-Round Residence	Non-Participating	315597.57	323431.12	26	26	17
1778	Year-Round Residence	Non-Participating	317085.10	322808.85	26	26	15
1682	Year-Round Residence	Non-Participating	314575.05	324230.68	26	26	13
1455	Year-Round Residence	Non-Participating	313179.66	326499.26	26	24	21
360	Year-Round Residence	Non-Participating	328167.59	322441.83	26	26	4
427	Year-Round Residence	Non-Participating	324705.38	321796.47	26	26	6
726	Seasonal Residence	Non-Participating	325409.08	327888.46	26	26	11
727	Seasonal Residence	Non-Participating	325419.54	327876.89	26	26	11
480	Year-Round Residence	Non-Participating	329997.46	325045.73	26	26	4
358	Year-Round Residence	Non-Participating	328115.21	322400.23	26	26	4
359	Year-Round Residence	Non-Participating	328080.29	322374.43	26	26	4
366	Year-Round Residence	Non-Participating	328591.63	322598.68	26	26	4
487	Year-Round Residence	Non-Participating	330059.68	325166.72	26	26	4
493	Year-Round Residence	Non-Participating	330099.09	325334.14	26	26	4
504	Year-Round Residence	Non-Participating	330005.17	323534.69	26	26	3
521	Year-Round Residence	Non-Participating	329479.82	324404.19	26	26	4
1684	Year-Round Residence	Non-Participating	314583.95	324119.20	26	26	13
1754	Year-Round Residence	Non-Participating	316187.32	324280.52	26	25	14
1152	Year-Round Residence	Non-Participating	328507.39	328156.85	26	26	7
472	Year-Round Residence	Non-Participating	330136.74	324043.02	26	26	3
725	Seasonal Residence	Non-Participating	325418.02	327904.20	26	26	11
461	Year-Round Residence	Non-Participating	329984.68	323336.66	26	26	3
464	Year-Round Residence	Non-Participating	330011.66	323421.52	26	26	3
468	Year-Round Residence	Non-Participating	330083.48	323608.56	26	26	3
471	Year-Round Residence	Non-Participating	330020.19	323990.33	26	26	3
608	Year-Round Residence	Non-Participating	328381.01	328457.39	26	25	13
724	Seasonal Residence	Non-Participating	325402.60	327910.25	26	26	11
1777	Year-Round Residence	Non-Participating	317050.07	322725.86	26	26	14
499	Year-Round Residence	Non-Participating	330209.52	325108.52	26	26	4
522	Year-Round Residence	Non-Participating	329505.25	324598.68	26	26	4
463	Year-Round Residence	Non-Participating	329945.77	323417.71	26	26	3
1685	Year-Round Residence	Non-Participating	314524.04	324029.46	26	25	13
723	Seasonal Residence	Non-Participating	325400.05	327932.38	26	25	11

Table 7-8.1b: Cumulative Total Project Sound Level Modeling Results (Leq (8-Hour)) at Discrete Points - Sorted by Sound Level [Residential and Non-Participating Receptors]

Modeling Receptor ID	Receptor Type	Participation Status	Coordinates NAD83 2011 State Plane New York Central (FIPS 3102)		Cumulative Maximum 8-hr Leq [dBA]	Project Only Maximum 8-hr Leq [dBA]	Fenner Wind Maximum 8-hr Leq [dBA]
			X (m)	Y (m)			
1674	Year-Round Residence	Non-Participating	314510.58	324333.51	26	26	13
742	Seasonal Residence	Non-Participating	325596.85	327929.07	26	25	11
1176	Year-Round Residence	Non-Participating	330335.09	324905.12	26	26	4
1759	Year-Round Residence	Non-Participating	316426.56	324236.13	26	26	14
361	Year-Round Residence	Non-Participating	328245.38	322456.12	26	26	4
363	Year-Round Residence	Non-Participating	328505.63	322591.87	26	26	4
414	Year-Round Residence	Non-Participating	324501.52	321125.51	26	25	6
497	Year-Round Residence	Non-Participating	330131.85	325852.80	26	26	4
720	Seasonal Residence	Non-Participating	325400.21	327958.17	26	25	11
362	Year-Round Residence	Non-Participating	328243.96	322366.18	26	26	4
490	Year-Round Residence	Non-Participating	330049.72	325214.38	26	26	4
494	Year-Round Residence	Non-Participating	330129.64	325363.92	26	26	4
495	Year-Round Residence	Non-Participating	330088.31	325520.28	26	26	4
745	Seasonal Residence	Non-Participating	325561.30	327937.44	26	25	11
351	Year-Round Residence	Non-Participating	327864.16	322252.21	26	26	4
587	Year-Round Residence	Non-Participating	329980.77	326335.86	26	25	5
598	Year-Round Residence	Non-Participating	329690.66	326380.12	26	26	5
601	Year-Round Residence	Non-Participating	328838.10	327314.44	26	26	6
604	Year-Round Residence	Non-Participating	328548.14	328125.00	26	26	7
741	Seasonal Residence	Non-Participating	325543.56	327921.70	26	25	11
1766	Year-Round Residence	Non-Participating	316802.81	324064.25	26	26	13
588	Year-Round Residence	Non-Participating	329865.75	326348.73	26	26	5
1752	Year-Round Residence	Non-Participating	316139.25	324272.01	26	25	14
113	Year-Round Residence	Non-Participating	327370.63	320842.44	26	26	5
114	Year-Round Residence	Non-Participating	327352.24	320589.74	26	26	3
2199	Year-Round Residence	Non-Participating	322375.72	320848.19	26	26	7
2201	Year-Round Residence	Non-Participating	322801.07	320586.67	26	26	6
2161	Year-Round Residence	Non-Participating	320108.93	322456.92	26	26	10
2202	Year-Round Residence	Non-Participating	323045.34	320704.79	26	26	6
2203	Year-Round Residence	Non-Participating	323233.08	320282.05	26	26	6
2210	Year-Round Residence	Non-Participating	322830.49	320670.86	26	26	7
2273	Seasonal Residence	Non-Participating	323228.81	320305.64	26	26	6
102	Year-Round Residence	Non-Participating	326675.85	320987.68	26	26	4
744	Seasonal Residence	Non-Participating	325602.10	327960.98	26	25	11
730	Seasonal Residence	Non-Participating	325454.06	328015.84	26	25	11

Table 7-8.1b: Cumulative Total Project Sound Level Modeling Results (Leq (8-Hour)) at Discrete Points - Sorted by Sound Level [Residential and Non-Participating Receptors]

Modeling Receptor ID	Receptor Type	Participation Status	Coordinates NAD83 2011 State Plane New York Central (FIPS 3102)		Cumulative Maximum 8-hr Leq [dBA]	Project Only Maximum 8-hr Leq [dBA]	Fenner Wind Maximum 8-hr Leq [dBA]
			X (m)	Y (m)			
731	Seasonal Residence	Non-Participating	325480.37	328044.51	26	25	11
732	Seasonal Residence	Non-Participating	325490.48	328033.29	26	25	11
733	Seasonal Residence	Non-Participating	325471.95	328003.69	26	25	11
734	Seasonal Residence	Non-Participating	325483.03	327995.61	26	25	11
739	Seasonal Residence	Non-Participating	325531.43	327979.98	26	25	11
1425	Seasonal Residence	Non-Participating	313664.39	325982.83	26	24	21
743	Seasonal Residence	Non-Participating	325583.77	327965.54	26	25	11
1167	Year-Round Residence	Non-Participating	326355.85	328616.48	26	25	10
1686	Year-Round Residence	Non-Participating	314481.50	323983.54	26	25	13
746	Seasonal Residence	Non-Participating	325446.29	328026.82	26	25	11
1753	Year-Round Residence	Non-Participating	316124.18	324229.69	26	25	14
2282	Year-Round Residence	Non-Participating	315427.17	323244.21	26	25	17
1177	Year-Round Residence	Non-Participating	330153.01	325466.87	25	25	4
365	Year-Round Residence	Non-Participating	328657.15	322615.95	25	25	4
1687	Year-Round Residence	Non-Participating	314450.66	323916.96	25	25	13
1409	Year-Round Residence	Non-Participating	323113.39	320090.60	25	25	6
523	Year-Round Residence	Non-Participating	329552.43	324699.69	25	25	4
132	Year-Round Residence	Non-Participating	328195.35	321178.43	25	25	8
526	Year-Round Residence	Non-Participating	328948.12	324656.34	25	25	5
603	Year-Round Residence	Non-Participating	328540.83	327937.99	25	25	7
144	Year-Round Residence	Non-Participating	327354.12	321805.50	25	25	4
145	Year-Round Residence	Non-Participating	327377.69	321739.49	25	25	4
410	Year-Round Residence	Non-Participating	324361.75	321305.73	25	25	6
115	Year-Round Residence	Non-Participating	327283.70	320473.78	25	25	3
1178	Year-Round Residence	Non-Participating	324583.88	320893.66	25	25	6
367	Year-Round Residence	Non-Participating	328730.35	322476.93	25	25	4
368	Year-Round Residence	Non-Participating	328765.82	322449.94	25	25	4
372	Year-Round Residence	Non-Participating	329262.00	322182.15	25	25	3
488	Year-Round Residence	Non-Participating	330013.69	325173.69	25	25	4
489	Year-Round Residence	Non-Participating	330008.05	325238.32	25	25	4
500	Year-Round Residence	Non-Participating	330550.59	325053.24	25	25	4
1688	Year-Round Residence	Non-Participating	314367.43	323817.94	25	25	12
465	Year-Round Residence	Non-Participating	330330.72	323227.03	25	25	3
606	Year-Round Residence	Non-Participating	328475.05	328349.28	25	25	7
1675	Year-Round Residence	Non-Participating	314269.84	324397.90	25	25	13

Table 7-8.1b: Cumulative Total Project Sound Level Modeling Results (Leq (8-Hour)) at Discrete Points - Sorted by Sound Level [Residential and Non-Participating Receptors]

Modeling Receptor ID	Receptor Type	Participation Status	Coordinates NAD83 2011 State Plane New York Central (FIPS 3102)		Cumulative Maximum 8-hr Leq [dBA]	Project Only Maximum 8-hr Leq [dBA]	Fenner Wind Maximum 8-hr Leq [dBA]
			X (m)	Y (m)			
1676	Year-Round Residence	Non-Participating	314240.27	324405.93	25	25	13
420	Year-Round Residence	Non-Participating	325140.17	321415.46	25	24	6
940	Year-Round Residence	Non-Participating	327613.59	320420.17	25	25	7
496	Year-Round Residence	Non-Participating	330133.94	325713.33	25	25	4
605	Year-Round Residence	Non-Participating	328511.74	328266.48	25	25	7
105	Year-Round Residence	Non-Participating	326747.88	320537.56	25	25	4
106	Year-Round Residence	Non-Participating	326769.58	320439.49	25	24	4
119	Year-Round Residence	Non-Participating	327443.98	320312.92	25	25	3
120	Year-Round Residence	Non-Participating	327877.12	320375.91	25	24	7
129	Year-Round Residence	Non-Participating	328152.43	320966.12	25	25	10
117	Year-Round Residence	Non-Participating	327395.38	320405.93	25	25	3
128	Year-Round Residence	Non-Participating	328148.73	320791.41	25	24	9
2200	Year-Round Residence	Non-Participating	322499.02	320616.23	25	25	7
590	Year-Round Residence	Non-Participating	329909.52	326586.66	25	24	5
1464	Year-Round Residence	Non-Participating	313197.06	326246.34	25	22	20
419	Year-Round Residence	Non-Participating	325245.51	321354.16	24	24	6
411	Year-Round Residence	Non-Participating	324279.94	321352.65	24	24	6
1718	Year-Round Residence	Non-Participating	315648.80	322945.60	24	23	17
103	Year-Round Residence	Non-Participating	326680.94	320911.11	24	24	4
369	Year-Round Residence	Non-Participating	328804.74	322411.32	24	24	4
524	Year-Round Residence	Non-Participating	329811.75	325017.99	24	24	4
1003	Year-Round Residence	Non-Participating	324046.35	321189.46	24	24	6
607	Year-Round Residence	Non-Participating	328476.55	328401.65	24	24	7
2153	Year-Round Residence	Non-Participating	319431.50	322697.62	24	23	11
503	Year-Round Residence	Non-Participating	331043.77	324903.13	24	24	3
1677	Year-Round Residence	Non-Participating	314056.62	324410.17	24	23	13
1679	Year-Round Residence	Non-Participating	314274.06	324516.39	24	23	14
502	Year-Round Residence	Non-Participating	331081.03	325125.58	24	24	7
501	Year-Round Residence	Non-Participating	331113.94	325036.38	24	24	7
108	Year-Round Residence	Non-Participating	326649.77	320166.94	24	24	4
2152	Year-Round Residence	Non-Participating	319131.72	322744.88	24	23	11
107	Year-Round Residence	Non-Participating	326757.47	320235.12	24	24	4
2154	Year-Round Residence	Non-Participating	319500.43	322629.84	24	23	11
1678	Year-Round Residence	Non-Participating	314222.26	324511.01	24	23	14
2155	Year-Round Residence	Non-Participating	319492.20	322508.22	24	23	11

Table 7-8.1b: Cumulative Total Project Sound Level Modeling Results (Leq (8-Hour)) at Discrete Points - Sorted by Sound Level [Residential and Non-Participating Receptors]

Modeling Receptor ID	Receptor Type	Participation Status	Coordinates NAD83 2011 State Plane New York Central (FIPS 3102)		Cumulative Maximum 8-hr Leq [dBA]	Project Only Maximum 8-hr Leq [dBA]	Fenner Wind Maximum 8-hr Leq [dBA]
			X (m)	Y (m)			
375	Year-Round Residence	Non-Participating	329546.99	322190.42	23	23	3
418	Year-Round Residence	Non-Participating	324945.95	321020.41	23	23	5
2151	Year-Round Residence	Non-Participating	319107.37	322596.03	23	23	11
492	Year-Round Residence	Non-Participating	330026.74	325413.79	23	23	4
370	Year-Round Residence	Non-Participating	329071.43	322221.22	23	23	3
475	Year-Round Residence	Non-Participating	330085.38	324828.88	23	23	4
415	Year-Round Residence	Non-Participating	324752.92	320946.95	23	23	6
599	Year-Round Residence	Non-Participating	329493.20	326408.86	23	23	5
131	Year-Round Residence	Non-Participating	328214.86	321037.02	23	23	3
2150	Year-Round Residence	Non-Participating	318961.48	322595.58	23	23	11
371	Year-Round Residence	Non-Participating	329113.31	322215.70	23	23	3
374	Year-Round Residence	Non-Participating	329242.99	322252.10	23	23	3
376	Year-Round Residence	Non-Participating	329633.74	322049.85	23	23	3
377	Year-Round Residence	Non-Participating	329680.48	322018.00	23	23	3
498	Year-Round Residence	Non-Participating	330634.49	326436.65	23	23	4
1717	Year-Round Residence	Non-Participating	315670.27	323093.86	23	22	15
595	Year-Round Residence	Non-Participating	329659.26	327523.82	23	23	5
467	Year-Round Residence	Non-Participating	330441.67	322861.44	23	23	2
474	Year-Round Residence	Non-Participating	330124.85	324574.71	23	23	4
373	Year-Round Residence	Non-Participating	329215.75	322259.64	23	23	3
594	Year-Round Residence	Non-Participating	329786.61	327570.30	23	23	5
130	Year-Round Residence	Non-Participating	328226.95	320966.84	23	23	3
416	Year-Round Residence	Non-Participating	324684.12	320689.00	22	22	5
417	Year-Round Residence	Non-Participating	324760.65	320664.49	22	22	5
121	Year-Round Residence	Non-Participating	328174.72	320513.45	22	22	6
133	Year-Round Residence	Non-Participating	328248.10	321412.38	22	22	3
1465	Year-Round Residence	Non-Participating	313237.91	326133.43	22	21	15
1025	Year-Round Residence	Non-Participating	330339.16	322901.61	22	22	3
460	Year-Round Residence	Non-Participating	329857.45	322954.04	22	22	3
123	Year-Round Residence	Non-Participating	328180.55	320592.48	22	22	3
586	Year-Round Residence	Non-Participating	330070.41	326271.36	22	22	5
597	Year-Round Residence	Non-Participating	329876.60	327713.09	22	22	5
466	Year-Round Residence	Non-Participating	330332.33	322871.69	22	22	3
1147	Year-Round Residence	Non-Participating	329880.15	322685.06	22	22	3
459	Year-Round Residence	Non-Participating	329939.53	322642.37	22	21	3

Table 7-8.1b: Cumulative Total Project Sound Level Modeling Results (Leq (8-Hour)) at Discrete Points - Sorted by Sound Level [Residential and Non-Participating Receptors]

Modeling Receptor ID	Receptor Type	Participation Status	Coordinates NAD83 2011 State Plane New York Central (FIPS 3102)		Cumulative Maximum 8-hr Leq [dBA]	Project Only Maximum 8-hr Leq [dBA]	Fenner Wind Maximum 8-hr Leq [dBA]
			X (m)	Y (m)			
591	Year-Round Residence	Non-Participating	329674.57	326862.50	22	22	5
124	Year-Round Residence	Non-Participating	328172.35	320650.31	22	22	3
592	Year-Round Residence	Non-Participating	329741.46	327247.66	21	21	5
458	Year-Round Residence	Non-Participating	329905.24	322409.79	21	21	3
122	Year-Round Residence	Non-Participating	328253.83	320518.27	21	21	3
593	Year-Round Residence	Non-Participating	329667.33	327452.83	21	21	5
125	Year-Round Residence	Non-Participating	328299.81	320709.53	20	20	3
378	Year-Round Residence	Non-Participating	329887.83	321957.02	20	20	2
383	Year-Round Residence	Non-Participating	328668.88	320701.85	20	20	3
596	Year-Round Residence	Non-Participating	329665.46	327778.01	20	20	6
457	Year-Round Residence	Non-Participating	329948.82	321900.18	20	20	2
456	Year-Round Residence	Non-Participating	329977.58	321900.83	20	20	2
126	Year-Round Residence	Non-Participating	328419.92	320612.14	20	20	3
127	Year-Round Residence	Non-Participating	328508.22	320631.35	20	20	3
379	Year-Round Residence	Non-Participating	329943.11	321669.34	20	19	2
380	Year-Round Residence	Non-Participating	329902.24	321543.82	20	19	2
382	Year-Round Residence	Non-Participating	330037.86	321542.29	19	19	2
381	Year-Round Residence	Non-Participating	329960.18	321479.68	19	19	2
Summary of Maximum and Minimum Sound Levels for Non-Participating Residential Receptors							
1584	Year-Round Residence	Non-Participating	316831.43	331217.22	50	29	50
382	Year-Round Residence	Non-Participating	330037.86	321542.29	19	19	2

Table 7-8.1c: Cumulative Total Project Sound Level Modeling Results (Leq (8-Hour)) at Discrete Points - Sorted by Receptor ID [Residential and Participating Receptors]

Modeling Receptor ID	Receptor Type	Participation Status	Coordinates NAD83 2011 State Plane New York Central (FIPS 3102)		Cumulative Maximum 8-hr Leq [dBA]	Project Only Maximum 8-hr Leq [dBA]	Fenner Wind Maximum 8-hr Leq [dBA]
			X (m)	Y (m)			
451	Year-Round Residence	Participating	323137.13	323442.79	46	46	10
544	Year-Round Residence	Participating	326831.48	323868.41	44	44	6
545	Year-Round Residence	Participating	326855.50	324263.28	45	45	7
546	Year-Round Residence	Participating	326883.46	324102.57	45	45	7
547	Year-Round Residence	Participating	326777.70	324555.79	45	45	7
548	Year-Round Residence	Participating	326766.01	324749.37	45	45	7
549	Year-Round Residence	Participating	326755.83	324735.43	45	45	7
550	Year-Round Residence	Participating	326770.44	324724.02	45	45	7
551	Year-Round Residence	Participating	326697.33	324900.86	44	44	7
702	Year-Round Residence	Participating	325039.86	323785.82	38	38	8
712	Year-Round Residence	Participating	323101.19	324947.77	40	39	12
1017	Year-Round Residence	Participating	323254.19	323300.38	43	43	9
1157	Year-Round Residence	Participating	323592.20	324735.64	45	43	11
1823	Year-Round Residence	Participating	317745.17	327442.97	42	41	23
1824	Year-Round Residence	Participating	317623.65	327332.85	41	41	24
1839	Year-Round Residence	Participating	316654.10	326940.66	45	45	21
1869	Year-Round Residence	Participating	317522.17	329442.03	42	40	37
1873	Year-Round Residence	Participating	317744.53	327659.68	42	42	24
1875	Year-Round Residence	Participating	317752.43	327876.06	42	42	24
1900	Year-Round Residence	Participating	319959.47	327708.91	42	41	21
2083	Year-Round Residence	Participating	322586.51	326741.39	43	43	15
2102	Year-Round Residence	Participating	322634.87	326596.24	44	43	15
2104	Year-Round Residence	Participating	321032.42	326750.48	41	40	17
2107	Year-Round Residence	Participating	321471.59	326262.36	43	43	18
2189	Year-Round Residence	Participating	322154.36	324200.45	44	44	15
Summary of Maximum and Minimum Sound Levels for Participating Residential Receptors							
451	Year-Round Residence	Participating	323137.13	323442.79	46	46	10
702	Year-Round Residence	Participating	325039.86	323785.82	38	38	8

Table 7-8.1d: Cumulative Total Project Sound Level Modeling Results (Leq (8-Hour)) at Discrete Points - Sorted by Sound Level [Residential and Participating Receptors]

Modeling Receptor ID	Receptor Type	Participation Status	Coordinates NAD83 2011 State Plane New York Central (FIPS 3102)		Cumulative Maximum 8-hr Leq [dBA]	Project Only Maximum 8-hr Leq [dBA]	Fenner Wind Maximum 8-hr Leq [dBA]
			X (m)	Y (m)			
451	Year-Round Residence	Participating	323137.13	323442.79	46	46	10
1839	Year-Round Residence	Participating	316654.10	326940.66	45	45	21
545	Year-Round Residence	Participating	326855.50	324263.28	45	45	7
546	Year-Round Residence	Participating	326883.46	324102.57	45	45	7
547	Year-Round Residence	Participating	326777.70	324555.79	45	45	7
549	Year-Round Residence	Participating	326755.83	324735.43	45	45	7
550	Year-Round Residence	Participating	326770.44	324724.02	45	45	7
548	Year-Round Residence	Participating	326766.01	324749.37	45	45	7
1157	Year-Round Residence	Participating	323592.20	324735.64	45	43	11
2189	Year-Round Residence	Participating	322154.36	324200.45	44	44	15
551	Year-Round Residence	Participating	326697.33	324900.86	44	44	7
544	Year-Round Residence	Participating	326831.48	323868.41	44	44	6
2102	Year-Round Residence	Participating	322634.87	326596.24	44	43	15
1017	Year-Round Residence	Participating	323254.19	323300.38	43	43	9
2083	Year-Round Residence	Participating	322586.51	326741.39	43	43	15
2107	Year-Round Residence	Participating	321471.59	326262.36	43	43	18
1873	Year-Round Residence	Participating	317744.53	327659.68	42	42	24
1869	Year-Round Residence	Participating	317522.17	329442.03	42	40	37
1875	Year-Round Residence	Participating	317752.43	327876.06	42	42	24
1823	Year-Round Residence	Participating	317745.17	327442.97	42	41	23
1900	Year-Round Residence	Participating	319959.47	327708.91	42	41	21
1824	Year-Round Residence	Participating	317623.65	327332.85	41	41	24
2104	Year-Round Residence	Participating	321032.42	326750.48	41	40	17
712	Year-Round Residence	Participating	323101.19	324947.77	40	39	12
702	Year-Round Residence	Participating	325039.86	323785.82	38	38	8
Summary of Maximum and Minimum Sound Levels for Participating Residential Receptors							
451	Year-Round Residence	Participating	323137.13	323442.79	46	46	10
702	Year-Round Residence	Participating	325039.86	323785.82	38	38	8

Table 7-8.1e: Cumulative Total Project Sound Level Modeling Results (Leq (8-Hour)) at Discrete Points - Sorted by Receptor ID [Unknown and Non-Participating Receptors]

Modeling Receptor ID	Receptor Type	Participation Status	Coordinates NAD83 2011 State Plane New York Central (FIPS 3102)		Cumulative Maximum 8-hr Leq [dBA]	Project Only Maximum 8-hr Leq [dBA]	Fenner Wind Maximum 8-hr Leq [dBA]
			X (m)	Y (m)			
525	Unknown Structure	Non-Participating	329848.51	324884.15	27	27	4
898	Unknown Structure	Non-Participating	326322.80	321709.65	29	29	5
1083	Unknown Structure	Non-Participating	328546.33	327053.66	29	29	7
1146	Unknown Structure	Non-Participating	329683.95	322204.83	23	23	3
1153	Unknown Structure	Non-Participating	326407.73	326754.43	33	33	13
Summary of Maximum and Minimum Sound Levels for Non-Participating Unknown Receptors							
1153	Unknown Structure	Non-Participating	326407.73	326754.43	33	33	13
1146	Unknown Structure	Non-Participating	329683.95	322204.83	23	23	3

Table 7-8.1f: Cumulative Total Project Sound Level Modeling Results (Leq (8-Hour)) at Discrete Points - Sorted by Sound Level [Unknown and Non-Participating Receptors]

Modeling Receptor ID	Receptor Type	Participation Status	Coordinates NAD83 2011 State Plane New York Central (FIPS 3102)		Cumulative Maximum 8-hr Leq [dBA]	Project Only Maximum 8-hr Leq [dBA]	Fenner Wind Maximum 8-hr Leq [dBA]
			X (m)	Y (m)			
1153	Unknown Structure	Non-Participating	326407.73	326754.43	33	33	13
1083	Unknown Structure	Non-Participating	328546.33	327053.66	29	29	7
898	Unknown Structure	Non-Participating	326322.80	321709.65	29	29	5
525	Unknown Structure	Non-Participating	329848.51	324884.15	27	27	4
1146	Unknown Structure	Non-Participating	329683.95	322204.83	23	23	3
Summary of Maximum and Minimum Sound Levels for Non-Participating Unknown Receptors							
1153	Unknown Structure	Non-Participating	326407.73	326754.43	33	33	13
1146	Unknown Structure	Non-Participating	329683.95	322204.83	23	23	3

Table 7-8.1g: Cumulative Total Project Sound Level Modeling Results (Leq (8-Hour)) at Discrete Points - Sorted by Receptor ID [Public and Non-Participating Receptors]

Modeling Receptor ID	Receptor Type	Participation Status	Coordinates NAD83 2011 State Plane New York Central (FIPS 3102)		Cumulative Maximum 8-hr Leq [dBA]	Project Only Maximum 8-hr Leq [dBA]	Fenner Wind Maximum 8-hr Leq [dBA]
			X (m)	Y (m)			
751	Institutional Structure	Non-Participating	326590.96	321947.96	31	31	5
752	Institutional Structure	Non-Participating	326598.11	321723.67	30	30	5
753	Institutional Structure	Non-Participating	326613.84	321752.77	30	30	5
754	Institutional Structure	Non-Participating	326618.79	321616.43	30	29	6
755	Institutional Structure	Non-Participating	326589.98	321656.57	30	29	5
756	Institutional Structure	Non-Participating	326564.38	321654.53	29	29	5
757	Institutional Structure	Non-Participating	326596.02	321586.60	29	29	5
758	Institutional Structure	Non-Participating	326623.24	321565.50	29	29	5
759	Institutional Structure	Non-Participating	326798.25	321543.40	29	29	5
760	Institutional Structure	Non-Participating	326760.18	321454.92	29	29	5
761	Institutional Structure	Non-Participating	326701.75	321565.69	29	29	6
762	Institutional Structure	Non-Participating	326673.45	321531.69	29	29	6
763	Institutional Structure	Non-Participating	326901.13	321538.15	29	29	6
764	Institutional Structure	Non-Participating	326834.36	321398.28	29	28	4
765	Institutional Structure	Non-Participating	327100.23	321344.02	28	28	4
766	Institutional Structure	Non-Participating	327087.21	321511.41	29	29	8
767	Institutional Structure	Non-Participating	327051.80	321624.76	29	29	6
768	Institutional Structure	Non-Participating	327029.55	321706.30	30	30	6
769	Institutional Structure	Non-Participating	327286.72	321632.83	27	27	4
770	Institutional Structure	Non-Participating	326692.24	321996.52	31	31	5
771	Institutional Structure	Non-Participating	327003.37	321818.98	30	30	6
772	Institutional Structure	Non-Participating	327063.02	321775.07	30	30	6
773	Institutional Structure	Non-Participating	327084.35	321815.47	30	30	8
774	Institutional Structure	Non-Participating	326974.23	321894.22	31	30	6
775	Institutional Structure	Non-Participating	326976.43	321971.91	31	31	8
776	Institutional Structure	Non-Participating	326927.65	322036.24	31	31	7
777	Institutional Structure	Non-Participating	327032.06	322056.30	31	31	7
778	Institutional Structure	Non-Participating	327031.01	322122.27	31	31	5
779	Institutional Structure	Non-Participating	326887.89	322211.67	32	32	5
780	Institutional Structure	Non-Participating	326992.09	322280.69	32	32	5
781	Institutional Structure	Non-Participating	326928.32	322296.76	32	32	5
782	Institutional Structure	Non-Participating	326903.79	322305.84	32	32	5
783	Institutional Structure	Non-Participating	326925.87	322121.48	32	31	8
784	Institutional Structure	Non-Participating	326766.88	322318.91	32	32	5
785	Institutional Structure	Non-Participating	326528.49	322292.14	32	32	5

Table 7-8.1g: Cumulative Total Project Sound Level Modeling Results (Leq (8-Hour)) at Discrete Points - Sorted by Receptor ID [Public and Non-Participating Receptors]

Modeling Receptor ID	Receptor Type	Participation Status	Coordinates NAD83 2011 State Plane New York Central (FIPS 3102)		Cumulative Maximum 8-hr Leq [dBA]	Project Only Maximum 8-hr Leq [dBA]	Fenner Wind Maximum 8-hr Leq [dBA]
			X (m)	Y (m)			
787	Institutional Structure	Non-Participating	326364.70	322416.29	33	33	6
788	Institutional Structure	Non-Participating	326540.00	322397.40	32	32	6
789	Institutional Structure	Non-Participating	326397.84	322532.17	33	33	6
790	Institutional Structure	Non-Participating	326367.57	322592.43	34	34	6
791	Institutional Structure	Non-Participating	326316.09	322606.67	34	34	6
792	Institutional Structure	Non-Participating	326088.51	322986.36	37	37	6
793	Institutional Structure	Non-Participating	325982.02	322971.49	37	37	7
794	Institutional Structure	Non-Participating	325926.09	322989.02	37	37	7
795	Institutional Structure	Non-Participating	326953.44	322387.37	33	33	5
796	Institutional Structure	Non-Participating	327251.12	322318.82	32	31	5
797	Institutional Structure	Non-Participating	325662.43	327220.47	32	31	12
798	Institutional Structure	Non-Participating	325390.01	327360.59	32	31	11
799	Institutional Structure	Non-Participating	326904.24	321787.37	30	30	5
800	Institutional Structure	Non-Participating	325623.37	327287.76	32	31	12
897	Public Structure	Non-Participating	326518.73	322018.50	31	31	5
899	Public Structure	Non-Participating	327353.35	321189.97	26	26	4
900	Public Structure	Non-Participating	327307.02	321232.57	26	26	4
901	Public Structure	Non-Participating	327420.46	320737.79	26	26	6
902	Public Structure	Non-Participating	326003.51	322594.76	34	34	6
903	Public Structure	Non-Participating	326212.43	322681.19	35	35	6
904	Public Structure	Non-Participating	326002.69	323272.01	39	39	7
905	Public Structure	Non-Participating	326820.18	322383.87	31	31	5
906	Public Structure	Non-Participating	326872.15	322362.33	32	32	5
907	Public Structure	Non-Participating	330033.99	325044.25	26	26	4
910	Public Structure	Non-Participating	325503.34	327956.06	26	25	11
969	Institutional Structure	Non-Participating	326116.55	322942.50	36	36	6
1165	Public Structure	Non-Participating	325651.25	327979.21	27	26	11
1175	Public Structure	Non-Participating	328798.91	325209.24	34	34	5
1289	Institutional Structure	Non-Participating	315012.62	330104.68	34	28	33
1290	Institutional Structure	Non-Participating	315047.62	330114.33	34	28	33
1291	Institutional Structure	Non-Participating	315755.50	324703.34	30	30	17
1292	Institutional Structure	Non-Participating	323037.97	329735.76	29	28	22
1293	Institutional Structure	Non-Participating	323481.48	329915.56	29	27	22
1294	Institutional Structure	Non-Participating	323452.15	329906.01	29	27	22
1295	Institutional Structure	Non-Participating	323233.49	329944.11	29	28	22

Table 7-8.1g: Cumulative Total Project Sound Level Modeling Results (Leq (8-Hour)) at Discrete Points - Sorted by Receptor ID [Public and Non-Participating Receptors]

Modeling Receptor ID	Receptor Type	Participation Status	Coordinates NAD83 2011 State Plane New York Central (FIPS 3102)		Cumulative Maximum 8-hr Leq [dBA]	Project Only Maximum 8-hr Leq [dBA]	Fenner Wind Maximum 8-hr Leq [dBA]
			X (m)	Y (m)			
1296	Institutional Structure	Non-Participating	323343.80	329957.91	29	28	22
1297	Institutional Structure	Non-Participating	323305.69	330058.02	29	27	22
1298	Institutional Structure	Non-Participating	323345.87	330059.13	29	27	22
1299	Institutional Structure	Non-Participating	322059.40	323672.65	39	38	14
1300	Institutional Structure	Non-Participating	322008.16	323597.31	38	38	11
1301	Institutional Structure	Non-Participating	322088.91	323628.57	38	38	11
1410	Public Structure	Non-Participating	314166.02	327544.44	31	29	23
1411	Public Structure	Non-Participating	319293.81	333340.96	32	24	32
1412	Public Structure	Non-Participating	316009.20	324300.01	27	27	14
1413	Public Structure	Non-Participating	316259.98	326540.25	40	40	20
1414	Public Structure	Non-Participating	322869.47	330265.73	29	27	23
1415	Public Structure	Non-Participating	323115.11	329964.65	29	27	22
1416	Public Structure	Non-Participating	323102.00	329679.12	29	28	22
1417	Public Structure	Non-Participating	321254.77	324520.60	40	40	13
1418	Public Structure	Non-Participating	322411.64	320448.65	26	25	6
1510	Public Structure	Non-Participating	314892.40	330042.63	34	28	32
2334	Public Structure	Non-Participating	327629.95	322569.54	33	33	10
Summary of Maximum and Minimum Sound Levels for Non-Participating Public Receptors							
1413	Public Structure	Non-Participating	316259.98	326540.25	40	40	20
1418	Public Structure	Non-Participating	322411.64	320448.65	26	25	6

Table 7-8.1h: Cumulative Total Project Sound Level Modeling Results (Leq (8-Hour)) at Discrete Points - Sorted by Sound Level [Public and Non-Participating Receptors]

Modeling Receptor ID	Receptor Type	Participation Status	Coordinates NAD83 2011 State Plane New York Central (FIPS 3102)		Cumulative Maximum 8-hr Leq [dBA]	Project Only Maximum 8-hr Leq [dBA]	Fenner Wind Maximum 8-hr Leq [dBA]
			X (m)	Y (m)			
1413	Public Structure	Non-Participating	316259.98	326540.25	40	40	20
1417	Public Structure	Non-Participating	321254.77	324520.60	40	40	13
1299	Institutional Structure	Non-Participating	322059.40	323672.65	39	38	14
904	Public Structure	Non-Participating	326002.69	323272.01	39	39	7
1300	Institutional Structure	Non-Participating	322008.16	323597.31	38	38	11
1301	Institutional Structure	Non-Participating	322088.91	323628.57	38	38	11
793	Institutional Structure	Non-Participating	325982.02	322971.49	37	37	7
794	Institutional Structure	Non-Participating	325926.09	322989.02	37	37	7
792	Institutional Structure	Non-Participating	326088.51	322986.36	37	37	6
969	Institutional Structure	Non-Participating	326116.55	322942.50	36	36	6
903	Public Structure	Non-Participating	326212.43	322681.19	35	35	6
791	Institutional Structure	Non-Participating	326316.09	322606.67	34	34	6
902	Public Structure	Non-Participating	326003.51	322594.76	34	34	6
790	Institutional Structure	Non-Participating	326367.57	322592.43	34	34	6
1175	Public Structure	Non-Participating	328798.91	325209.24	34	34	5
1510	Public Structure	Non-Participating	314892.40	330042.63	34	28	32
1289	Institutional Structure	Non-Participating	315012.62	330104.68	34	28	33
1290	Institutional Structure	Non-Participating	315047.62	330114.33	34	28	33
789	Institutional Structure	Non-Participating	326397.84	322532.17	33	33	6
795	Institutional Structure	Non-Participating	326953.44	322387.37	33	33	5
787	Institutional Structure	Non-Participating	326364.70	322416.29	33	33	6
2334	Public Structure	Non-Participating	327629.95	322569.54	33	33	10
798	Institutional Structure	Non-Participating	325390.01	327360.59	32	31	11
779	Institutional Structure	Non-Participating	326887.89	322211.67	32	32	5
780	Institutional Structure	Non-Participating	326992.09	322280.69	32	32	5
781	Institutional Structure	Non-Participating	326928.32	322296.76	32	32	5
906	Public Structure	Non-Participating	326872.15	322362.33	32	32	5
782	Institutional Structure	Non-Participating	326903.79	322305.84	32	32	5
796	Institutional Structure	Non-Participating	327251.12	322318.82	32	31	5
788	Institutional Structure	Non-Participating	326540.00	322397.40	32	32	6
785	Institutional Structure	Non-Participating	326528.49	322292.14	32	32	5
783	Institutional Structure	Non-Participating	326925.87	322121.48	32	31	8
784	Institutional Structure	Non-Participating	326766.88	322318.91	32	32	5
1411	Public Structure	Non-Participating	319293.81	333340.96	32	24	32
797	Institutional Structure	Non-Participating	325662.43	327220.47	32	31	12

Table 7-8.1h: Cumulative Total Project Sound Level Modeling Results (Leq (8-Hour)) at Discrete Points - Sorted by Sound Level [Public and Non-Participating Receptors]

Modeling Receptor ID	Receptor Type	Participation Status	Coordinates NAD83 2011 State Plane New York Central (FIPS 3102)		Cumulative Maximum 8-hr Leq [dBA]	Project Only Maximum 8-hr Leq [dBA]	Fenner Wind Maximum 8-hr Leq [dBA]
			X (m)	Y (m)			
800	Institutional Structure	Non-Participating	325623.37	327287.76	32	31	12
778	Institutional Structure	Non-Participating	327031.01	322122.27	31	31	5
770	Institutional Structure	Non-Participating	326692.24	321996.52	31	31	5
897	Public Structure	Non-Participating	326518.73	322018.50	31	31	5
776	Institutional Structure	Non-Participating	326927.65	322036.24	31	31	7
777	Institutional Structure	Non-Participating	327032.06	322056.30	31	31	7
751	Institutional Structure	Non-Participating	326590.96	321947.96	31	31	5
775	Institutional Structure	Non-Participating	326976.43	321971.91	31	31	8
905	Public Structure	Non-Participating	326820.18	322383.87	31	31	5
774	Institutional Structure	Non-Participating	326974.23	321894.22	31	30	6
1410	Public Structure	Non-Participating	314166.02	327544.44	31	29	23
1291	Institutional Structure	Non-Participating	315755.50	324703.34	30	30	17
772	Institutional Structure	Non-Participating	327063.02	321775.07	30	30	6
773	Institutional Structure	Non-Participating	327084.35	321815.47	30	30	8
771	Institutional Structure	Non-Participating	327003.37	321818.98	30	30	6
768	Institutional Structure	Non-Participating	327029.55	321706.30	30	30	6
752	Institutional Structure	Non-Participating	326598.11	321723.67	30	30	5
753	Institutional Structure	Non-Participating	326613.84	321752.77	30	30	5
755	Institutional Structure	Non-Participating	326589.98	321656.57	30	29	5
799	Institutional Structure	Non-Participating	326904.24	321787.37	30	30	5
754	Institutional Structure	Non-Participating	326618.79	321616.43	30	29	6
756	Institutional Structure	Non-Participating	326564.38	321654.53	29	29	5
766	Institutional Structure	Non-Participating	327087.21	321511.41	29	29	8
767	Institutional Structure	Non-Participating	327051.80	321624.76	29	29	6
764	Institutional Structure	Non-Participating	326834.36	321398.28	29	28	4
759	Institutional Structure	Non-Participating	326798.25	321543.40	29	29	5
757	Institutional Structure	Non-Participating	326596.02	321586.60	29	29	5
758	Institutional Structure	Non-Participating	326623.24	321565.50	29	29	5
760	Institutional Structure	Non-Participating	326760.18	321454.92	29	29	5
761	Institutional Structure	Non-Participating	326701.75	321565.69	29	29	6
762	Institutional Structure	Non-Participating	326673.45	321531.69	29	29	6
763	Institutional Structure	Non-Participating	326901.13	321538.15	29	29	6
1414	Public Structure	Non-Participating	322869.47	330265.73	29	27	23
1416	Public Structure	Non-Participating	323102.00	329679.12	29	28	22
1296	Institutional Structure	Non-Participating	323343.80	329957.91	29	28	22

Table 7-8.1h: Cumulative Total Project Sound Level Modeling Results (Leq (8-Hour)) at Discrete Points - Sorted by Sound Level [Public and Non-Participating Receptors]

Modeling Receptor ID	Receptor Type	Participation Status	Coordinates NAD83 2011 State Plane New York Central (FIPS 3102)		Cumulative Maximum 8-hr Leq [dBA]	Project Only Maximum 8-hr Leq [dBA]	Fenner Wind Maximum 8-hr Leq [dBA]
			X (m)	Y (m)			
1298	Institutional Structure	Non-Participating	323345.87	330059.13	29	27	22
1292	Institutional Structure	Non-Participating	323037.97	329735.76	29	28	22
1295	Institutional Structure	Non-Participating	323233.49	329944.11	29	28	22
1415	Public Structure	Non-Participating	323115.11	329964.65	29	27	22
1297	Institutional Structure	Non-Participating	323305.69	330058.02	29	27	22
1294	Institutional Structure	Non-Participating	323452.15	329906.01	29	27	22
1293	Institutional Structure	Non-Participating	323481.48	329915.56	29	27	22
765	Institutional Structure	Non-Participating	327100.23	321344.02	28	28	4
1412	Public Structure	Non-Participating	316009.20	324300.01	27	27	14
769	Institutional Structure	Non-Participating	327286.72	321632.83	27	27	4
1165	Public Structure	Non-Participating	325651.25	327979.21	27	26	11
899	Public Structure	Non-Participating	327353.35	321189.97	26	26	4
900	Public Structure	Non-Participating	327307.02	321232.57	26	26	4
907	Public Structure	Non-Participating	330033.99	325044.25	26	26	4
910	Public Structure	Non-Participating	325503.34	327956.06	26	25	11
901	Public Structure	Non-Participating	327420.46	320737.79	26	26	6
1418	Public Structure	Non-Participating	322411.64	320448.65	26	25	6
Summary of Maximum and Minimum Sound Levels for Non-Participating Public Receptors							
1413	Public Structure	Non-Participating	316259.98	326540.25	40	40	20
1418	Public Structure	Non-Participating	322411.64	320448.65	26	25	6

Table 7-8.1i: Cumulative Total Project Sound Level Modeling Results (Leq (8-Hour)) at Discrete Points - Sorted by Receptor ID [Commercial and Non-Participating Receptors]

Modeling Receptor ID	Receptor Type	Participation Status	Coordinates NAD83 2011 State Plane New York Central (FIPS 3102)		Cumulative Maximum 8-hr Leq [dBA]	Project Only Maximum 8-hr Leq [dBA]	Fenner Wind Maximum 8-hr Leq [dBA]
			X (m)	Y (m)			
786	Commercial Structure	Non-Participating	326264.66	322442.15	33	33	6
801	Commercial Structure	Non-Participating	326373.45	322347.58	32	32	6
802	Commercial Structure	Non-Participating	326414.50	322338.51	32	32	6
803	Commercial Structure	Non-Participating	326429.99	322351.13	32	32	6
804	Commercial Structure	Non-Participating	326404.21	322310.72	32	32	6
805	Commercial Structure	Non-Participating	326421.77	322309.42	32	32	6
806	Commercial Structure	Non-Participating	326603.40	321871.81	31	30	5
807	Commercial Structure	Non-Participating	326726.92	321087.38	27	27	4
808	Commercial Structure	Non-Participating	326549.53	321849.80	30	30	5
809	Commercial Structure	Non-Participating	326539.86	321806.30	30	30	5
810	Commercial Structure	Non-Participating	326557.31	321777.19	30	30	5
811	Commercial Structure	Non-Participating	326336.49	320585.70	26	25	4
812	Commercial Structure	Non-Participating	326399.55	320562.53	25	25	4
813	Commercial Structure	Non-Participating	326346.09	320492.51	24	24	4
814	Commercial Structure	Non-Participating	326327.27	320465.91	24	24	4
815	Commercial Structure	Non-Participating	326792.14	320579.84	25	25	4
816	Commercial Structure	Non-Participating	326754.32	320884.85	26	26	4
817	Commercial Structure	Non-Participating	326737.57	321059.58	27	27	4
818	Commercial Structure	Non-Participating	326798.96	321341.16	28	28	4
819	Commercial Structure	Non-Participating	326807.07	321302.28	27	27	4
820	Commercial Structure	Non-Participating	326702.66	321341.20	27	27	5
821	Commercial Structure	Non-Participating	326872.23	322301.65	32	32	5
822	Commercial Structure	Non-Participating	326744.62	322324.43	32	32	5
823	Commercial Structure	Non-Participating	326470.04	322337.65	32	32	6
824	Commercial Structure	Non-Participating	326613.12	322339.93	31	31	5
825	Commercial Structure	Non-Participating	326622.31	322339.94	31	31	5
826	Commercial Structure	Non-Participating	326524.80	322329.06	32	32	5
827	Commercial Structure	Non-Participating	326526.56	322316.82	32	32	5
828	Commercial Structure	Non-Participating	326507.70	322340.68	32	32	6
829	Commercial Structure	Non-Participating	326623.22	322406.58	32	32	5
830	Commercial Structure	Non-Participating	326662.83	322393.05	32	31	5
831	Commercial Structure	Non-Participating	326698.57	322407.78	29	29	5
832	Commercial Structure	Non-Participating	326705.84	322380.11	29	29	5
833	Commercial Structure	Non-Participating	326642.84	322336.01	31	31	5
834	Commercial Structure	Non-Participating	326653.78	322333.81	31	31	5

Table 7-8.1i: Cumulative Total Project Sound Level Modeling Results (Leq (8-Hour)) at Discrete Points - Sorted by Receptor ID [Commercial and Non-Participating Receptors]

Modeling Receptor ID	Receptor Type	Participation Status	Coordinates NAD83 2011 State Plane New York Central (FIPS 3102)		Cumulative Maximum 8-hr Leq [dBA]	Project Only Maximum 8-hr Leq [dBA]	Fenner Wind Maximum 8-hr Leq [dBA]
			X (m)	Y (m)			
835	Commercial Structure	Non-Participating	326691.48	322334.94	32	32	5
836	Commercial Structure	Non-Participating	326727.81	322314.44	32	32	5
837	Commercial Structure	Non-Participating	326032.81	322513.18	34	34	6
838	Commercial Structure	Non-Participating	326145.81	322534.20	34	33	6
839	Commercial Structure	Non-Participating	326342.02	322416.46	33	33	6
840	Commercial Structure	Non-Participating	326350.14	322438.44	33	33	6
841	Commercial Structure	Non-Participating	326469.70	322441.45	33	33	6
842	Commercial Structure	Non-Participating	326376.45	322564.00	33	33	6
843	Commercial Structure	Non-Participating	325759.82	323322.37	39	39	7
844	Commercial Structure	Non-Participating	325740.19	323337.00	39	39	7
845	Commercial Structure	Non-Participating	326753.76	322380.97	30	30	5
846	Commercial Structure	Non-Participating	326842.61	322368.55	31	31	5
847	Commercial Structure	Non-Participating	326909.27	322383.24	33	33	5
848	Commercial Structure	Non-Participating	327096.33	323214.71	37	37	6
849	Commercial Structure	Non-Participating	326918.38	323142.80	38	38	6
850	Commercial Structure	Non-Participating	325668.01	322435.87	33	33	6
851	Commercial Structure	Non-Participating	325458.73	322571.29	34	33	7
852	Commercial Structure	Non-Participating	324850.73	322721.32	34	34	10
853	Commercial Structure	Non-Participating	329943.46	322692.19	22	21	3
854	Commercial Structure	Non-Participating	330223.72	324046.85	26	26	3
855	Commercial Structure	Non-Participating	330195.71	324002.07	26	26	3
856	Commercial Structure	Non-Participating	329907.28	325246.13	24	24	4
857	Commercial Structure	Non-Participating	329917.99	325197.62	24	24	4
858	Commercial Structure	Non-Participating	330577.78	324980.78	25	24	3
859	Commercial Structure	Non-Participating	328710.70	325353.49	34	34	6
860	Commercial Structure	Non-Participating	328756.72	325324.20	34	34	5
861	Commercial Structure	Non-Participating	328653.44	325408.38	34	34	6
862	Commercial Structure	Non-Participating	328675.56	325406.89	34	34	6
867	Commercial Structure	Non-Participating	327596.29	325488.73	43	43	7
868	Commercial Structure	Non-Participating	327979.96	326127.99	34	34	7
869	Commercial Structure	Non-Participating	328439.34	322877.77	27	27	4
870	Commercial Structure	Non-Participating	328882.40	327283.22	23	23	6
871	Commercial Structure	Non-Participating	328117.17	327710.65	28	28	14
872	Commercial Structure	Non-Participating	327896.27	327050.13	30	30	13
873	Commercial Structure	Non-Participating	327869.74	327131.21	30	30	14

Table 7-8.1i: Cumulative Total Project Sound Level Modeling Results (Leq (8-Hour)) at Discrete Points - Sorted by Receptor ID [Commercial and Non-Participating Receptors]

Modeling Receptor ID	Receptor Type	Participation Status	Coordinates NAD83 2011 State Plane New York Central (FIPS 3102)		Cumulative Maximum 8-hr Leq [dBA]	Project Only Maximum 8-hr Leq [dBA]	Fenner Wind Maximum 8-hr Leq [dBA]
			X (m)	Y (m)			
874	Commercial Structure	Non-Participating	327840.67	326878.11	31	31	7
875	Commercial Structure	Non-Participating	327924.85	327031.61	30	30	13
876	Commercial Structure	Non-Participating	327824.72	327032.53	30	30	14
877	Commercial Structure	Non-Participating	327834.39	327014.23	31	30	14
879	Commercial Structure	Non-Participating	325821.88	326863.09	32	32	13
880	Commercial Structure	Non-Participating	325860.85	326827.94	32	32	12
881	Commercial Structure	Non-Participating	325203.08	326885.94	33	33	14
882	Commercial Structure	Non-Participating	325255.52	326965.72	33	33	13
883	Commercial Structure	Non-Participating	325194.43	326807.16	33	32	14
884	Commercial Structure	Non-Participating	325264.53	326847.48	33	33	14
885	Commercial Structure	Non-Participating	324639.52	328386.11	30	29	13
886	Commercial Structure	Non-Participating	324599.84	327424.06	34	33	12
887	Commercial Structure	Non-Participating	324647.98	327382.79	34	33	12
888	Commercial Structure	Non-Participating	324680.40	327408.17	33	33	12
889	Commercial Structure	Non-Participating	324684.55	327361.27	34	33	12
890	Commercial Structure	Non-Participating	324559.88	327442.96	34	33	12
895	Commercial Structure	Non-Participating	322899.49	326164.75	43	42	14
896	Commercial Structure	Non-Participating	323108.08	325529.65	40	39	12
908	Commercial Structure	Non-Participating	326886.97	324041.92	45	45	7
909	Commercial Structure	Non-Participating	328315.41	323063.47	33	33	4
963	Commercial Structure	Non-Participating	325967.74	322498.16	33	33	6
964	Commercial Structure	Non-Participating	325980.82	322484.18	34	33	6
1049	Commercial Structure	Non-Participating	328125.66	325163.84	39	39	6
1059	Commercial Structure	Non-Participating	326784.08	325417.44	42	42	8
1060	Commercial Structure	Non-Participating	326760.74	325408.08	42	42	8
1061	Commercial Structure	Non-Participating	326756.94	325438.92	42	42	8
1091	Commercial Structure	Non-Participating	326254.60	326996.09	31	31	14
1092	Commercial Structure	Non-Participating	326224.07	327002.47	31	31	14
1150	Commercial Structure	Non-Participating	328143.81	325119.83	39	39	6
1184	Commercial Structure	Non-Participating	313440.44	327280.88	29	26	23
1185	Commercial Structure	Non-Participating	313466.59	327293.46	29	26	23
1186	Commercial Structure	Non-Participating	313875.09	328028.41	29	27	20
1187	Commercial Structure	Non-Participating	313829.70	328062.45	28	27	20
1188	Commercial Structure	Non-Participating	313761.74	329753.26	27	22	25
1189	Commercial Structure	Non-Participating	313729.73	329837.71	28	22	26

Table 7-8.1i: Cumulative Total Project Sound Level Modeling Results (Leq (8-Hour)) at Discrete Points - Sorted by Receptor ID [Commercial and Non-Participating Receptors]

Modeling Receptor ID	Receptor Type	Participation Status	Coordinates NAD83 2011 State Plane New York Central (FIPS 3102)		Cumulative Maximum 8-hr Leq [dBA]	Project Only Maximum 8-hr Leq [dBA]	Fenner Wind Maximum 8-hr Leq [dBA]
			X (m)	Y (m)			
1190	Commercial Structure	Non-Participating	314929.54	330726.91	34	26	34
1191	Commercial Structure	Non-Participating	315060.14	330720.79	35	27	34
1192	Commercial Structure	Non-Participating	315658.34	331965.19	40	25	39
1193	Commercial Structure	Non-Participating	316935.91	332273.03	52	26	52
1194	Commercial Structure	Non-Participating	316947.95	332422.86	53	26	53
1195	Commercial Structure	Non-Participating	316169.44	332965.45	41	23	41
1196	Commercial Structure	Non-Participating	316758.90	332876.22	43	24	43
1197	Commercial Structure	Non-Participating	317197.05	333339.40	38	24	38
1198	Commercial Structure	Non-Participating	317174.52	332854.00	43	25	43
1199	Commercial Structure	Non-Participating	316386.66	332488.33	60	25	60
1200	Commercial Structure	Non-Participating	316519.11	332189.24	60	26	60
1201	Commercial Structure	Non-Participating	317054.67	332356.94	60	26	60
1202	Commercial Structure	Non-Participating	317497.42	332389.27	60	27	60
1203	Commercial Structure	Non-Participating	317129.72	332005.52	46	27	46
1205	Commercial Structure	Non-Participating	316552.94	331350.55	60	26	60
1206	Commercial Structure	Non-Participating	318548.81	333570.65	33	24	33
1207	Commercial Structure	Non-Participating	318550.86	333520.27	33	24	33
1208	Commercial Structure	Non-Participating	318757.04	333535.63	33	24	32
1209	Commercial Structure	Non-Participating	318798.66	333529.18	33	24	32
1210	Commercial Structure	Non-Participating	317665.63	333371.85	37	24	37
1211	Commercial Structure	Non-Participating	317574.33	333443.39	37	24	36
1212	Commercial Structure	Non-Participating	317577.64	333567.28	35	24	35
1213	Commercial Structure	Non-Participating	319043.12	332018.21	38	26	38
1214	Commercial Structure	Non-Participating	318984.47	331982.38	38	26	38
1215	Commercial Structure	Non-Participating	319043.72	331989.19	38	26	38
1216	Commercial Structure	Non-Participating	318829.00	331235.83	60	31	60
1217	Commercial Structure	Non-Participating	318930.79	331010.26	60	32	60
1218	Commercial Structure	Non-Participating	318521.86	331385.19	67	30	67
1219	Commercial Structure	Non-Participating	316990.07	331355.74	60	29	60
1220	Commercial Structure	Non-Participating	317153.31	330927.47	60	31	60
1221	Commercial Structure	Non-Participating	316516.58	330767.62	58	30	58
1222	Commercial Structure	Non-Participating	317197.42	330681.04	60	32	60
1223	Commercial Structure	Non-Participating	317170.45	330328.82	60	34	60
1225	Commercial Structure	Non-Participating	314911.41	328530.07	34	31	28
1226	Commercial Structure	Non-Participating	315043.72	328781.92	34	30	29

Table 7-8.1i: Cumulative Total Project Sound Level Modeling Results (Leq (8-Hour)) at Discrete Points - Sorted by Receptor ID [Commercial and Non-Participating Receptors]

Modeling Receptor ID	Receptor Type	Participation Status	Coordinates NAD83 2011 State Plane New York Central (FIPS 3102)		Cumulative Maximum 8-hr Leq [dBA]	Project Only Maximum 8-hr Leq [dBA]	Fenner Wind Maximum 8-hr Leq [dBA]
			X (m)	Y (m)			
1227	Commercial Structure	Non-Participating	314934.15	329075.60	33	30	29
1228	Commercial Structure	Non-Participating	314955.60	329149.14	33	30	29
1229	Commercial Structure	Non-Participating	314939.80	329460.45	34	29	31
1230	Commercial Structure	Non-Participating	314927.75	329518.35	33	29	31
1231	Commercial Structure	Non-Participating	314825.55	327739.02	34	32	21
1232	Commercial Structure	Non-Participating	314653.97	327784.84	33	31	21
1233	Commercial Structure	Non-Participating	314753.06	327794.03	33	32	22
1234	Commercial Structure	Non-Participating	314711.99	327778.39	33	31	21
1235	Commercial Structure	Non-Participating	315454.87	327175.91	38	37	21
1236	Commercial Structure	Non-Participating	315475.05	327212.91	39	37	21
1237	Commercial Structure	Non-Participating	315405.37	327147.26	38	36	21
1238	Commercial Structure	Non-Participating	315170.59	325499.32	31	31	19
1239	Commercial Structure	Non-Participating	314348.20	324591.35	25	25	14
1240	Commercial Structure	Non-Participating	315314.13	324313.46	28	27	17
1241	Commercial Structure	Non-Participating	315349.01	324311.26	28	28	17
1242	Commercial Structure	Non-Participating	315390.10	324283.71	28	28	17
1243	Commercial Structure	Non-Participating	315428.70	324266.54	28	28	17
1244	Commercial Structure	Non-Participating	315476.27	324367.27	29	28	18
1245	Commercial Structure	Non-Participating	315542.15	324354.33	29	28	18
1246	Commercial Structure	Non-Participating	315543.10	324285.40	28	28	17
1247	Commercial Structure	Non-Participating	315844.26	324258.42	29	28	17
1248	Commercial Structure	Non-Participating	315843.30	324326.60	29	29	18
1249	Commercial Structure	Non-Participating	315918.14	324134.88	28	28	17
1250	Commercial Structure	Non-Participating	316135.11	323349.77	27	27	17
1251	Commercial Structure	Non-Participating	315371.50	323262.12	26	25	17
1252	Commercial Structure	Non-Participating	317400.15	323519.27	29	28	13
1253	Commercial Structure	Non-Participating	317118.13	322733.94	26	26	14
1254	Commercial Structure	Non-Participating	317125.92	322799.87	26	26	14
1257	Commercial Structure	Non-Participating	316791.17	328255.40	40	39	29
1258	Commercial Structure	Non-Participating	317913.19	329508.76	46	45	36
1259	Commercial Structure	Non-Participating	319716.61	328291.80	43	43	26
1260	Commercial Structure	Non-Participating	319529.03	328095.53	47	46	27
1261	Commercial Structure	Non-Participating	318730.50	326926.95	41	41	25
1262	Commercial Structure	Non-Participating	320700.29	331210.19	33	29	30
1263	Commercial Structure	Non-Participating	319738.61	331519.96	37	27	36

Table 7-8.1i: Cumulative Total Project Sound Level Modeling Results (Leq (8-Hour)) at Discrete Points - Sorted by Receptor ID [Commercial and Non-Participating Receptors]

Modeling Receptor ID	Receptor Type	Participation Status	Coordinates NAD83 2011 State Plane New York Central (FIPS 3102)		Cumulative Maximum 8-hr Leq [dBA]	Project Only Maximum 8-hr Leq [dBA]	Fenner Wind Maximum 8-hr Leq [dBA]
			X (m)	Y (m)			
1264	Commercial Structure	Non-Participating	319904.31	332434.29	33	26	32
1265	Commercial Structure	Non-Participating	321173.65	329286.32	34	33	26
1266	Commercial Structure	Non-Participating	323278.07	329951.57	29	28	22
1267	Commercial Structure	Non-Participating	323707.57	329330.15	28	27	21
1268	Commercial Structure	Non-Participating	324679.73	328352.22	30	30	13
1269	Commercial Structure	Non-Participating	323395.26	327982.27	35	34	15
1270	Commercial Structure	Non-Participating	323084.83	328686.47	31	31	16
1271	Commercial Structure	Non-Participating	323080.35	328736.99	31	30	16
1272	Commercial Structure	Non-Participating	323039.78	329283.93	29	27	22
1273	Commercial Structure	Non-Participating	322020.22	327682.87	37	36	22
1274	Commercial Structure	Non-Participating	322047.77	327725.22	37	37	22
1279	Commercial Structure	Non-Participating	320968.73	326553.80	41	40	17
1280	Commercial Structure	Non-Participating	321254.53	325534.53	39	39	15
1281	Commercial Structure	Non-Participating	321221.18	325581.55	39	39	15
1282	Commercial Structure	Non-Participating	321149.23	325508.01	38	38	15
1284	Commercial Structure	Non-Participating	320397.03	325135.64	37	36	15
1285	Commercial Structure	Non-Participating	318552.58	323442.70	30	29	17
1287	Commercial Structure	Non-Participating	322320.89	320900.09	26	26	7
1288	Commercial Structure	Non-Participating	322369.45	320902.64	26	26	7
1492	Commercial Structure	Non-Participating	313894.23	327969.57	29	27	21
1527	Commercial Structure	Non-Participating	315658.45	332008.55	40	25	39
1627	Commercial Structure	Non-Participating	314945.39	329533.34	34	29	31
1987	Commercial Structure	Non-Participating	323098.47	329854.20	29	27	22
2206	Commercial Structure	Non-Participating	317327.51	323518.52	29	28	13
2208	Commercial Structure	Non-Participating	320100.68	321879.73	27	27	9
2213	Commercial Structure	Non-Participating	323193.95	320263.88	26	26	6
2216	Commercial Structure	Non-Participating	321249.84	322604.17	29	29	10
2217	Commercial Structure	Non-Participating	322343.19	320869.37	26	26	7
2229	Commercial Structure	Non-Participating	315921.17	324146.19	28	28	17
2230	Commercial Structure	Non-Participating	316975.16	322730.67	26	26	11
2240	Commercial Structure	Non-Participating	315969.51	324133.00	28	28	14
2243	Commercial Structure	Non-Participating	315914.55	324121.56	28	28	17
2251	Commercial Structure	Non-Participating	315896.11	324135.52	28	28	17
2257	Commercial Structure	Non-Participating	320099.24	321915.01	27	27	10
2258	Commercial Structure	Non-Participating	315364.83	323338.76	26	25	17

Table 7-8.1i: Cumulative Total Project Sound Level Modeling Results (Leq (8-Hour)) at Discrete Points - Sorted by Receptor ID [Commercial and Non-Participating Receptors]

Modeling Receptor ID	Receptor Type	Participation Status	Coordinates NAD83 2011 State Plane New York Central (FIPS 3102)		Cumulative Maximum 8-hr Leq [dBA]	Project Only Maximum 8-hr Leq [dBA]	Fenner Wind Maximum 8-hr Leq [dBA]
			X (m)	Y (m)			
2270	Commercial Structure	Non-Participating	315430.40	323269.90	26	25	17
2286	Commercial Structure	Non-Participating	315437.58	323321.57	26	25	17
2293	Commercial Structure	Non-Participating	319039.77	327028.97	42	41	24
2323	Commercial Structure	Non-Participating	323623.57	323003.92	38	38	11
Summary of Maximum and Minimum Sound Levels for Non-Participating Commercial Receptors							
1218	Commercial Structure	Non-Participating	318521.86	331385.19	67	30	67
853	Commercial Structure	Non-Participating	329943.46	322692.19	22	21	3

Table 7-8.1j: Cumulative Total Project Sound Level Modeling Results (Leq (8-Hour)) at Discrete Points - Sorted by Sound Level [Commercial and Non-Participating Receptors]

Modeling Receptor ID	Receptor Type	Participation Status	Coordinates NAD83 2011 State Plane New York Central (FIPS 3102)		Cumulative Maximum 8-hr Leq [dBA]	Project Only Maximum 8-hr Leq [dBA]	Fenner Wind Maximum 8-hr Leq [dBA]
			X (m)	Y (m)			
1218	Commercial Structure	Non-Participating	318521.86	331385.19	67	30	67
1223	Commercial Structure	Non-Participating	317170.45	330328.82	60	34	60
1222	Commercial Structure	Non-Participating	317197.42	330681.04	60	32	60
1217	Commercial Structure	Non-Participating	318930.79	331010.26	60	32	60
1220	Commercial Structure	Non-Participating	317153.31	330927.47	60	31	60
1216	Commercial Structure	Non-Participating	318829.00	331235.83	60	31	60
1219	Commercial Structure	Non-Participating	316990.07	331355.74	60	29	60
1201	Commercial Structure	Non-Participating	317054.67	332356.94	60	26	60
1202	Commercial Structure	Non-Participating	317497.42	332389.27	60	27	60
1205	Commercial Structure	Non-Participating	316552.94	331350.55	60	26	60
1200	Commercial Structure	Non-Participating	316519.11	332189.24	60	26	60
1199	Commercial Structure	Non-Participating	316386.66	332488.33	60	25	60
1221	Commercial Structure	Non-Participating	316516.58	330767.62	58	30	58
1194	Commercial Structure	Non-Participating	316947.95	332422.86	53	26	53
1193	Commercial Structure	Non-Participating	316935.91	332273.03	52	26	52
1260	Commercial Structure	Non-Participating	319529.03	328095.53	47	46	27
1258	Commercial Structure	Non-Participating	317913.19	329508.76	46	45	36
1203	Commercial Structure	Non-Participating	317129.72	332005.52	46	27	46
908	Commercial Structure	Non-Participating	326886.97	324041.92	45	45	7
1259	Commercial Structure	Non-Participating	319716.61	328291.80	43	43	26
867	Commercial Structure	Non-Participating	327596.29	325488.73	43	43	7
1198	Commercial Structure	Non-Participating	317174.52	332854.00	43	25	43
1196	Commercial Structure	Non-Participating	316758.90	332876.22	43	24	43
895	Commercial Structure	Non-Participating	322899.49	326164.75	43	42	14
1059	Commercial Structure	Non-Participating	326784.08	325417.44	42	42	8
1060	Commercial Structure	Non-Participating	326760.74	325408.08	42	42	8
1061	Commercial Structure	Non-Participating	326756.94	325438.92	42	42	8
2293	Commercial Structure	Non-Participating	319039.77	327028.97	42	41	24
1261	Commercial Structure	Non-Participating	318730.50	326926.95	41	41	25
1195	Commercial Structure	Non-Participating	316169.44	332965.45	41	23	41
1279	Commercial Structure	Non-Participating	320968.73	326553.80	41	40	17
1192	Commercial Structure	Non-Participating	315658.34	331965.19	40	25	39
1527	Commercial Structure	Non-Participating	315658.45	332008.55	40	25	39
1257	Commercial Structure	Non-Participating	316791.17	328255.40	40	39	29
896	Commercial Structure	Non-Participating	323108.08	325529.65	40	39	12

Table 7-8.1j: Cumulative Total Project Sound Level Modeling Results (Leq (8-Hour)) at Discrete Points - Sorted by Sound Level [Commercial and Non-Participating Receptors]

Modeling Receptor ID	Receptor Type	Participation Status	Coordinates NAD83 2011 State Plane New York Central (FIPS 3102)		Cumulative Maximum 8-hr Leq [dBA]	Project Only Maximum 8-hr Leq [dBA]	Fenner Wind Maximum 8-hr Leq [dBA]
			X (m)	Y (m)			
1280	Commercial Structure	Non-Participating	321254.53	325534.53	39	39	15
844	Commercial Structure	Non-Participating	325740.19	323337.00	39	39	7
1150	Commercial Structure	Non-Participating	328143.81	325119.83	39	39	6
1281	Commercial Structure	Non-Participating	321221.18	325581.55	39	39	15
843	Commercial Structure	Non-Participating	325759.82	323322.37	39	39	7
1049	Commercial Structure	Non-Participating	328125.66	325163.84	39	39	6
1236	Commercial Structure	Non-Participating	315475.05	327212.91	39	37	21
1282	Commercial Structure	Non-Participating	321149.23	325508.01	38	38	15
2323	Commercial Structure	Non-Participating	323623.57	323003.92	38	38	11
849	Commercial Structure	Non-Participating	326918.38	323142.80	38	38	6
1214	Commercial Structure	Non-Participating	318984.47	331982.38	38	26	38
1215	Commercial Structure	Non-Participating	319043.72	331989.19	38	26	38
1213	Commercial Structure	Non-Participating	319043.12	332018.21	38	26	38
1197	Commercial Structure	Non-Participating	317197.05	333339.40	38	24	38
1235	Commercial Structure	Non-Participating	315454.87	327175.91	38	37	21
1237	Commercial Structure	Non-Participating	315405.37	327147.26	38	36	21
848	Commercial Structure	Non-Participating	327096.33	323214.71	37	37	6
1274	Commercial Structure	Non-Participating	322047.77	327725.22	37	37	22
1263	Commercial Structure	Non-Participating	319738.61	331519.96	37	27	36
1210	Commercial Structure	Non-Participating	317665.63	333371.85	37	24	37
1211	Commercial Structure	Non-Participating	317574.33	333443.39	37	24	36
1273	Commercial Structure	Non-Participating	322020.22	327682.87	37	36	22
1284	Commercial Structure	Non-Participating	320397.03	325135.64	37	36	15
1191	Commercial Structure	Non-Participating	315060.14	330720.79	35	27	34
1212	Commercial Structure	Non-Participating	317577.64	333567.28	35	24	35
1269	Commercial Structure	Non-Participating	323395.26	327982.27	35	34	15
861	Commercial Structure	Non-Participating	328653.44	325408.38	34	34	6
852	Commercial Structure	Non-Participating	324850.73	322721.32	34	34	10
868	Commercial Structure	Non-Participating	327979.96	326127.99	34	34	7
964	Commercial Structure	Non-Participating	325980.82	322484.18	34	33	6
862	Commercial Structure	Non-Participating	328675.56	325406.89	34	34	6
859	Commercial Structure	Non-Participating	328710.70	325353.49	34	34	6
860	Commercial Structure	Non-Participating	328756.72	325324.20	34	34	5
837	Commercial Structure	Non-Participating	326032.81	322513.18	34	34	6
838	Commercial Structure	Non-Participating	326145.81	322534.20	34	33	6

Table 7-8.1j: Cumulative Total Project Sound Level Modeling Results (Leq (8-Hour)) at Discrete Points - Sorted by Sound Level [Commercial and Non-Participating Receptors]

Modeling Receptor ID	Receptor Type	Participation Status	Coordinates NAD83 2011 State Plane New York Central (FIPS 3102)		Cumulative Maximum 8-hr Leq [dBA]	Project Only Maximum 8-hr Leq [dBA]	Fenner Wind Maximum 8-hr Leq [dBA]
			X (m)	Y (m)			
851	Commercial Structure	Non-Participating	325458.73	322571.29	34	33	7
1190	Commercial Structure	Non-Participating	314929.54	330726.91	34	26	34
889	Commercial Structure	Non-Participating	324684.55	327361.27	34	33	12
890	Commercial Structure	Non-Participating	324559.88	327442.96	34	33	12
1225	Commercial Structure	Non-Participating	314911.41	328530.07	34	31	28
1265	Commercial Structure	Non-Participating	321173.65	329286.32	34	33	26
886	Commercial Structure	Non-Participating	324599.84	327424.06	34	33	12
887	Commercial Structure	Non-Participating	324647.98	327382.79	34	33	12
1226	Commercial Structure	Non-Participating	315043.72	328781.92	34	30	29
1229	Commercial Structure	Non-Participating	314939.80	329460.45	34	29	31
1627	Commercial Structure	Non-Participating	314945.39	329533.34	34	29	31
1231	Commercial Structure	Non-Participating	314825.55	327739.02	34	32	21
842	Commercial Structure	Non-Participating	326376.45	322564.00	33	33	6
888	Commercial Structure	Non-Participating	324680.40	327408.17	33	33	12
1227	Commercial Structure	Non-Participating	314934.15	329075.60	33	30	29
1228	Commercial Structure	Non-Participating	314955.60	329149.14	33	30	29
1230	Commercial Structure	Non-Participating	314927.75	329518.35	33	29	31
882	Commercial Structure	Non-Participating	325255.52	326965.72	33	33	13
963	Commercial Structure	Non-Participating	325967.74	322498.16	33	33	6
884	Commercial Structure	Non-Participating	325264.53	326847.48	33	33	14
840	Commercial Structure	Non-Participating	326350.14	322438.44	33	33	6
850	Commercial Structure	Non-Participating	325668.01	322435.87	33	33	6
786	Commercial Structure	Non-Participating	326264.66	322442.15	33	33	6
847	Commercial Structure	Non-Participating	326909.27	322383.24	33	33	5
841	Commercial Structure	Non-Participating	326469.70	322441.45	33	33	6
909	Commercial Structure	Non-Participating	328315.41	323063.47	33	33	4
839	Commercial Structure	Non-Participating	326342.02	322416.46	33	33	6
1262	Commercial Structure	Non-Participating	320700.29	331210.19	33	29	30
1264	Commercial Structure	Non-Participating	319904.31	332434.29	33	26	32
1209	Commercial Structure	Non-Participating	318798.66	333529.18	33	24	32
1206	Commercial Structure	Non-Participating	318548.81	333570.65	33	24	33
1207	Commercial Structure	Non-Participating	318550.86	333520.27	33	24	33
1208	Commercial Structure	Non-Participating	318757.04	333535.63	33	24	32
1233	Commercial Structure	Non-Participating	314753.06	327794.03	33	32	22
1234	Commercial Structure	Non-Participating	314711.99	327778.39	33	31	21

Table 7-8.1j: Cumulative Total Project Sound Level Modeling Results (Leq (8-Hour)) at Discrete Points - Sorted by Sound Level [Commercial and Non-Participating Receptors]

Modeling Receptor ID	Receptor Type	Participation Status	Coordinates NAD83 2011 State Plane New York Central (FIPS 3102)		Cumulative Maximum 8-hr Leq [dBA]	Project Only Maximum 8-hr Leq [dBA]	Fenner Wind Maximum 8-hr Leq [dBA]
			X (m)	Y (m)			
881	Commercial Structure	Non-Participating	325203.08	326885.94	33	33	14
883	Commercial Structure	Non-Participating	325194.43	326807.16	33	32	14
1232	Commercial Structure	Non-Participating	314653.97	327784.84	33	31	21
803	Commercial Structure	Non-Participating	326429.99	322351.13	32	32	6
801	Commercial Structure	Non-Participating	326373.45	322347.58	32	32	6
880	Commercial Structure	Non-Participating	325860.85	326827.94	32	32	12
802	Commercial Structure	Non-Participating	326414.50	322338.51	32	32	6
826	Commercial Structure	Non-Participating	326524.80	322329.06	32	32	5
827	Commercial Structure	Non-Participating	326526.56	322316.82	32	32	5
828	Commercial Structure	Non-Participating	326507.70	322340.68	32	32	6
821	Commercial Structure	Non-Participating	326872.23	322301.65	32	32	5
879	Commercial Structure	Non-Participating	325821.88	326863.09	32	32	13
835	Commercial Structure	Non-Participating	326691.48	322334.94	32	32	5
822	Commercial Structure	Non-Participating	326744.62	322324.43	32	32	5
823	Commercial Structure	Non-Participating	326470.04	322337.65	32	32	6
805	Commercial Structure	Non-Participating	326421.77	322309.42	32	32	6
804	Commercial Structure	Non-Participating	326404.21	322310.72	32	32	6
829	Commercial Structure	Non-Participating	326623.22	322406.58	32	32	5
830	Commercial Structure	Non-Participating	326662.83	322393.05	32	31	5
836	Commercial Structure	Non-Participating	326727.81	322314.44	32	32	5
1238	Commercial Structure	Non-Participating	315170.59	325499.32	31	31	19
846	Commercial Structure	Non-Participating	326842.61	322368.55	31	31	5
824	Commercial Structure	Non-Participating	326613.12	322339.93	31	31	5
1270	Commercial Structure	Non-Participating	323084.83	328686.47	31	31	16
1271	Commercial Structure	Non-Participating	323080.35	328736.99	31	30	16
825	Commercial Structure	Non-Participating	326622.31	322339.94	31	31	5
833	Commercial Structure	Non-Participating	326642.84	322336.01	31	31	5
834	Commercial Structure	Non-Participating	326653.78	322333.81	31	31	5
1091	Commercial Structure	Non-Participating	326254.60	326996.09	31	31	14
1092	Commercial Structure	Non-Participating	326224.07	327002.47	31	31	14
874	Commercial Structure	Non-Participating	327840.67	326878.11	31	31	7
806	Commercial Structure	Non-Participating	326603.40	321871.81	31	30	5
877	Commercial Structure	Non-Participating	327834.39	327014.23	31	30	14
876	Commercial Structure	Non-Participating	327824.72	327032.53	30	30	14
845	Commercial Structure	Non-Participating	326753.76	322380.97	30	30	5

Table 7-8.1j: Cumulative Total Project Sound Level Modeling Results (Leq (8-Hour)) at Discrete Points - Sorted by Sound Level [Commercial and Non-Participating Receptors]

Modeling Receptor ID	Receptor Type	Participation Status	Coordinates NAD83 2011 State Plane New York Central (FIPS 3102)		Cumulative Maximum 8-hr Leq [dBA]	Project Only Maximum 8-hr Leq [dBA]	Fenner Wind Maximum 8-hr Leq [dBA]
			X (m)	Y (m)			
873	Commercial Structure	Non-Participating	327869.74	327131.21	30	30	14
875	Commercial Structure	Non-Participating	327924.85	327031.61	30	30	13
885	Commercial Structure	Non-Participating	324639.52	328386.11	30	29	13
872	Commercial Structure	Non-Participating	327896.27	327050.13	30	30	13
1268	Commercial Structure	Non-Participating	324679.73	328352.22	30	30	13
808	Commercial Structure	Non-Participating	326549.53	321849.80	30	30	5
809	Commercial Structure	Non-Participating	326539.86	321806.30	30	30	5
810	Commercial Structure	Non-Participating	326557.31	321777.19	30	30	5
1285	Commercial Structure	Non-Participating	318552.58	323442.70	30	29	17
832	Commercial Structure	Non-Participating	326705.84	322380.11	29	29	5
1247	Commercial Structure	Non-Participating	315844.26	324258.42	29	28	17
1248	Commercial Structure	Non-Participating	315843.30	324326.60	29	29	18
831	Commercial Structure	Non-Participating	326698.57	322407.78	29	29	5
2216	Commercial Structure	Non-Participating	321249.84	322604.17	29	29	10
1266	Commercial Structure	Non-Participating	323278.07	329951.57	29	28	22
1245	Commercial Structure	Non-Participating	315542.15	324354.33	29	28	18
1252	Commercial Structure	Non-Participating	317400.15	323519.27	29	28	13
2206	Commercial Structure	Non-Participating	317327.51	323518.52	29	28	13
1492	Commercial Structure	Non-Participating	313894.23	327969.57	29	27	21
1244	Commercial Structure	Non-Participating	315476.27	324367.27	29	28	18
1185	Commercial Structure	Non-Participating	313466.59	327293.46	29	26	23
1186	Commercial Structure	Non-Participating	313875.09	328028.41	29	27	20
1272	Commercial Structure	Non-Participating	323039.78	329283.93	29	27	22
1987	Commercial Structure	Non-Participating	323098.47	329854.20	29	27	22
1184	Commercial Structure	Non-Participating	313440.44	327280.88	29	26	23
1246	Commercial Structure	Non-Participating	315543.10	324285.40	28	28	17
1249	Commercial Structure	Non-Participating	315918.14	324134.88	28	28	17
1242	Commercial Structure	Non-Participating	315390.10	324283.71	28	28	17
1187	Commercial Structure	Non-Participating	313829.70	328062.45	28	27	20
2229	Commercial Structure	Non-Participating	315921.17	324146.19	28	28	17
2251	Commercial Structure	Non-Participating	315896.11	324135.52	28	28	17
1267	Commercial Structure	Non-Participating	323707.57	329330.15	28	27	21
871	Commercial Structure	Non-Participating	328117.17	327710.65	28	28	14
1240	Commercial Structure	Non-Participating	315314.13	324313.46	28	27	17
1241	Commercial Structure	Non-Participating	315349.01	324311.26	28	28	17

Table 7-8.1j: Cumulative Total Project Sound Level Modeling Results (Leq (8-Hour)) at Discrete Points - Sorted by Sound Level [Commercial and Non-Participating Receptors]

Modeling Receptor ID	Receptor Type	Participation Status	Coordinates NAD83 2011 State Plane New York Central (FIPS 3102)		Cumulative Maximum 8-hr Leq [dBA]	Project Only Maximum 8-hr Leq [dBA]	Fenner Wind Maximum 8-hr Leq [dBA]
			X (m)	Y (m)			
1243	Commercial Structure	Non-Participating	315428.70	324266.54	28	28	17
818	Commercial Structure	Non-Participating	326798.96	321341.16	28	28	4
2240	Commercial Structure	Non-Participating	315969.51	324133.00	28	28	14
2243	Commercial Structure	Non-Participating	315914.55	324121.56	28	28	17
1189	Commercial Structure	Non-Participating	313729.73	329837.71	28	22	26
820	Commercial Structure	Non-Participating	326702.66	321341.20	27	27	5
1250	Commercial Structure	Non-Participating	316135.11	323349.77	27	27	17
819	Commercial Structure	Non-Participating	326807.07	321302.28	27	27	4
869	Commercial Structure	Non-Participating	328439.34	322877.77	27	27	4
817	Commercial Structure	Non-Participating	326737.57	321059.58	27	27	4
807	Commercial Structure	Non-Participating	326726.92	321087.38	27	27	4
2208	Commercial Structure	Non-Participating	320100.68	321879.73	27	27	9
2257	Commercial Structure	Non-Participating	320099.24	321915.01	27	27	10
1188	Commercial Structure	Non-Participating	313761.74	329753.26	27	22	25
1254	Commercial Structure	Non-Participating	317125.92	322799.87	26	26	14
2217	Commercial Structure	Non-Participating	322343.19	320869.37	26	26	7
811	Commercial Structure	Non-Participating	326336.49	320585.70	26	25	4
1253	Commercial Structure	Non-Participating	317118.13	322733.94	26	26	14
1287	Commercial Structure	Non-Participating	322320.89	320900.09	26	26	7
1288	Commercial Structure	Non-Participating	322369.45	320902.64	26	26	7
854	Commercial Structure	Non-Participating	330223.72	324046.85	26	26	3
855	Commercial Structure	Non-Participating	330195.71	324002.07	26	26	3
816	Commercial Structure	Non-Participating	326754.32	320884.85	26	26	4
2213	Commercial Structure	Non-Participating	323193.95	320263.88	26	26	6
2230	Commercial Structure	Non-Participating	316975.16	322730.67	26	26	11
2258	Commercial Structure	Non-Participating	315364.83	323338.76	26	25	17
1251	Commercial Structure	Non-Participating	315371.50	323262.12	26	25	17
2286	Commercial Structure	Non-Participating	315437.58	323321.57	26	25	17
2270	Commercial Structure	Non-Participating	315430.40	323269.90	26	25	17
812	Commercial Structure	Non-Participating	326399.55	320562.53	25	25	4
858	Commercial Structure	Non-Participating	330577.78	324980.78	25	24	3
815	Commercial Structure	Non-Participating	326792.14	320579.84	25	25	4
1239	Commercial Structure	Non-Participating	314348.20	324591.35	25	25	14
813	Commercial Structure	Non-Participating	326346.09	320492.51	24	24	4
856	Commercial Structure	Non-Participating	329907.28	325246.13	24	24	4

Table 7-8.1j: Cumulative Total Project Sound Level Modeling Results (Leq (8-Hour)) at Discrete Points - Sorted by Sound Level [Commercial and Non-Participating Receptors]

Modeling Receptor ID	Receptor Type	Participation Status	Coordinates NAD83 2011 State Plane New York Central (FIPS 3102)		Cumulative Maximum 8-hr Leq [dBA]	Project Only Maximum 8-hr Leq [dBA]	Fenner Wind Maximum 8-hr Leq [dBA]
			X (m)	Y (m)			
857	Commercial Structure	Non-Participating	329917.99	325197.62	24	24	4
814	Commercial Structure	Non-Participating	326327.27	320465.91	24	24	4
870	Commercial Structure	Non-Participating	328882.40	327283.22	23	23	6
853	Commercial Structure	Non-Participating	329943.46	322692.19	22	21	3
Summary of Maximum and Minimum Sound Levels for Non-Participating Commercial Receptors							
1218	Commercial Structure	Non-Participating	318521.86	331385.19	67	30	67
853	Commercial Structure	Non-Participating	329943.46	322692.19	22	21	3

Table 7-8.1k: Cumulative Total Project Sound Level Modeling Results (Leq (8-Hour)) at Discrete Points - Sorted by Receptor ID [Commercial and Participating Receptors]

Modeling Receptor ID	Receptor Type	Participation Status	Coordinates NAD83 2011 State Plane New York Central (FIPS 3102)		Cumulative Maximum 8-hr Leq [dBA]	Project Only Maximum 8-hr Leq [dBA]	Fenner Wind Maximum 8-hr Leq [dBA]
			X (m)	Y (m)			
863	Commercial Structure	Participating	326938.34	324133.53	46	46	7
864	Commercial Structure	Participating	326936.63	324109.24	45	45	7
865	Commercial Structure	Participating	326890.63	324202.23	45	45	7
866	Commercial Structure	Participating	326722.74	324654.27	45	45	7
891	Commercial Structure	Participating	325020.34	323873.12	38	38	8
892	Commercial Structure	Participating	325072.97	323854.29	39	38	8
893	Commercial Structure	Participating	325088.85	323872.96	39	38	8
894	Commercial Structure	Participating	325043.35	323895.90	39	38	8
1255	Commercial Structure	Participating	316600.41	326929.55	45	45	21
1256	Commercial Structure	Participating	316643.98	326988.51	46	45	21
1276	Commercial Structure	Participating	322673.89	326481.58	44	43	14
1277	Commercial Structure	Participating	322695.59	326402.22	44	43	14
1278	Commercial Structure	Participating	321024.39	326811.30	41	40	17
1283	Commercial Structure	Participating	321581.82	325517.59	41	40	14
1879	Commercial Structure	Participating	318832.28	328834.77	48	48	31
Summary of Maximum and Minimum Sound Levels for Participating Commercial Receptors							
1879	Commercial Structure	Participating	318832.28	328834.77	48	48	31
891	Commercial Structure	Participating	325020.34	323873.12	38	38	8

Table 7-8.11: Cumulative Total Project Sound Level Modeling Results (Leq (8-Hour)) at Discrete Points - Sorted by Sound Level [Commercial and Participating Receptors]

Modeling Receptor ID	Receptor Type	Participation Status	Coordinates NAD83 2011 State Plane New York Central (FIPS 3102)		Cumulative Maximum 8-hr Leq [dBA]	Project Only Maximum 8-hr Leq [dBA]	Fenner Wind Maximum 8-hr Leq [dBA]
			X (m)	Y (m)			
1879	Commercial Structure	Participating	318832.28	328834.77	48	48	31
863	Commercial Structure	Participating	326938.34	324133.53	46	46	7
1256	Commercial Structure	Participating	316643.98	326988.51	46	45	21
1255	Commercial Structure	Participating	316600.41	326929.55	45	45	21
866	Commercial Structure	Participating	326722.74	324654.27	45	45	7
865	Commercial Structure	Participating	326890.63	324202.23	45	45	7
864	Commercial Structure	Participating	326936.63	324109.24	45	45	7
1276	Commercial Structure	Participating	322673.89	326481.58	44	43	14
1277	Commercial Structure	Participating	322695.59	326402.22	44	43	14
1283	Commercial Structure	Participating	321581.82	325517.59	41	40	14
1278	Commercial Structure	Participating	321024.39	326811.30	41	40	17
894	Commercial Structure	Participating	325043.35	323895.90	39	38	8
893	Commercial Structure	Participating	325088.85	323872.96	39	38	8
892	Commercial Structure	Participating	325072.97	323854.29	39	38	8
891	Commercial Structure	Participating	325020.34	323873.12	38	38	8
Summary of Maximum and Minimum Sound Levels for Participating Commercial Receptors							
1879	Commercial Structure	Participating	318832.28	328834.77	48	48	31
891	Commercial Structure	Participating	325020.34	323873.12	38	38	8

Table 7-8.1m: Cumulative Total Project Sound Level Modeling Results (Leq (8-Hour)) at Discrete Points - Sorted by Receptor ID [Other and Non-Participating Receptors]

Modeling Receptor ID	Receptor Type	Participation Status	Coordinates NAD83 2011 State Plane New York Central (FIPS 3102)		Cumulative Maximum 8-hr Leq [dBA]	Project Only Maximum 8-hr Leq [dBA]	Fenner Wind Maximum 8-hr Leq [dBA]
			X (m)	Y (m)			
118	Other Structure	Non-Participating	327569.77	320414.73	25	25	7
412	Other Structure	Non-Participating	324040.99	321207.79	24	24	6
462	Other Structure	Non-Participating	329939.45	323374.80	26	26	3
481	Other Structure	Non-Participating	330069.15	325088.93	27	27	4
484	Uninhabitable Residence	Non-Participating	330020.52	325091.57	27	27	4
491	Uninhabitable Residence	Non-Participating	330035.16	325306.41	26	26	4
589	Other Structure	Non-Participating	329922.72	326463.19	25	25	5
602	Other Structure	Non-Participating	328697.73	327290.64	25	25	7
620	Other Structure	Non-Participating	326649.95	325722.39	40	40	8
680	Other Structure	Non-Participating	324991.12	327110.03	33	33	14
695	Other Structure	Non-Participating	324019.12	325983.44	38	36	12
749	Uninhabitable Residence	Non-Participating	325427.50	322587.59	34	33	7
750	Uninhabitable Residence	Non-Participating	326658.78	325974.90	38	38	8
911	Other Structure	Non-Participating	325747.79	321829.83	30	30	6
912	Other Structure	Non-Participating	325960.03	322090.44	32	32	8
913	Other Structure	Non-Participating	325499.84	322229.46	32	32	6
914	Other Structure	Non-Participating	326295.10	322331.28	32	32	6
915	Other Structure	Non-Participating	326388.80	322259.82	32	32	6
916	Other Structure	Non-Participating	326429.68	322190.25	32	31	5
917	Other Structure	Non-Participating	326399.39	322105.37	31	31	5
918	Other Structure	Non-Participating	326563.95	322013.34	31	31	5
919	Other Structure	Non-Participating	326537.42	321888.32	30	30	5
920	Other Structure	Non-Participating	326174.55	321181.43	27	27	5
921	Other Structure	Non-Participating	326695.44	320839.11	26	26	4
922	Other Structure	Non-Participating	326433.16	320452.94	21	21	4
923	Other Structure	Non-Participating	326392.99	320462.32	24	24	4
924	Other Structure	Non-Participating	326312.09	320527.43	25	25	4
925	Other Structure	Non-Participating	326299.87	320512.13	25	24	4
926	Other Structure	Non-Participating	326433.12	320563.38	26	25	4
927	Other Structure	Non-Participating	326419.88	320541.47	25	25	4
928	Other Structure	Non-Participating	326720.68	320546.98	25	24	4
929	Other Structure	Non-Participating	326830.93	320538.82	25	25	4
930	Other Structure	Non-Participating	326792.98	320808.69	26	26	4
931	Other Structure	Non-Participating	326848.21	321346.14	28	28	4
932	Other Structure	Non-Participating	326780.51	321324.08	26	26	4

Table 7-8.1m: Cumulative Total Project Sound Level Modeling Results (Leq (8-Hour)) at Discrete Points - Sorted by Receptor ID [Other and Non-Participating Receptors]

Modeling Receptor ID	Receptor Type	Participation Status	Coordinates NAD83 2011 State Plane New York Central (FIPS 3102)		Cumulative Maximum 8-hr Leq [dBA]	Project Only Maximum 8-hr Leq [dBA]	Fenner Wind Maximum 8-hr Leq [dBA]
			X (m)	Y (m)			
933	Other Structure	Non-Participating	326687.19	321466.29	28	28	5
934	Other Structure	Non-Participating	326712.29	321464.80	29	29	5
935	Other Structure	Non-Participating	327396.16	321276.88	27	27	4
936	Other Structure	Non-Participating	327362.15	320889.53	26	26	5
937	Other Structure	Non-Participating	327412.58	320667.15	24	24	3
938	Other Structure	Non-Participating	327449.21	320721.84	26	26	6
939	Other Structure	Non-Participating	327312.78	320545.75	25	25	3
941	Other Structure	Non-Participating	327390.99	320332.02	25	25	3
942	Other Structure	Non-Participating	327919.48	320363.21	25	24	7
943	Other Structure	Non-Participating	328257.65	320555.28	20	20	3
944	Other Structure	Non-Participating	328149.72	320630.22	22	22	3
945	Other Structure	Non-Participating	328309.79	320741.05	21	20	3
946	Other Structure	Non-Participating	328233.43	320990.58	21	21	3
947	Other Structure	Non-Participating	328235.42	321359.05	22	22	3
948	Other Structure	Non-Participating	328286.16	321910.65	28	28	9
949	Other Structure	Non-Participating	328288.12	322112.27	29	29	10
950	Other Structure	Non-Participating	328226.29	322129.06	29	29	10
951	Other Structure	Non-Participating	326739.25	322251.25	31	31	5
952	Other Structure	Non-Participating	326828.03	322230.17	32	31	5
953	Other Structure	Non-Participating	326827.94	322215.81	31	31	5
954	Other Structure	Non-Participating	326824.93	322048.39	31	31	5
955	Other Structure	Non-Participating	326714.74	322072.12	31	31	5
956	Other Structure	Non-Participating	326656.71	322061.58	31	31	5
957	Other Structure	Non-Participating	326693.96	322078.13	31	31	5
958	Other Structure	Non-Participating	326519.94	322211.94	32	31	5
959	Other Structure	Non-Participating	326630.13	322222.25	32	32	5
960	Other Structure	Non-Participating	326632.01	322281.28	32	32	5
961	Other Structure	Non-Participating	326633.24	322312.83	31	31	5
962	Other Structure	Non-Participating	326665.42	322305.33	32	32	5
965	Other Structure	Non-Participating	326196.23	322564.38	34	34	6
966	Other Structure	Non-Participating	326383.45	322524.57	33	33	6
967	Other Structure	Non-Participating	326324.75	322541.18	34	34	6
968	Other Structure	Non-Participating	326550.76	322425.15	32	32	6
970	Other Structure	Non-Participating	326730.97	322488.43	29	29	5
971	Other Structure	Non-Participating	326995.35	322437.26	33	33	5

Table 7-8.1m: Cumulative Total Project Sound Level Modeling Results (Leq (8-Hour)) at Discrete Points - Sorted by Receptor ID [Other and Non-Participating Receptors]

Modeling Receptor ID	Receptor Type	Participation Status	Coordinates NAD83 2011 State Plane New York Central (FIPS 3102)		Cumulative Maximum 8-hr Leq [dBA]	Project Only Maximum 8-hr Leq [dBA]	Fenner Wind Maximum 8-hr Leq [dBA]
			X (m)	Y (m)			
972	Other Structure	Non-Participating	327041.02	322689.95	34	34	5
973	Other Structure	Non-Participating	327002.98	322848.57	35	35	5
974	Other Structure	Non-Participating	327078.81	323018.33	36	36	6
975	Other Structure	Non-Participating	327112.66	323288.45	38	38	6
976	Other Structure	Non-Participating	327115.74	322224.52	31	31	5
977	Other Structure	Non-Participating	327222.72	322271.45	31	31	5
978	Other Structure	Non-Participating	327125.55	322375.49	32	32	5
979	Other Structure	Non-Participating	327215.16	322375.70	31	31	5
980	Other Structure	Non-Participating	327276.94	322360.52	32	32	5
981	Other Structure	Non-Participating	327411.08	322406.05	31	31	5
982	Other Structure	Non-Participating	327465.45	322338.70	30	30	5
983	Other Structure	Non-Participating	327627.60	322413.81	28	28	5
984	Other Structure	Non-Participating	327790.78	322121.55	30	30	9
985	Other Structure	Non-Participating	327833.48	322215.18	28	28	4
986	Other Structure	Non-Participating	327788.28	322178.27	29	29	8
987	Other Structure	Non-Participating	328207.05	322302.38	28	28	4
988	Other Structure	Non-Participating	328602.70	322447.82	27	27	4
989	Other Structure	Non-Participating	329035.18	322249.44	23	23	3
990	Other Structure	Non-Participating	329252.46	322156.17	25	25	3
991	Other Structure	Non-Participating	329914.09	321570.03	20	19	2
992	Other Structure	Non-Participating	329968.23	321343.49	19	19	2
993	Other Structure	Non-Participating	325120.41	322599.65	33	33	7
994	Other Structure	Non-Participating	324446.37	322763.30	33	33	8
995	Other Structure	Non-Participating	324374.20	322447.69	33	32	7
996	Other Structure	Non-Participating	324339.02	322221.96	31	31	7
997	Other Structure	Non-Participating	324148.28	321742.60	30	29	7
999	Other Structure	Non-Participating	324301.43	321524.92	28	28	6
1000	Other Structure	Non-Participating	324271.58	321564.88	29	28	7
1001	Other Structure	Non-Participating	324229.01	321561.68	29	28	7
1002	Other Structure	Non-Participating	324338.95	321479.73	25	25	6
1004	Other Structure	Non-Participating	323941.87	321372.15	28	27	7
1005	Other Structure	Non-Participating	325147.48	321608.38	30	29	6
1006	Other Structure	Non-Participating	324722.36	321815.03	26	26	6
1007	Other Structure	Non-Participating	325728.29	321416.90	28	28	5
1008	Other Structure	Non-Participating	324178.87	322397.91	30	30	8

Table 7-8.1m: Cumulative Total Project Sound Level Modeling Results (Leq (8-Hour)) at Discrete Points - Sorted by Receptor ID [Other and Non-Participating Receptors]

Modeling Receptor ID	Receptor Type	Participation Status	Coordinates NAD83 2011 State Plane New York Central (FIPS 3102)		Cumulative Maximum 8-hr Leq [dBA]	Project Only Maximum 8-hr Leq [dBA]	Fenner Wind Maximum 8-hr Leq [dBA]
			X (m)	Y (m)			
1009	Other Structure	Non-Participating	323718.82	322666.55	35	35	13
1010	Other Structure	Non-Participating	323730.40	322622.06	35	35	8
1011	Other Structure	Non-Participating	323958.93	323146.08	38	37	12
1012	Other Structure	Non-Participating	324001.40	322885.14	36	36	12
1013	Other Structure	Non-Participating	323766.56	323030.05	38	38	12
1014	Other Structure	Non-Participating	323889.82	323141.21	38	38	12
1015	Other Structure	Non-Participating	323840.09	323165.41	38	38	11
1016	Other Structure	Non-Participating	323567.31	323030.20	39	38	9
1018	Other Structure	Non-Participating	322768.96	323596.52	43	43	14
1019	Other Structure	Non-Participating	322667.63	323521.29	41	41	14
1020	Other Structure	Non-Participating	329973.81	321926.85	20	20	2
1021	Other Structure	Non-Participating	329911.73	322977.07	22	22	3
1022	Other Structure	Non-Participating	329829.87	322944.56	22	22	3
1023	Other Structure	Non-Participating	330306.05	323247.13	25	25	3
1024	Other Structure	Non-Participating	330322.99	323252.16	25	25	3
1026	Other Structure	Non-Participating	330023.95	323915.34	26	26	3
1027	Other Structure	Non-Participating	329976.66	323989.52	26	26	4
1028	Other Structure	Non-Participating	330015.41	325006.53	26	26	4
1029	Other Structure	Non-Participating	330021.35	325107.16	27	27	4
1030	Other Structure	Non-Participating	330000.97	325150.51	25	25	4
1031	Other Structure	Non-Participating	329998.76	325266.03	25	25	4
1032	Other Structure	Non-Participating	330083.43	325328.10	26	26	4
1033	Other Structure	Non-Participating	330162.79	325409.00	26	26	4
1034	Other Structure	Non-Participating	330097.74	325547.50	26	26	4
1035	Other Structure	Non-Participating	330164.32	325727.51	25	25	4
1036	Other Structure	Non-Participating	330665.24	326426.28	23	23	4
1037	Other Structure	Non-Participating	330197.33	325127.39	26	26	4
1038	Other Structure	Non-Participating	330594.93	325074.13	25	25	3
1039	Other Structure	Non-Participating	330604.94	324953.69	25	25	3
1040	Other Structure	Non-Participating	331068.24	325078.89	24	24	7
1041	Other Structure	Non-Participating	331033.86	324866.56	24	24	3
1042	Other Structure	Non-Participating	329945.40	323560.42	27	27	3
1043	Other Structure	Non-Participating	329311.77	323906.07	28	28	4
1044	Other Structure	Non-Participating	329797.34	325002.99	24	24	4
1045	Other Structure	Non-Participating	329873.77	324933.14	27	27	4

Table 7-8.1m: Cumulative Total Project Sound Level Modeling Results (Leq (8-Hour)) at Discrete Points - Sorted by Receptor ID [Other and Non-Participating Receptors]

Modeling Receptor ID	Receptor Type	Participation Status	Coordinates NAD83 2011 State Plane New York Central (FIPS 3102)		Cumulative Maximum 8-hr Leq [dBA]	Project Only Maximum 8-hr Leq [dBA]	Fenner Wind Maximum 8-hr Leq [dBA]
			X (m)	Y (m)			
1046	Other Structure	Non-Participating	328568.33	325013.85	36	36	5
1047	Other Structure	Non-Participating	328487.87	324838.03	37	37	5
1048	Other Structure	Non-Participating	328548.19	324997.78	36	36	6
1050	Other Structure	Non-Participating	328658.47	325378.76	34	34	6
1051	Other Structure	Non-Participating	327116.80	323472.60	40	40	6
1052	Other Structure	Non-Participating	326987.84	323478.50	40	40	6
1058	Other Structure	Non-Participating	326771.44	325364.16	42	42	8
1062	Other Structure	Non-Participating	328096.09	325350.20	39	39	6
1063	Other Structure	Non-Participating	327897.56	325767.53	38	38	7
1064	Other Structure	Non-Participating	328026.71	326100.95	34	34	7
1065	Other Structure	Non-Participating	327522.50	326326.75	33	33	7
1066	Other Structure	Non-Participating	327019.84	326783.77	33	33	14
1067	Other Structure	Non-Participating	327016.51	326842.12	32	32	14
1068	Other Structure	Non-Participating	326579.85	326875.91	33	32	14
1069	Other Structure	Non-Participating	326457.74	326912.81	32	32	14
1070	Other Structure	Non-Participating	326827.72	327124.85	31	31	14
1071	Other Structure	Non-Participating	326671.04	327339.74	31	31	14
1072	Other Structure	Non-Participating	326851.00	327525.88	30	30	15
1073	Other Structure	Non-Participating	328550.01	322612.44	26	26	4
1074	Other Structure	Non-Participating	328499.86	322743.78	26	26	4
1075	Other Structure	Non-Participating	328582.36	322871.75	27	27	4
1076	Other Structure	Non-Participating	328465.75	323063.51	31	31	4
1077	Other Structure	Non-Participating	330076.16	326323.82	26	25	5
1078	Other Structure	Non-Participating	329857.22	326326.74	26	26	5
1079	Other Structure	Non-Participating	329661.00	326892.42	22	22	5
1080	Other Structure	Non-Participating	329781.42	327276.00	21	21	5
1081	Other Structure	Non-Participating	329670.12	327432.08	21	21	5
1082	Other Structure	Non-Participating	329769.86	327548.61	23	23	5
1084	Other Structure	Non-Participating	327890.07	327531.14	29	28	14
1085	Other Structure	Non-Participating	327745.99	327175.04	30	30	13
1086	Other Structure	Non-Participating	327712.03	327144.66	30	30	13
1087	Other Structure	Non-Participating	327403.30	326820.12	32	32	14
1088	Other Structure	Non-Participating	326599.31	326178.73	36	36	9
1089	Other Structure	Non-Participating	326398.66	326636.40	33	33	9
1090	Other Structure	Non-Participating	326339.69	326934.82	31	31	14

Table 7-8.1m: Cumulative Total Project Sound Level Modeling Results (Leq (8-Hour)) at Discrete Points - Sorted by Receptor ID [Other and Non-Participating Receptors]

Modeling Receptor ID	Receptor Type	Participation Status	Coordinates NAD83 2011 State Plane New York Central (FIPS 3102)		Cumulative Maximum 8-hr Leq [dBA]	Project Only Maximum 8-hr Leq [dBA]	Fenner Wind Maximum 8-hr Leq [dBA]
			X (m)	Y (m)			
1093	Other Structure	Non-Participating	325895.39	326973.96	32	32	13
1094	Other Structure	Non-Participating	325744.51	327209.49	31	31	13
1095	Other Structure	Non-Participating	325742.99	327549.78	31	31	15
1096	Other Structure	Non-Participating	325606.79	328054.27	28	28	11
1097	Other Structure	Non-Participating	325665.49	328119.62	30	29	16
1098	Other Structure	Non-Participating	325679.50	328218.76	29	29	17
1099	Other Structure	Non-Participating	325753.53	328312.85	29	29	17
1100	Other Structure	Non-Participating	325765.49	328284.83	29	29	17
1101	Other Structure	Non-Participating	325750.43	328267.35	29	29	16
1102	Other Structure	Non-Participating	325463.26	326968.72	33	32	13
1103	Other Structure	Non-Participating	325665.82	328395.13	29	28	17
1104	Other Structure	Non-Participating	325628.64	328532.60	29	28	17
1105	Other Structure	Non-Participating	326366.82	328532.77	28	27	16
1106	Other Structure	Non-Participating	326866.25	328429.98	28	27	15
1107	Other Structure	Non-Participating	326870.82	328466.60	28	27	15
1108	Other Structure	Non-Participating	326022.61	325718.83	42	42	15
1109	Other Structure	Non-Participating	325639.01	326011.45	38	38	10
1110	Other Structure	Non-Participating	325723.58	326051.31	38	38	10
1111	Other Structure	Non-Participating	325729.76	326112.44	37	37	10
1112	Other Structure	Non-Participating	325741.40	326218.44	36	36	10
1113	Other Structure	Non-Participating	325644.77	326799.79	33	32	13
1114	Other Structure	Non-Participating	325254.34	326799.37	33	32	14
1115	Other Structure	Non-Participating	325240.75	326892.41	33	33	13
1116	Other Structure	Non-Participating	325367.16	326963.48	33	32	13
1117	Other Structure	Non-Participating	324636.50	328365.31	30	30	13
1118	Other Structure	Non-Participating	323920.13	328066.70	33	33	14
1119	Other Structure	Non-Participating	324098.99	327992.87	33	33	14
1120	Other Structure	Non-Participating	324300.97	327935.49	33	32	13
1121	Other Structure	Non-Participating	324342.93	327561.64	34	34	13
1123	Other Structure	Non-Participating	325323.70	325582.46	40	39	13
1124	Other Structure	Non-Participating	323667.05	327394.95	38	38	15
1125	Other Structure	Non-Participating	323751.58	327372.87	38	38	15
1126	Other Structure	Non-Participating	323881.70	326742.76	41	40	13
1127	Other Structure	Non-Participating	323892.51	326704.72	41	40	13
1128	Other Structure	Non-Participating	323967.35	326704.37	40	39	13

Table 7-8.1m: Cumulative Total Project Sound Level Modeling Results (Leq (8-Hour)) at Discrete Points - Sorted by Receptor ID [Other and Non-Participating Receptors]

Modeling Receptor ID	Receptor Type	Participation Status	Coordinates NAD83 2011 State Plane New York Central (FIPS 3102)		Cumulative Maximum 8-hr Leq [dBA]	Project Only Maximum 8-hr Leq [dBA]	Fenner Wind Maximum 8-hr Leq [dBA]
			X (m)	Y (m)			
1130	Other Structure	Non-Participating	324323.73	325521.34	41	39	11
1131	Other Structure	Non-Participating	322882.40	326117.48	42	42	13
1132	Other Structure	Non-Participating	323089.76	325454.68	40	39	12
1133	Other Structure	Non-Participating	323114.97	325565.48	40	39	12
1134	Other Structure	Non-Participating	324362.59	323896.97	40	40	9
1135	Other Structure	Non-Participating	324442.51	323849.41	39	39	9
1136	Other Structure	Non-Participating	324417.97	323839.93	39	39	9
1137	Other Structure	Non-Participating	324361.51	323988.16	41	40	9
1138	Other Structure	Non-Participating	322569.89	325206.55	39	38	13
1142	Other Structure	Non-Participating	325531.74	326674.47	33	33	14
1143	Other Structure	Non-Participating	328104.06	320425.18	23	23	6
1149	Other Structure	Non-Participating	329968.54	325124.57	27	26	4
1151	Other Structure	Non-Participating	330048.73	326332.33	26	26	5
1154	Other Structure	Non-Participating	325855.64	326639.69	33	33	14
1155	Other Structure	Non-Participating	325009.86	326305.83	36	35	15
1158	Other Structure	Non-Participating	324390.06	323878.53	40	39	9
1159	Other Structure	Non-Participating	324387.15	323987.08	41	40	9
1160	Other Structure	Non-Participating	323107.91	324885.25	40	39	12
1162	Other Structure	Non-Participating	323271.75	324925.88	41	40	11
1170	Uninhabitable Residence	Non-Participating	329676.46	327804.52	20	20	6
1172	Other Structure	Non-Participating	327209.81	325397.87	44	44	7
1180	Other Structure	Non-Participating	323341.35	322399.75	33	33	8
1181	Other Structure	Non-Participating	326889.51	320634.53	25	25	4
1182	Other Structure	Non-Participating	326888.51	320657.54	25	25	4
1204	Other Structure	Non-Participating	315578.61	331517.42	39	26	38
1286	Other Structure	Non-Participating	322378.49	323100.70	36	36	11
1302	Other Structure	Non-Participating	313003.01	327003.84	27	25	22
1303	Other Structure	Non-Participating	314724.48	331396.45	34	25	33
1304	Other Structure	Non-Participating	314236.77	327373.63	31	29	23
1305	Other Structure	Non-Participating	313962.55	327631.86	30	28	23
1306	Other Structure	Non-Participating	313478.52	328774.88	27	24	21
1307	Other Structure	Non-Participating	314359.62	330014.40	32	26	30
1308	Other Structure	Non-Participating	315753.64	332138.16	41	25	40
1309	Other Structure	Non-Participating	317146.03	332061.13	47	27	47
1310	Other Structure	Non-Participating	318050.11	332095.73	41	27	40

Table 7-8.1m: Cumulative Total Project Sound Level Modeling Results (Leq (8-Hour)) at Discrete Points - Sorted by Receptor ID [Other and Non-Participating Receptors]

Modeling Receptor ID	Receptor Type	Participation Status	Coordinates NAD83 2011 State Plane New York Central (FIPS 3102)		Cumulative Maximum 8-hr Leq [dBA]	Project Only Maximum 8-hr Leq [dBA]	Fenner Wind Maximum 8-hr Leq [dBA]
			X (m)	Y (m)			
1311	Other Structure	Non-Participating	318861.46	332982.28	34	25	34
1312	Other Structure	Non-Participating	318701.47	333470.70	33	24	33
1313	Other Structure	Non-Participating	318830.31	333476.40	33	24	32
1314	Other Structure	Non-Participating	319219.03	333313.90	33	24	32
1315	Other Structure	Non-Participating	319558.52	333306.26	32	24	31
1316	Other Structure	Non-Participating	317317.04	333551.41	33	21	32
1317	Other Structure	Non-Participating	318928.89	332985.76	34	25	34
1318	Other Structure	Non-Participating	318940.58	332181.83	37	26	37
1319	Other Structure	Non-Participating	319002.13	332103.01	38	26	37
1320	Other Structure	Non-Participating	318928.16	331682.94	42	25	42
1321	Other Structure	Non-Participating	318457.26	331635.95	44	28	43
1322	Other Structure	Non-Participating	318283.85	331698.53	42	28	42
1323	Other Structure	Non-Participating	316854.34	330952.33	49	30	49
1324	Other Structure	Non-Participating	316842.78	330513.60	48	32	48
1325	Other Structure	Non-Participating	315338.46	330221.76	35	27	35
1326	Other Structure	Non-Participating	315769.32	330184.48	38	28	37
1327	Other Structure	Non-Participating	316879.42	329389.63	39	35	37
1328	Other Structure	Non-Participating	316758.86	329357.41	39	35	36
1329	Other Structure	Non-Participating	314783.24	328597.48	33	30	28
1330	Other Structure	Non-Participating	314820.52	328833.90	33	30	29
1331	Other Structure	Non-Participating	314731.75	328934.19	33	30	28
1332	Other Structure	Non-Participating	314635.73	327847.18	33	31	21
1333	Other Structure	Non-Participating	315252.38	325610.21	32	31	17
1334	Other Structure	Non-Participating	315252.83	324271.48	28	27	17
1335	Other Structure	Non-Participating	315888.75	324226.64	29	28	17
1336	Other Structure	Non-Participating	315942.67	324199.68	28	28	14
1337	Other Structure	Non-Participating	315832.35	324123.20	28	28	17
1338	Other Structure	Non-Participating	315751.58	323624.11	27	27	18
1339	Other Structure	Non-Participating	316078.36	323937.35	28	27	14
1340	Other Structure	Non-Participating	316142.51	323662.02	28	27	18
1341	Other Structure	Non-Participating	316235.27	323668.24	28	27	18
1342	Other Structure	Non-Participating	316592.95	323519.61	28	28	13
1343	Other Structure	Non-Participating	315928.09	324319.75	29	28	15
1344	Other Structure	Non-Participating	316204.61	324208.18	26	25	14
1345	Other Structure	Non-Participating	318285.87	324060.86	30	29	18

Table 7-8.1m: Cumulative Total Project Sound Level Modeling Results (Leq (8-Hour)) at Discrete Points - Sorted by Receptor ID [Other and Non-Participating Receptors]

Modeling Receptor ID	Receptor Type	Participation Status	Coordinates NAD83 2011 State Plane New York Central (FIPS 3102)		Cumulative Maximum 8-hr Leq [dBA]	Project Only Maximum 8-hr Leq [dBA]	Fenner Wind Maximum 8-hr Leq [dBA]
			X (m)	Y (m)			
1346	Other Structure	Non-Participating	318330.71	323924.89	26	26	14
1347	Other Structure	Non-Participating	317924.80	323615.41	29	29	13
1348	Other Structure	Non-Participating	317967.87	326252.19	42	42	20
1349	Other Structure	Non-Participating	318025.94	326293.06	41	41	19
1350	Other Structure	Non-Participating	318007.03	326758.44	41	41	21
1351	Other Structure	Non-Participating	317830.57	326862.15	41	41	21
1352	Other Structure	Non-Participating	317483.34	327547.59	41	41	23
1353	Uninhabitable Residence	Non-Participating	317445.26	327510.19	41	41	23
1354	Other Structure	Non-Participating	317083.62	327325.03	42	42	23
1355	Other Structure	Non-Participating	316895.66	327118.47	44	44	23
1356	Other Structure	Non-Participating	317248.23	329173.60	40	39	35
1357	Other Structure	Non-Participating	317584.54	329007.81	42	42	30
1358	Other Structure	Non-Participating	318279.50	329674.45	44	43	36
1359	Other Structure	Non-Participating	319039.03	329746.32	41	40	34
1360	Other Structure	Non-Participating	319121.20	329629.43	41	41	33
1361	Other Structure	Non-Participating	319775.99	329464.40	40	39	31
1362	Other Structure	Non-Participating	319914.74	329076.51	41	40	28
1363	Other Structure	Non-Participating	319950.57	328307.72	41	41	26
1364	Other Structure	Non-Participating	317668.43	327310.91	41	41	25
1366	Other Structure	Non-Participating	320578.83	331496.39	32	28	31
1367	Other Structure	Non-Participating	320240.75	331397.70	34	29	33
1368	Other Structure	Non-Participating	319933.28	332566.55	33	26	32
1369	Other Structure	Non-Participating	321023.01	331014.06	32	29	29
1370	Other Structure	Non-Participating	321929.28	329227.03	32	31	24
1371	Other Structure	Non-Participating	322288.73	329298.61	31	29	24
1372	Other Structure	Non-Participating	323180.50	329372.93	29	27	22
1373	Other Structure	Non-Participating	322775.23	330114.71	29	27	23
1374	Other Structure	Non-Participating	322703.97	330871.45	29	27	24
1375	Other Structure	Non-Participating	323270.92	329761.67	29	28	22
1376	Other Structure	Non-Participating	323329.15	329708.23	29	28	22
1377	Other Structure	Non-Participating	323498.59	329812.09	29	27	21
1378	Other Structure	Non-Participating	323290.46	329840.43	29	28	22
1379	Other Structure	Non-Participating	324572.39	329653.98	28	27	19
1380	Other Structure	Non-Participating	323764.61	329463.24	28	27	21
1381	Other Structure	Non-Participating	324000.09	329100.09	27	26	19

Table 7-8.1m: Cumulative Total Project Sound Level Modeling Results (Leq (8-Hour)) at Discrete Points - Sorted by Receptor ID [Other and Non-Participating Receptors]

Modeling Receptor ID	Receptor Type	Participation Status	Coordinates NAD83 2011 State Plane New York Central (FIPS 3102)		Cumulative Maximum 8-hr Leq [dBA]	Project Only Maximum 8-hr Leq [dBA]	Fenner Wind Maximum 8-hr Leq [dBA]
			X (m)	Y (m)			
1382	Other Structure	Non-Participating	323469.68	328122.91	34	33	15
1383	Other Structure	Non-Participating	323305.27	328251.07	33	32	15
1384	Other Structure	Non-Participating	322996.15	329319.66	29	28	22
1385	Other Structure	Non-Participating	322485.59	327517.32	38	37	21
1386	Other Structure	Non-Participating	322467.53	327513.85	38	37	21
1387	Other Structure	Non-Participating	320994.33	327539.98	38	37	19
1388	Other Structure	Non-Participating	321924.39	327555.91	38	37	22
1389	Other Structure	Non-Participating	322047.05	327592.90	37	37	22
1390	Other Structure	Non-Participating	322378.05	327831.14	36	36	22
1393	Other Structure	Non-Participating	320974.93	326062.30	40	40	16
1394	Other Structure	Non-Participating	320571.35	325988.92	41	41	16
1395	Other Structure	Non-Participating	320707.00	326260.82	42	41	17
1396	Other Structure	Non-Participating	321561.34	325443.95	40	40	14
1398	Other Structure	Non-Participating	319828.35	325368.69	38	38	16
1399	Other Structure	Non-Participating	319408.77	323882.38	27	27	13
1400	Other Structure	Non-Participating	319369.46	323944.70	27	27	13
1401	Other Structure	Non-Participating	319340.92	323904.95	27	27	13
1402	Other Structure	Non-Participating	319610.74	323757.30	27	27	13
1403	Other Structure	Non-Participating	319775.51	323580.80	28	28	12
1404	Other Structure	Non-Participating	319084.50	322427.86	23	22	11
1405	Other Structure	Non-Participating	319110.58	322696.95	24	23	11
1407	Other Structure	Non-Participating	320562.51	322376.65	28	28	10
1408	Other Structure	Non-Participating	321285.77	322609.63	30	29	10
1420	Other Structure	Non-Participating	314397.28	329980.92	32	27	30
1424	Other Structure	Non-Participating	316379.15	328938.57	38	35	33
1435	Uninhabitable Residence	Non-Participating	323164.68	329684.71	29	27	22
1436	Uninhabitable Residence	Non-Participating	323216.50	329943.53	29	28	22
1437	Uninhabitable Residence	Non-Participating	320795.04	323737.37	34	34	12
1495	Uninhabitable Residence	Non-Participating	313666.97	328664.44	28	25	21
1518	Other Structure	Non-Participating	314311.74	330093.18	32	26	30
1560	Uninhabitable Residence	Non-Participating	318770.01	333472.83	33	24	32
1591	Other Structure	Non-Participating	316752.13	330029.39	43	33	42
1594	Other Structure	Non-Participating	315955.43	329955.99	38	31	37
1596	Other Structure	Non-Participating	315780.10	330089.50	38	30	37
1663	Other Structure	Non-Participating	315191.09	325642.82	32	31	18

Table 7-8.1m: Cumulative Total Project Sound Level Modeling Results (Leq (8-Hour)) at Discrete Points - Sorted by Receptor ID [Other and Non-Participating Receptors]

Modeling Receptor ID	Receptor Type	Participation Status	Coordinates NAD83 2011 State Plane New York Central (FIPS 3102)		Cumulative Maximum 8-hr Leq [dBA]	Project Only Maximum 8-hr Leq [dBA]	Fenner Wind Maximum 8-hr Leq [dBA]
			X (m)	Y (m)			
1798	Other Structure	Non-Participating	318265.60	324749.32	33	33	19
1854	Other Structure	Non-Participating	316794.89	328352.51	40	38	30
1923	Other Structure	Non-Participating	320514.55	330716.65	33	30	31
1924	Uninhabitable Residence	Non-Participating	320473.96	330853.12	34	30	31
1951	Uninhabitable Residence	Non-Participating	320317.19	331577.43	33	28	32
1972	Uninhabitable Residence	Non-Participating	323048.61	329386.03	29	27	22
2017	Uninhabitable Residence	Non-Participating	323350.10	329873.49	29	28	22
2025	Uninhabitable Residence	Non-Participating	323147.65	329856.55	29	27	22
2035	Other Structure	Non-Participating	323505.03	330037.11	27	26	16
2070	Uninhabitable Residence	Non-Participating	323188.70	328677.66	31	31	16
2115	Other Structure	Non-Participating	320833.86	326112.17	41	40	16
2123	Other Structure	Non-Participating	320035.74	325178.46	37	36	15
2145	Uninhabitable Residence	Non-Participating	321305.89	324003.25	38	38	12
2146	Uninhabitable Residence	Non-Participating	321296.68	324239.95	40	40	12
2205	Other Structure	Non-Participating	317703.22	322971.96	27	27	12
2207	Other Structure	Non-Participating	317058.07	322752.09	26	26	16
2209	Other Structure	Non-Participating	319843.13	322657.14	28	28	11
2211	Other Structure	Non-Participating	320289.45	322217.39	28	27	10
2212	Other Structure	Non-Participating	318987.54	322594.00	23	23	11
2214	Other Structure	Non-Participating	321418.73	322722.89	30	30	10
2215	Other Structure	Non-Participating	319010.06	322564.76	23	23	11
2218	Other Structure	Non-Participating	315662.22	322967.73	25	23	17
2219	Other Structure	Non-Participating	321413.78	322721.42	30	30	10
2220	Other Structure	Non-Participating	317067.96	322775.05	26	26	16
2221	Other Structure	Non-Participating	319476.95	322635.90	24	23	11
2222	Other Structure	Non-Participating	320050.92	322098.04	27	27	10
2223	Other Structure	Non-Participating	317340.93	323389.67	28	27	13
2224	Other Structure	Non-Participating	315711.98	323081.80	22	21	12
2225	Other Structure	Non-Participating	320647.91	322381.46	28	27	10
2226	Other Structure	Non-Participating	319656.17	322701.60	27	27	11
2227	Other Structure	Non-Participating	315593.95	323354.67	26	25	17
2228	Other Structure	Non-Participating	315896.91	324200.07	29	28	17
2231	Other Structure	Non-Participating	322305.25	321259.93	27	27	8
2232	Other Structure	Non-Participating	323657.16	320828.94	27	26	6
2233	Other Structure	Non-Participating	320154.78	322581.04	27	27	11

Table 7-8.1m: Cumulative Total Project Sound Level Modeling Results (Leq (8-Hour)) at Discrete Points - Sorted by Receptor ID [Other and Non-Participating Receptors]

Modeling Receptor ID	Receptor Type	Participation Status	Coordinates NAD83 2011 State Plane New York Central (FIPS 3102)		Cumulative Maximum 8-hr Leq [dBA]	Project Only Maximum 8-hr Leq [dBA]	Fenner Wind Maximum 8-hr Leq [dBA]
			X (m)	Y (m)			
2234	Other Structure	Non-Participating	321055.55	322623.34	27	27	10
2235	Other Structure	Non-Participating	321579.55	322766.04	30	30	10
2236	Other Structure	Non-Participating	316996.72	322864.03	27	26	16
2237	Other Structure	Non-Participating	319687.26	322630.79	28	27	11
2238	Other Structure	Non-Participating	322327.98	321131.09	26	26	7
2239	Other Structure	Non-Participating	315608.16	323422.04	26	26	17
2241	Other Structure	Non-Participating	320864.63	322486.69	27	26	10
2242	Other Structure	Non-Participating	322360.26	321455.91	28	28	8
2244	Other Structure	Non-Participating	315691.63	323065.30	23	22	13
2245	Other Structure	Non-Participating	320140.82	322597.03	28	27	11
2246	Other Structure	Non-Participating	320049.57	322080.52	27	27	10
2247	Other Structure	Non-Participating	318127.33	322688.93	23	22	11
2248	Other Structure	Non-Participating	317000.80	322821.30	26	26	16
2249	Other Structure	Non-Participating	317501.17	323331.39	28	27	13
2250	Other Structure	Non-Participating	320284.65	322219.83	28	27	10
2252	Other Structure	Non-Participating	314311.30	323836.85	25	25	12
2253	Other Structure	Non-Participating	321448.05	322679.46	30	30	10
2254	Other Structure	Non-Participating	322454.19	321494.32	28	28	8
2255	Other Structure	Non-Participating	322788.16	320590.09	26	26	6
2256	Other Structure	Non-Participating	321506.83	322735.91	28	27	10
2259	Other Structure	Non-Participating	319480.80	322537.90	24	23	11
2260	Other Structure	Non-Participating	315825.24	323999.20	28	27	17
2261	Other Structure	Non-Participating	319734.70	322582.16	28	27	11
2262	Other Structure	Non-Participating	320005.93	322720.19	28	28	11
2263	Other Structure	Non-Participating	323644.09	320846.32	27	27	6
2264	Other Structure	Non-Participating	315589.26	323539.59	27	26	18
2265	Other Structure	Non-Participating	319101.18	322547.51	23	23	11
2266	Other Structure	Non-Participating	314015.93	324412.05	24	23	13
2267	Other Structure	Non-Participating	315834.15	324000.79	28	27	17
2268	Other Structure	Non-Participating	321670.28	322746.73	28	28	10
2269	Other Structure	Non-Participating	319813.07	322633.01	28	28	11
2271	Other Structure	Non-Participating	321518.86	322735.63	30	30	10
2274	Other Structure	Non-Participating	320123.08	322442.56	26	26	10
2275	Other Structure	Non-Participating	320622.75	322395.61	28	27	10
2276	Other Structure	Non-Participating	317639.38	322691.29	23	22	11

Table 7-8.1m: Cumulative Total Project Sound Level Modeling Results (Leq (8-Hour)) at Discrete Points - Sorted by Receptor ID [Other and Non-Participating Receptors]

Modeling Receptor ID	Receptor Type	Participation Status	Coordinates NAD83 2011 State Plane New York Central (FIPS 3102)		Cumulative Maximum 8-hr Leq [dBA]	Project Only Maximum 8-hr Leq [dBA]	Fenner Wind Maximum 8-hr Leq [dBA]
			X (m)	Y (m)			
2277	Other Structure	Non-Participating	319527.20	322513.06	24	23	11
2279	Other Structure	Non-Participating	315815.59	324151.20	28	28	17
2280	Other Structure	Non-Participating	314356.99	324372.35	25	24	13
2281	Other Structure	Non-Participating	323007.40	320666.72	26	26	6
2283	Other Structure	Non-Participating	320698.38	322515.38	26	26	10
2284	Other Structure	Non-Participating	319080.34	322576.24	23	23	11
2287	Other Structure	Non-Participating	319349.55	323904.91	27	27	13
2291	Other Structure	Non-Participating	320780.79	326136.43	41	40	16
2299	Uninhabitable Residence	Non-Participating	318489.23	333474.94	33	22	33
2303	Other Structure	Non-Participating	322825.06	330139.69	29	27	23
2305	Other Structure	Non-Participating	315298.19	331494.85	37	25	36
2309	Other Structure	Non-Participating	315245.36	326638.79	35	34	19
2313	Other Structure	Non-Participating	314837.21	330359.69	34	27	33
2314	Other Structure	Non-Participating	317450.15	323827.68	28	28	14
2315	Other Structure	Non-Participating	317494.63	323738.77	28	28	13
2316	Other Structure	Non-Participating	317498.91	323727.25	28	28	13
2317	Other Structure	Non-Participating	317528.86	323754.60	28	28	13
2318	Other Structure	Non-Participating	315993.28	324226.41	29	28	14
2319	Other Structure	Non-Participating	315970.96	324225.32	29	28	14
2320	Other Structure	Non-Participating	316133.42	324212.00	26	25	14
2321	Other Structure	Non-Participating	316164.61	324281.24	26	25	14
2322	Other Structure	Non-Participating	316151.82	324289.84	26	25	14
2329	Other Structure	Non-Participating	315920.15	328339.92	42	39	30
2330	Other Structure	Non-Participating	317822.66	328416.47	45	44	27
2332	Other Structure	Non-Participating	317647.41	329132.20	43	42	34
Summary of Maximum and Minimum Sound Levels for Non-Participating Other Receptors							
1323	Other Structure	Non-Participating	316854.34	330952.33	49	30	49
992	Other Structure	Non-Participating	329968.23	321343.49	19	19	2

Table 7-8.1n: Cumulative Total Project Sound Level Modeling Results (Leq (8-Hour)) at Discrete Points - Sorted by Sound Level [Other and Non-Participating Receptors]

Modeling Receptor ID	Receptor Type	Participation Status	Coordinates NAD83 2011 State Plane New York Central (FIPS 3102)		Cumulative Maximum 8-hr Leq [dBA]	Project Only Maximum 8-hr Leq [dBA]	Fenner Wind Maximum 8-hr Leq [dBA]
			X (m)	Y (m)			
1323	Other Structure	Non-Participating	316854.34	330952.33	49	30	49
1324	Other Structure	Non-Participating	316842.78	330513.60	48	32	48
1309	Other Structure	Non-Participating	317146.03	332061.13	47	27	47
2330	Other Structure	Non-Participating	317822.66	328416.47	45	44	27
1355	Other Structure	Non-Participating	316895.66	327118.47	44	44	23
1358	Other Structure	Non-Participating	318279.50	329674.45	44	43	36
1172	Other Structure	Non-Participating	327209.81	325397.87	44	44	7
1321	Other Structure	Non-Participating	318457.26	331635.95	44	28	43
1018	Other Structure	Non-Participating	322768.96	323596.52	43	43	14
2332	Other Structure	Non-Participating	317647.41	329132.20	43	42	34
1591	Other Structure	Non-Participating	316752.13	330029.39	43	33	42
1354	Other Structure	Non-Participating	317083.62	327325.03	42	42	23
1357	Other Structure	Non-Participating	317584.54	329007.81	42	42	30
1058	Other Structure	Non-Participating	326771.44	325364.16	42	42	8
1131	Other Structure	Non-Participating	322882.40	326117.48	42	42	13
1348	Other Structure	Non-Participating	317967.87	326252.19	42	42	20
1108	Other Structure	Non-Participating	326022.61	325718.83	42	42	15
1322	Other Structure	Non-Participating	318283.85	331698.53	42	28	42
1320	Other Structure	Non-Participating	318928.16	331682.94	42	25	42
2329	Other Structure	Non-Participating	315920.15	328339.92	42	39	30
1395	Other Structure	Non-Participating	320707.00	326260.82	42	41	17
1137	Other Structure	Non-Participating	324361.51	323988.16	41	40	9
1159	Other Structure	Non-Participating	324387.15	323987.08	41	40	9
1364	Other Structure	Non-Participating	317668.43	327310.91	41	41	25
1162	Other Structure	Non-Participating	323271.75	324925.88	41	40	11
1353	Uninhabitable Residence	Non-Participating	317445.26	327510.19	41	41	23
1352	Other Structure	Non-Participating	317483.34	327547.59	41	41	23
1019	Other Structure	Non-Participating	322667.63	323521.29	41	41	14
1363	Other Structure	Non-Participating	319950.57	328307.72	41	41	26
1349	Other Structure	Non-Participating	318025.94	326293.06	41	41	19
1350	Other Structure	Non-Participating	318007.03	326758.44	41	41	21
1351	Other Structure	Non-Participating	317830.57	326862.15	41	41	21
1126	Other Structure	Non-Participating	323881.70	326742.76	41	40	13
1360	Other Structure	Non-Participating	319121.20	329629.43	41	41	33
1362	Other Structure	Non-Participating	319914.74	329076.51	41	40	28

Table 7-8.1n: Cumulative Total Project Sound Level Modeling Results (Leq (8-Hour)) at Discrete Points - Sorted by Sound Level [Other and Non-Participating Receptors]

Modeling Receptor ID	Receptor Type	Participation Status	Coordinates NAD83 2011 State Plane New York Central (FIPS 3102)		Cumulative Maximum 8-hr Leq [dBA]	Project Only Maximum 8-hr Leq [dBA]	Fenner Wind Maximum 8-hr Leq [dBA]
			X (m)	Y (m)			
1359	Other Structure	Non-Participating	319039.03	329746.32	41	40	34
1310	Other Structure	Non-Participating	318050.11	332095.73	41	27	40
1308	Other Structure	Non-Participating	315753.64	332138.16	41	25	40
1130	Other Structure	Non-Participating	324323.73	325521.34	41	39	11
1394	Other Structure	Non-Participating	320571.35	325988.92	41	41	16
1127	Other Structure	Non-Participating	323892.51	326704.72	41	40	13
2115	Other Structure	Non-Participating	320833.86	326112.17	41	40	16
2291	Other Structure	Non-Participating	320780.79	326136.43	41	40	16
1134	Other Structure	Non-Participating	324362.59	323896.97	40	40	9
1158	Other Structure	Non-Participating	324390.06	323878.53	40	39	9
1160	Other Structure	Non-Participating	323107.91	324885.25	40	39	12
1052	Other Structure	Non-Participating	326987.84	323478.50	40	40	6
1396	Other Structure	Non-Participating	321561.34	325443.95	40	40	14
620	Other Structure	Non-Participating	326649.95	325722.39	40	40	8
1356	Other Structure	Non-Participating	317248.23	329173.60	40	39	35
1361	Other Structure	Non-Participating	319775.99	329464.40	40	39	31
1051	Other Structure	Non-Participating	327116.80	323472.60	40	40	6
2146	Uninhabitable Residence	Non-Participating	321296.68	324239.95	40	40	12
1123	Other Structure	Non-Participating	325323.70	325582.46	40	39	13
1133	Other Structure	Non-Participating	323114.97	325565.48	40	39	12
1128	Other Structure	Non-Participating	323967.35	326704.37	40	39	13
1132	Other Structure	Non-Participating	323089.76	325454.68	40	39	12
1393	Other Structure	Non-Participating	320974.93	326062.30	40	40	16
1854	Other Structure	Non-Participating	316794.89	328352.51	40	38	30
1135	Other Structure	Non-Participating	324442.51	323849.41	39	39	9
1136	Other Structure	Non-Participating	324417.97	323839.93	39	39	9
1016	Other Structure	Non-Participating	323567.31	323030.20	39	38	9
1138	Other Structure	Non-Participating	322569.89	325206.55	39	38	13
1062	Other Structure	Non-Participating	328096.09	325350.20	39	39	6
1328	Other Structure	Non-Participating	316758.86	329357.41	39	35	36
1327	Other Structure	Non-Participating	316879.42	329389.63	39	35	37
1204	Other Structure	Non-Participating	315578.61	331517.42	39	26	38
1015	Other Structure	Non-Participating	323840.09	323165.41	38	38	11
1398	Other Structure	Non-Participating	319828.35	325368.69	38	38	16
1013	Other Structure	Non-Participating	323766.56	323030.05	38	38	12

Table 7-8.1n: Cumulative Total Project Sound Level Modeling Results (Leq (8-Hour)) at Discrete Points - Sorted by Sound Level [Other and Non-Participating Receptors]

Modeling Receptor ID	Receptor Type	Participation Status	Coordinates NAD83 2011 State Plane New York Central (FIPS 3102)		Cumulative Maximum 8-hr Leq [dBA]	Project Only Maximum 8-hr Leq [dBA]	Fenner Wind Maximum 8-hr Leq [dBA]
			X (m)	Y (m)			
1014	Other Structure	Non-Participating	323889.82	323141.21	38	38	12
1386	Other Structure	Non-Participating	322467.53	327513.85	38	37	21
975	Other Structure	Non-Participating	327112.66	323288.45	38	38	6
1124	Other Structure	Non-Participating	323667.05	327394.95	38	38	15
750	Uninhabitable Residence	Non-Participating	326658.78	325974.90	38	38	8
1011	Other Structure	Non-Participating	323958.93	323146.08	38	37	12
1125	Other Structure	Non-Participating	323751.58	327372.87	38	38	15
1385	Other Structure	Non-Participating	322485.59	327517.32	38	37	21
1109	Other Structure	Non-Participating	325639.01	326011.45	38	38	10
1110	Other Structure	Non-Participating	325723.58	326051.31	38	38	10
1063	Other Structure	Non-Participating	327897.56	325767.53	38	38	7
2145	Uninhabitable Residence	Non-Participating	321305.89	324003.25	38	38	12
1594	Other Structure	Non-Participating	315955.43	329955.99	38	31	37
1596	Other Structure	Non-Participating	315780.10	330089.50	38	30	37
1326	Other Structure	Non-Participating	315769.32	330184.48	38	28	37
1319	Other Structure	Non-Participating	319002.13	332103.01	38	26	37
1387	Other Structure	Non-Participating	320994.33	327539.98	38	37	19
695	Other Structure	Non-Participating	324019.12	325983.44	38	36	12
1388	Other Structure	Non-Participating	321924.39	327555.91	38	37	22
1424	Other Structure	Non-Participating	316379.15	328938.57	38	35	33
1111	Other Structure	Non-Participating	325729.76	326112.44	37	37	10
2123	Other Structure	Non-Participating	320035.74	325178.46	37	36	15
1389	Other Structure	Non-Participating	322047.05	327592.90	37	37	22
1047	Other Structure	Non-Participating	328487.87	324838.03	37	37	5
1318	Other Structure	Non-Participating	318940.58	332181.83	37	26	37
2305	Other Structure	Non-Participating	315298.19	331494.85	37	25	36
1112	Other Structure	Non-Participating	325741.40	326218.44	36	36	10
1088	Other Structure	Non-Participating	326599.31	326178.73	36	36	9
974	Other Structure	Non-Participating	327078.81	323018.33	36	36	6
1390	Other Structure	Non-Participating	322378.05	327831.14	36	36	22
1046	Other Structure	Non-Participating	328568.33	325013.85	36	36	5
1286	Other Structure	Non-Participating	322378.49	323100.70	36	36	11
1012	Other Structure	Non-Participating	324001.40	322885.14	36	36	12
1048	Other Structure	Non-Participating	328548.19	324997.78	36	36	6
1155	Other Structure	Non-Participating	325009.86	326305.83	36	35	15

Table 7-8.1n: Cumulative Total Project Sound Level Modeling Results (Leq (8-Hour)) at Discrete Points - Sorted by Sound Level [Other and Non-Participating Receptors]

Modeling Receptor ID	Receptor Type	Participation Status	Coordinates NAD83 2011 State Plane New York Central (FIPS 3102)		Cumulative Maximum 8-hr Leq [dBA]	Project Only Maximum 8-hr Leq [dBA]	Fenner Wind Maximum 8-hr Leq [dBA]
			X (m)	Y (m)			
1325	Other Structure	Non-Participating	315338.46	330221.76	35	27	35
1009	Other Structure	Non-Participating	323718.82	322666.55	35	35	13
973	Other Structure	Non-Participating	327002.98	322848.57	35	35	5
1010	Other Structure	Non-Participating	323730.40	322622.06	35	35	8
2309	Other Structure	Non-Participating	315245.36	326638.79	35	34	19
1121	Other Structure	Non-Participating	324342.93	327561.64	34	34	13
1064	Other Structure	Non-Participating	328026.71	326100.95	34	34	7
1050	Other Structure	Non-Participating	328658.47	325378.76	34	34	6
965	Other Structure	Non-Participating	326196.23	322564.38	34	34	6
972	Other Structure	Non-Participating	327041.02	322689.95	34	34	5
749	Uninhabitable Residence	Non-Participating	325427.50	322587.59	34	33	7
1437	Uninhabitable Residence	Non-Participating	320795.04	323737.37	34	34	12
967	Other Structure	Non-Participating	326324.75	322541.18	34	34	6
1924	Uninhabitable Residence	Non-Participating	320473.96	330853.12	34	30	31
1367	Other Structure	Non-Participating	320240.75	331397.70	34	29	33
2313	Other Structure	Non-Participating	314837.21	330359.69	34	27	33
1317	Other Structure	Non-Participating	318928.89	332985.76	34	25	34
1303	Other Structure	Non-Participating	314724.48	331396.45	34	25	33
1311	Other Structure	Non-Participating	318861.46	332982.28	34	25	34
1382	Other Structure	Non-Participating	323469.68	328122.91	34	33	15
993	Other Structure	Non-Participating	325120.41	322599.65	33	33	7
1798	Other Structure	Non-Participating	318265.60	324749.32	33	33	19
966	Other Structure	Non-Participating	326383.45	322524.57	33	33	6
1089	Other Structure	Non-Participating	326398.66	326636.40	33	33	9
1180	Other Structure	Non-Participating	323341.35	322399.75	33	33	8
1142	Other Structure	Non-Participating	325531.74	326674.47	33	33	14
1154	Other Structure	Non-Participating	325855.64	326639.69	33	33	14
1383	Other Structure	Non-Participating	323305.27	328251.07	33	32	15
680	Other Structure	Non-Participating	324991.12	327110.03	33	33	14
1115	Other Structure	Non-Participating	325240.75	326892.41	33	33	13
994	Other Structure	Non-Participating	324446.37	322763.30	33	33	8
1116	Other Structure	Non-Participating	325367.16	326963.48	33	32	13
1118	Other Structure	Non-Participating	323920.13	328066.70	33	33	14
1119	Other Structure	Non-Participating	324098.99	327992.87	33	33	14
971	Other Structure	Non-Participating	326995.35	322437.26	33	33	5

Table 7-8.1n: Cumulative Total Project Sound Level Modeling Results (Leq (8-Hour)) at Discrete Points - Sorted by Sound Level [Other and Non-Participating Receptors]

Modeling Receptor ID	Receptor Type	Participation Status	Coordinates NAD83 2011 State Plane New York Central (FIPS 3102)		Cumulative Maximum 8-hr Leq [dBA]	Project Only Maximum 8-hr Leq [dBA]	Fenner Wind Maximum 8-hr Leq [dBA]
			X (m)	Y (m)			
995	Other Structure	Non-Participating	324374.20	322447.69	33	32	7
1113	Other Structure	Non-Participating	325644.77	326799.79	33	32	13
1068	Other Structure	Non-Participating	326579.85	326875.91	33	32	14
1066	Other Structure	Non-Participating	327019.84	326783.77	33	33	14
1065	Other Structure	Non-Participating	327522.50	326326.75	33	33	7
1923	Other Structure	Non-Participating	320514.55	330716.65	33	30	31
1951	Uninhabitable Residence	Non-Participating	320317.19	331577.43	33	28	32
1368	Other Structure	Non-Participating	319933.28	332566.55	33	26	32
1313	Other Structure	Non-Participating	318830.31	333476.40	33	24	32
1312	Other Structure	Non-Participating	318701.47	333470.70	33	24	33
1560	Uninhabitable Residence	Non-Participating	318770.01	333472.83	33	24	32
2299	Uninhabitable Residence	Non-Participating	318489.23	333474.94	33	22	33
1316	Other Structure	Non-Participating	317317.04	333551.41	33	21	32
1329	Other Structure	Non-Participating	314783.24	328597.48	33	30	28
1102	Other Structure	Non-Participating	325463.26	326968.72	33	32	13
1114	Other Structure	Non-Participating	325254.34	326799.37	33	32	14
1120	Other Structure	Non-Participating	324300.97	327935.49	33	32	13
1331	Other Structure	Non-Participating	314731.75	328934.19	33	30	28
1330	Other Structure	Non-Participating	314820.52	328833.90	33	30	29
1314	Other Structure	Non-Participating	319219.03	333313.90	33	24	32
1332	Other Structure	Non-Participating	314635.73	327847.18	33	31	21
1069	Other Structure	Non-Participating	326457.74	326912.81	32	32	14
915	Other Structure	Non-Participating	326388.80	322259.82	32	32	6
1093	Other Structure	Non-Participating	325895.39	326973.96	32	32	13
962	Other Structure	Non-Participating	326665.42	322305.33	32	32	5
978	Other Structure	Non-Participating	327125.55	322375.49	32	32	5
1087	Other Structure	Non-Participating	327403.30	326820.12	32	32	14
912	Other Structure	Non-Participating	325960.03	322090.44	32	32	8
913	Other Structure	Non-Participating	325499.84	322229.46	32	32	6
914	Other Structure	Non-Participating	326295.10	322331.28	32	32	6
959	Other Structure	Non-Participating	326630.13	322222.25	32	32	5
968	Other Structure	Non-Participating	326550.76	322425.15	32	32	6
1067	Other Structure	Non-Participating	327016.51	326842.12	32	32	14
916	Other Structure	Non-Participating	326429.68	322190.25	32	31	5
960	Other Structure	Non-Participating	326632.01	322281.28	32	32	5

Table 7-8.1n: Cumulative Total Project Sound Level Modeling Results (Leq (8-Hour)) at Discrete Points - Sorted by Sound Level [Other and Non-Participating Receptors]

Modeling Receptor ID	Receptor Type	Participation Status	Coordinates NAD83 2011 State Plane New York Central (FIPS 3102)		Cumulative Maximum 8-hr Leq [dBA]	Project Only Maximum 8-hr Leq [dBA]	Fenner Wind Maximum 8-hr Leq [dBA]
			X (m)	Y (m)			
980	Other Structure	Non-Participating	327276.94	322360.52	32	32	5
952	Other Structure	Non-Participating	326828.03	322230.17	32	31	5
958	Other Structure	Non-Participating	326519.94	322211.94	32	31	5
1369	Other Structure	Non-Participating	321023.01	331014.06	32	29	29
1420	Other Structure	Non-Participating	314397.28	329980.92	32	27	30
1366	Other Structure	Non-Participating	320578.83	331496.39	32	28	31
1307	Other Structure	Non-Participating	314359.62	330014.40	32	26	30
1315	Other Structure	Non-Participating	319558.52	333306.26	32	24	31
1663	Other Structure	Non-Participating	315191.09	325642.82	32	31	18
1333	Other Structure	Non-Participating	315252.38	325610.21	32	31	17
1370	Other Structure	Non-Participating	321929.28	329227.03	32	31	24
1518	Other Structure	Non-Participating	314311.74	330093.18	32	26	30
956	Other Structure	Non-Participating	326656.71	322061.58	31	31	5
996	Other Structure	Non-Participating	324339.02	322221.96	31	31	7
953	Other Structure	Non-Participating	326827.94	322215.81	31	31	5
1094	Other Structure	Non-Participating	325744.51	327209.49	31	31	13
951	Other Structure	Non-Participating	326739.25	322251.25	31	31	5
1090	Other Structure	Non-Participating	326339.69	326934.82	31	31	14
1071	Other Structure	Non-Participating	326671.04	327339.74	31	31	14
917	Other Structure	Non-Participating	326399.39	322105.37	31	31	5
961	Other Structure	Non-Participating	326633.24	322312.83	31	31	5
979	Other Structure	Non-Participating	327215.16	322375.70	31	31	5
981	Other Structure	Non-Participating	327411.08	322406.05	31	31	5
1070	Other Structure	Non-Participating	326827.72	327124.85	31	31	14
1095	Other Structure	Non-Participating	325742.99	327549.78	31	31	15
977	Other Structure	Non-Participating	327222.72	322271.45	31	31	5
976	Other Structure	Non-Participating	327115.74	322224.52	31	31	5
1076	Other Structure	Non-Participating	328465.75	323063.51	31	31	4
918	Other Structure	Non-Participating	326563.95	322013.34	31	31	5
954	Other Structure	Non-Participating	326824.93	322048.39	31	31	5
955	Other Structure	Non-Participating	326714.74	322072.12	31	31	5
957	Other Structure	Non-Participating	326693.96	322078.13	31	31	5
2070	Uninhabitable Residence	Non-Participating	323188.70	328677.66	31	31	16
1304	Other Structure	Non-Participating	314236.77	327373.63	31	29	23
1371	Other Structure	Non-Participating	322288.73	329298.61	31	29	24

Table 7-8.1n: Cumulative Total Project Sound Level Modeling Results (Leq (8-Hour)) at Discrete Points - Sorted by Sound Level [Other and Non-Participating Receptors]

Modeling Receptor ID	Receptor Type	Participation Status	Coordinates NAD83 2011 State Plane New York Central (FIPS 3102)		Cumulative Maximum 8-hr Leq [dBA]	Project Only Maximum 8-hr Leq [dBA]	Fenner Wind Maximum 8-hr Leq [dBA]
			X (m)	Y (m)			
919	Other Structure	Non-Participating	326537.42	321888.32	30	30	5
911	Other Structure	Non-Participating	325747.79	321829.83	30	30	6
982	Other Structure	Non-Participating	327465.45	322338.70	30	30	5
2235	Other Structure	Non-Participating	321579.55	322766.04	30	30	10
1005	Other Structure	Non-Participating	325147.48	321608.38	30	29	6
1072	Other Structure	Non-Participating	326851.00	327525.88	30	30	15
1086	Other Structure	Non-Participating	327712.03	327144.66	30	30	13
1085	Other Structure	Non-Participating	327745.99	327175.04	30	30	13
1408	Other Structure	Non-Participating	321285.77	322609.63	30	29	10
984	Other Structure	Non-Participating	327790.78	322121.55	30	30	9
1008	Other Structure	Non-Participating	324178.87	322397.91	30	30	8
1117	Other Structure	Non-Participating	324636.50	328365.31	30	30	13
1345	Other Structure	Non-Participating	318285.87	324060.86	30	29	18
997	Other Structure	Non-Participating	324148.28	321742.60	30	29	7
2214	Other Structure	Non-Participating	321418.73	322722.89	30	30	10
2219	Other Structure	Non-Participating	321413.78	322721.42	30	30	10
2253	Other Structure	Non-Participating	321448.05	322679.46	30	30	10
2271	Other Structure	Non-Participating	321518.86	322735.63	30	30	10
1097	Other Structure	Non-Participating	325665.49	328119.62	30	29	16
1305	Other Structure	Non-Participating	313962.55	327631.86	30	28	23
1098	Other Structure	Non-Participating	325679.50	328218.76	29	29	17
950	Other Structure	Non-Participating	328226.29	322129.06	29	29	10
1104	Other Structure	Non-Participating	325628.64	328532.60	29	28	17
1000	Other Structure	Non-Participating	324271.58	321564.88	29	28	7
1099	Other Structure	Non-Participating	325753.53	328312.85	29	29	17
1100	Other Structure	Non-Participating	325765.49	328284.83	29	29	17
1101	Other Structure	Non-Participating	325750.43	328267.35	29	29	16
1001	Other Structure	Non-Participating	324229.01	321561.68	29	28	7
1103	Other Structure	Non-Participating	325665.82	328395.13	29	28	17
970	Other Structure	Non-Participating	326730.97	322488.43	29	29	5
986	Other Structure	Non-Participating	327788.28	322178.27	29	29	8
1084	Other Structure	Non-Participating	327890.07	327531.14	29	28	14
1335	Other Structure	Non-Participating	315888.75	324226.64	29	28	17
934	Other Structure	Non-Participating	326712.29	321464.80	29	29	5
949	Other Structure	Non-Participating	328288.12	322112.27	29	29	10

Table 7-8.1n: Cumulative Total Project Sound Level Modeling Results (Leq (8-Hour)) at Discrete Points - Sorted by Sound Level [Other and Non-Participating Receptors]

Modeling Receptor ID	Receptor Type	Participation Status	Coordinates NAD83 2011 State Plane New York Central (FIPS 3102)		Cumulative Maximum 8-hr Leq [dBA]	Project Only Maximum 8-hr Leq [dBA]	Fenner Wind Maximum 8-hr Leq [dBA]
			X (m)	Y (m)			
1343	Other Structure	Non-Participating	315928.09	324319.75	29	28	15
1347	Other Structure	Non-Participating	317924.80	323615.41	29	29	13
2025	Uninhabitable Residence	Non-Participating	323147.65	329856.55	29	27	22
2017	Uninhabitable Residence	Non-Participating	323350.10	329873.49	29	28	22
1375	Other Structure	Non-Participating	323270.92	329761.67	29	28	22
1376	Other Structure	Non-Participating	323329.15	329708.23	29	28	22
1378	Other Structure	Non-Participating	323290.46	329840.43	29	28	22
1384	Other Structure	Non-Participating	322996.15	329319.66	29	28	22
1436	Uninhabitable Residence	Non-Participating	323216.50	329943.53	29	28	22
1373	Other Structure	Non-Participating	322775.23	330114.71	29	27	23
1435	Uninhabitable Residence	Non-Participating	323164.68	329684.71	29	27	22
2303	Other Structure	Non-Participating	322825.06	330139.69	29	27	23
2318	Other Structure	Non-Participating	315993.28	324226.41	29	28	14
2319	Other Structure	Non-Participating	315970.96	324225.32	29	28	14
1377	Other Structure	Non-Participating	323498.59	329812.09	29	27	21
1372	Other Structure	Non-Participating	323180.50	329372.93	29	27	22
1972	Uninhabitable Residence	Non-Participating	323048.61	329386.03	29	27	22
2228	Other Structure	Non-Participating	315896.91	324200.07	29	28	17
1374	Other Structure	Non-Participating	322703.97	330871.45	29	27	24
999	Other Structure	Non-Participating	324301.43	321524.92	28	28	6
1336	Other Structure	Non-Participating	315942.67	324199.68	28	28	14
1337	Other Structure	Non-Participating	315832.35	324123.20	28	28	17
2262	Other Structure	Non-Participating	320005.93	322720.19	28	28	11
2279	Other Structure	Non-Participating	315815.59	324151.20	28	28	17
1004	Other Structure	Non-Participating	323941.87	321372.15	28	27	7
987	Other Structure	Non-Participating	328207.05	322302.38	28	28	4
1341	Other Structure	Non-Participating	316235.27	323668.24	28	27	18
1342	Other Structure	Non-Participating	316592.95	323519.61	28	28	13
1096	Other Structure	Non-Participating	325606.79	328054.27	28	28	11
983	Other Structure	Non-Participating	327627.60	322413.81	28	28	5
931	Other Structure	Non-Participating	326848.21	321346.14	28	28	4
1106	Other Structure	Non-Participating	326866.25	328429.98	28	27	15
1340	Other Structure	Non-Participating	316142.51	323662.02	28	27	18
1403	Other Structure	Non-Participating	319775.51	323580.80	28	28	12
1043	Other Structure	Non-Participating	329311.77	323906.07	28	28	4

Table 7-8.1n: Cumulative Total Project Sound Level Modeling Results (Leq (8-Hour)) at Discrete Points - Sorted by Sound Level [Other and Non-Participating Receptors]

Modeling Receptor ID	Receptor Type	Participation Status	Coordinates NAD83 2011 State Plane New York Central (FIPS 3102)		Cumulative Maximum 8-hr Leq [dBA]	Project Only Maximum 8-hr Leq [dBA]	Fenner Wind Maximum 8-hr Leq [dBA]
			X (m)	Y (m)			
933	Other Structure	Non-Participating	326687.19	321466.29	28	28	5
985	Other Structure	Non-Participating	327833.48	322215.18	28	28	4
1007	Other Structure	Non-Participating	325728.29	321416.90	28	28	5
1105	Other Structure	Non-Participating	326366.82	328532.77	28	27	16
1334	Other Structure	Non-Participating	315252.83	324271.48	28	27	17
948	Other Structure	Non-Participating	328286.16	321910.65	28	28	9
1407	Other Structure	Non-Participating	320562.51	322376.65	28	28	10
2314	Other Structure	Non-Participating	317450.15	323827.68	28	28	14
1379	Other Structure	Non-Participating	324572.39	329653.98	28	27	19
1380	Other Structure	Non-Participating	323764.61	329463.24	28	27	21
2316	Other Structure	Non-Participating	317498.91	323727.25	28	28	13
2315	Other Structure	Non-Participating	317494.63	323738.77	28	28	13
2317	Other Structure	Non-Participating	317528.86	323754.60	28	28	13
2209	Other Structure	Non-Participating	319843.13	322657.14	28	28	11
2211	Other Structure	Non-Participating	320289.45	322217.39	28	27	10
2223	Other Structure	Non-Participating	317340.93	323389.67	28	27	13
2225	Other Structure	Non-Participating	320647.91	322381.46	28	27	10
2242	Other Structure	Non-Participating	322360.26	321455.91	28	28	8
2249	Other Structure	Non-Participating	317501.17	323331.39	28	27	13
2250	Other Structure	Non-Participating	320284.65	322219.83	28	27	10
2254	Other Structure	Non-Participating	322454.19	321494.32	28	28	8
2256	Other Structure	Non-Participating	321506.83	322735.91	28	27	10
2260	Other Structure	Non-Participating	315825.24	323999.20	28	27	17
2267	Other Structure	Non-Participating	315834.15	324000.79	28	27	17
2268	Other Structure	Non-Participating	321670.28	322746.73	28	28	10
2269	Other Structure	Non-Participating	319813.07	322633.01	28	28	11
2275	Other Structure	Non-Participating	320622.75	322395.61	28	27	10
1339	Other Structure	Non-Participating	316078.36	323937.35	28	27	14
1107	Other Structure	Non-Participating	326870.82	328466.60	28	27	15
2245	Other Structure	Non-Participating	320140.82	322597.03	28	27	11
2237	Other Structure	Non-Participating	319687.26	322630.79	28	27	11
2261	Other Structure	Non-Participating	319734.70	322582.16	28	27	11
1495	Uninhabitable Residence	Non-Participating	313666.97	328664.44	28	25	21
2226	Other Structure	Non-Participating	319656.17	322701.60	27	27	11
2231	Other Structure	Non-Participating	322305.25	321259.93	27	27	8

Table 7-8.1n: Cumulative Total Project Sound Level Modeling Results (Leq (8-Hour)) at Discrete Points - Sorted by Sound Level [Other and Non-Participating Receptors]

Modeling Receptor ID	Receptor Type	Participation Status	Coordinates NAD83 2011 State Plane New York Central (FIPS 3102)		Cumulative Maximum 8-hr Leq [dBA]	Project Only Maximum 8-hr Leq [dBA]	Fenner Wind Maximum 8-hr Leq [dBA]
			X (m)	Y (m)			
2234	Other Structure	Non-Participating	321055.55	322623.34	27	27	10
2222	Other Structure	Non-Participating	320050.92	322098.04	27	27	10
2246	Other Structure	Non-Participating	320049.57	322080.52	27	27	10
1400	Other Structure	Non-Participating	319369.46	323944.70	27	27	13
1402	Other Structure	Non-Participating	319610.74	323757.30	27	27	13
1399	Other Structure	Non-Participating	319408.77	323882.38	27	27	13
1401	Other Structure	Non-Participating	319340.92	323904.95	27	27	13
988	Other Structure	Non-Participating	328602.70	322447.82	27	27	4
1029	Other Structure	Non-Participating	330021.35	325107.16	27	27	4
481	Other Structure	Non-Participating	330069.15	325088.93	27	27	4
1075	Other Structure	Non-Participating	328582.36	322871.75	27	27	4
920	Other Structure	Non-Participating	326174.55	321181.43	27	27	5
1338	Other Structure	Non-Participating	315751.58	323624.11	27	27	18
1042	Other Structure	Non-Participating	329945.40	323560.42	27	27	3
1045	Other Structure	Non-Participating	329873.77	324933.14	27	27	4
935	Other Structure	Non-Participating	327396.16	321276.88	27	27	4
484	Uninhabitable Residence	Non-Participating	330020.52	325091.57	27	27	4
1381	Other Structure	Non-Participating	324000.09	329100.09	27	26	19
2205	Other Structure	Non-Participating	317703.22	322971.96	27	27	12
2264	Other Structure	Non-Participating	315589.26	323539.59	27	26	18
2232	Other Structure	Non-Participating	323657.16	320828.94	27	26	6
2233	Other Structure	Non-Participating	320154.78	322581.04	27	27	11
2241	Other Structure	Non-Participating	320864.63	322486.69	27	26	10
2263	Other Structure	Non-Participating	323644.09	320846.32	27	27	6
2287	Other Structure	Non-Participating	319349.55	323904.91	27	27	13
1302	Other Structure	Non-Participating	313003.01	327003.84	27	25	22
1149	Other Structure	Non-Participating	329968.54	325124.57	27	26	4
2236	Other Structure	Non-Participating	316996.72	322864.03	27	26	16
1306	Other Structure	Non-Participating	313478.52	328774.88	27	24	21
2035	Other Structure	Non-Participating	323505.03	330037.11	27	26	16
932	Other Structure	Non-Participating	326780.51	321324.08	26	26	4
1346	Other Structure	Non-Participating	318330.71	323924.89	26	26	14
1074	Other Structure	Non-Participating	328499.86	322743.78	26	26	4
2207	Other Structure	Non-Participating	317058.07	322752.09	26	26	16
2220	Other Structure	Non-Participating	317067.96	322775.05	26	26	16

Table 7-8.1n: Cumulative Total Project Sound Level Modeling Results (Leq (8-Hour)) at Discrete Points - Sorted by Sound Level [Other and Non-Participating Receptors]

Modeling Receptor ID	Receptor Type	Participation Status	Coordinates NAD83 2011 State Plane New York Central (FIPS 3102)		Cumulative Maximum 8-hr Leq [dBA]	Project Only Maximum 8-hr Leq [dBA]	Fenner Wind Maximum 8-hr Leq [dBA]
			X (m)	Y (m)			
2239	Other Structure	Non-Participating	315608.16	323422.04	26	26	17
2248	Other Structure	Non-Participating	317000.80	322821.30	26	26	16
936	Other Structure	Non-Participating	327362.15	320889.53	26	26	5
1026	Other Structure	Non-Participating	330023.95	323915.34	26	26	3
1006	Other Structure	Non-Participating	324722.36	321815.03	26	26	6
2274	Other Structure	Non-Participating	320123.08	322442.56	26	26	10
2283	Other Structure	Non-Participating	320698.38	322515.38	26	26	10
1151	Other Structure	Non-Participating	330048.73	326332.33	26	26	5
462	Other Structure	Non-Participating	329939.45	323374.80	26	26	3
1037	Other Structure	Non-Participating	330197.33	325127.39	26	26	4
930	Other Structure	Non-Participating	326792.98	320808.69	26	26	4
1077	Other Structure	Non-Participating	330076.16	326323.82	26	25	5
926	Other Structure	Non-Participating	326433.12	320563.38	26	25	4
1032	Other Structure	Non-Participating	330083.43	325328.10	26	26	4
1033	Other Structure	Non-Participating	330162.79	325409.00	26	26	4
1034	Other Structure	Non-Participating	330097.74	325547.50	26	26	4
491	Uninhabitable Residence	Non-Participating	330035.16	325306.41	26	26	4
921	Other Structure	Non-Participating	326695.44	320839.11	26	26	4
1027	Other Structure	Non-Participating	329976.66	323989.52	26	26	4
1028	Other Structure	Non-Participating	330015.41	325006.53	26	26	4
1344	Other Structure	Non-Participating	316204.61	324208.18	26	25	14
938	Other Structure	Non-Participating	327449.21	320721.84	26	26	6
1073	Other Structure	Non-Participating	328550.01	322612.44	26	26	4
1078	Other Structure	Non-Participating	329857.22	326326.74	26	26	5
2321	Other Structure	Non-Participating	316164.61	324281.24	26	25	14
2322	Other Structure	Non-Participating	316151.82	324289.84	26	25	14
2227	Other Structure	Non-Participating	315593.95	323354.67	26	25	17
2238	Other Structure	Non-Participating	322327.98	321131.09	26	26	7
2255	Other Structure	Non-Participating	322788.16	320590.09	26	26	6
2281	Other Structure	Non-Participating	323007.40	320666.72	26	26	6
2320	Other Structure	Non-Participating	316133.42	324212.00	26	25	14
927	Other Structure	Non-Participating	326419.88	320541.47	25	25	4
939	Other Structure	Non-Participating	327312.78	320545.75	25	25	3
1002	Other Structure	Non-Participating	324338.95	321479.73	25	25	6
990	Other Structure	Non-Participating	329252.46	322156.17	25	25	3

Table 7-8.1n: Cumulative Total Project Sound Level Modeling Results (Leq (8-Hour)) at Discrete Points - Sorted by Sound Level [Other and Non-Participating Receptors]

Modeling Receptor ID	Receptor Type	Participation Status	Coordinates NAD83 2011 State Plane New York Central (FIPS 3102)		Cumulative Maximum 8-hr Leq [dBA]	Project Only Maximum 8-hr Leq [dBA]	Fenner Wind Maximum 8-hr Leq [dBA]
			X (m)	Y (m)			
602	Other Structure	Non-Participating	328697.73	327290.64	25	25	7
1031	Other Structure	Non-Participating	329998.76	325266.03	25	25	4
1030	Other Structure	Non-Participating	330000.97	325150.51	25	25	4
1039	Other Structure	Non-Participating	330604.94	324953.69	25	25	3
1038	Other Structure	Non-Participating	330594.93	325074.13	25	25	3
928	Other Structure	Non-Participating	326720.68	320546.98	25	24	4
929	Other Structure	Non-Participating	326830.93	320538.82	25	25	4
1035	Other Structure	Non-Participating	330164.32	325727.51	25	25	4
924	Other Structure	Non-Participating	326312.09	320527.43	25	25	4
925	Other Structure	Non-Participating	326299.87	320512.13	25	24	4
1182	Other Structure	Non-Participating	326888.51	320657.54	25	25	4
1023	Other Structure	Non-Participating	330306.05	323247.13	25	25	3
1024	Other Structure	Non-Participating	330322.99	323252.16	25	25	3
941	Other Structure	Non-Participating	327390.99	320332.02	25	25	3
942	Other Structure	Non-Participating	327919.48	320363.21	25	24	7
589	Other Structure	Non-Participating	329922.72	326463.19	25	25	5
1181	Other Structure	Non-Participating	326889.51	320634.53	25	25	4
118	Other Structure	Non-Participating	327569.77	320414.73	25	25	7
2252	Other Structure	Non-Participating	314311.30	323836.85	25	25	12
2280	Other Structure	Non-Participating	314356.99	324372.35	25	24	13
2218	Other Structure	Non-Participating	315662.22	322967.73	25	23	17
937	Other Structure	Non-Participating	327412.58	320667.15	24	24	3
1044	Other Structure	Non-Participating	329797.34	325002.99	24	24	4
412	Other Structure	Non-Participating	324040.99	321207.79	24	24	6
1041	Other Structure	Non-Participating	331033.86	324866.56	24	24	3
923	Other Structure	Non-Participating	326392.99	320462.32	24	24	4
1040	Other Structure	Non-Participating	331068.24	325078.89	24	24	7
2221	Other Structure	Non-Participating	319476.95	322635.90	24	23	11
2266	Other Structure	Non-Participating	314015.93	324412.05	24	23	13
1405	Other Structure	Non-Participating	319110.58	322696.95	24	23	11
2259	Other Structure	Non-Participating	319480.80	322537.90	24	23	11
2277	Other Structure	Non-Participating	319527.20	322513.06	24	23	11
989	Other Structure	Non-Participating	329035.18	322249.44	23	23	3
1404	Other Structure	Non-Participating	319084.50	322427.86	23	22	11
2212	Other Structure	Non-Participating	318987.54	322594.00	23	23	11

Table 7-8.1n: Cumulative Total Project Sound Level Modeling Results (Leq (8-Hour)) at Discrete Points - Sorted by Sound Level [Other and Non-Participating Receptors]

Modeling Receptor ID	Receptor Type	Participation Status	Coordinates NAD83 2011 State Plane New York Central (FIPS 3102)		Cumulative Maximum 8-hr Leq [dBA]	Project Only Maximum 8-hr Leq [dBA]	Fenner Wind Maximum 8-hr Leq [dBA]
			X (m)	Y (m)			
2215	Other Structure	Non-Participating	319010.06	322564.76	23	23	11
2265	Other Structure	Non-Participating	319101.18	322547.51	23	23	11
2284	Other Structure	Non-Participating	319080.34	322576.24	23	23	11
1143	Other Structure	Non-Participating	328104.06	320425.18	23	23	6
1036	Other Structure	Non-Participating	330665.24	326426.28	23	23	4
1082	Other Structure	Non-Participating	329769.86	327548.61	23	23	5
2247	Other Structure	Non-Participating	318127.33	322688.93	23	22	11
2244	Other Structure	Non-Participating	315691.63	323065.30	23	22	13
2276	Other Structure	Non-Participating	317639.38	322691.29	23	22	11
944	Other Structure	Non-Participating	328149.72	320630.22	22	22	3
1021	Other Structure	Non-Participating	329911.73	322977.07	22	22	3
1022	Other Structure	Non-Participating	329829.87	322944.56	22	22	3
947	Other Structure	Non-Participating	328235.42	321359.05	22	22	3
2224	Other Structure	Non-Participating	315711.98	323081.80	22	21	12
1079	Other Structure	Non-Participating	329661.00	326892.42	22	22	5
922	Other Structure	Non-Participating	326433.16	320452.94	21	21	4
946	Other Structure	Non-Participating	328233.43	320990.58	21	21	3
1081	Other Structure	Non-Participating	329670.12	327432.08	21	21	5
1080	Other Structure	Non-Participating	329781.42	327276.00	21	21	5
945	Other Structure	Non-Participating	328309.79	320741.05	21	20	3
1020	Other Structure	Non-Participating	329973.81	321926.85	20	20	2
1170	Uninhabitable Residence	Non-Participating	329676.46	327804.52	20	20	6
943	Other Structure	Non-Participating	328257.65	320555.28	20	20	3
991	Other Structure	Non-Participating	329914.09	321570.03	20	19	2
992	Other Structure	Non-Participating	329968.23	321343.49	19	19	2
Summary of Maximum and Minimum Sound Levels for Non-Participating Other Receptors							
1323	Other Structure	Non-Participating	316854.34	330952.33	49	30	49
992	Other Structure	Non-Participating	329968.23	321343.49	19	19	2

Table 7-8.1o: Cumulative Total Project Sound Level Modeling Results (Leq (8-Hour)) at Discrete Points - Sorted by Receptor ID [Other and Participating Receptors]

Modeling Receptor ID	Receptor Type	Participation Status	Coordinates NAD83 2011 State Plane New York Central (FIPS 3102)		Cumulative Maximum 8-hr Leq [dBA]	Project Only Maximum 8-hr Leq [dBA]	Fenner Wind Maximum 8-hr Leq [dBA]
			X (m)	Y (m)			
450	Other Structure	Participating	323252.83	323325.13	44	44	9
707	Other Structure	Participating	323572.23	324755.20	44	43	11
1053	Other Structure	Participating	326779.34	323994.06	44	44	7
1054	Other Structure	Participating	326890.60	324140.60	45	45	7
1055	Other Structure	Participating	326833.84	324582.29	45	45	7
1056	Other Structure	Participating	326765.97	324596.30	45	45	7
1057	Other Structure	Participating	326699.29	324617.22	45	45	7
1139	Other Structure	Participating	323024.33	325025.50	40	39	12
1140	Other Structure	Participating	323002.26	324993.56	40	39	12
1141	Other Structure	Participating	323039.52	324978.30	40	39	12
1161	Other Structure	Participating	323275.69	324990.73	41	39	11
1391	Other Structure	Participating	321500.12	326342.74	44	44	18
1392	Other Structure	Participating	321496.88	326287.98	44	44	18
1397	Other Structure	Participating	322548.01	325197.20	40	39	13
1429	Uninhabitable Residence	Participating	317886.55	328175.99	45	45	26
2086	Other Structure	Participating	322663.70	326721.51	43	43	15
2292	Other Structure	Participating	317835.45	326202.77	44	44	23
2328	Other Structure	Participating	316592.56	326974.92	46	46	21
2331	Other Structure	Participating	318820.70	328960.73	48	48	31
Summary of Maximum and Minimum Sound Levels for Participating Other Receptors							
2331	Other Structure	Participating	318820.70	328960.73	48	48	31
1397	Other Structure	Participating	322548.01	325197.20	40	39	13

Table 7-8.1p: Cumulative Total Project Sound Level Modeling Results (Leq (8-Hour)) at Discrete Points - Sorted by Sound Level [Other and Participating Receptors]

Modeling Receptor ID	Receptor Type	Participation Status	Coordinates NAD83 2011 State Plane New York Central (FIPS 3102)		Cumulative Maximum 8-hr Leq [dBA]	Project Only Maximum 8-hr Leq [dBA]	Fenner Wind Maximum 8-hr Leq [dBA]
			X (m)	Y (m)			
2331	Other Structure	Participating	318820.70	328960.73	48	48	31
2328	Other Structure	Participating	316592.56	326974.92	46	46	21
1057	Other Structure	Participating	326699.29	324617.22	45	45	7
1055	Other Structure	Participating	326833.84	324582.29	45	45	7
1054	Other Structure	Participating	326890.60	324140.60	45	45	7
1056	Other Structure	Participating	326765.97	324596.30	45	45	7
1429	Uninhabitable Residence	Participating	317886.55	328175.99	45	45	26
707	Other Structure	Participating	323572.23	324755.20	44	43	11
1391	Other Structure	Participating	321500.12	326342.74	44	44	18
1053	Other Structure	Participating	326779.34	323994.06	44	44	7
450	Other Structure	Participating	323252.83	323325.13	44	44	9
1392	Other Structure	Participating	321496.88	326287.98	44	44	18
2292	Other Structure	Participating	317835.45	326202.77	44	44	23
2086	Other Structure	Participating	322663.70	326721.51	43	43	15
1161	Other Structure	Participating	323275.69	324990.73	41	39	11
1141	Other Structure	Participating	323039.52	324978.30	40	39	12
1397	Other Structure	Participating	322548.01	325197.20	40	39	13
1139	Other Structure	Participating	323024.33	325025.50	40	39	12
1140	Other Structure	Participating	323002.26	324993.56	40	39	12
Summary of Maximum and Minimum Sound Levels for Participating Other Receptors							
2331	Other Structure	Participating	318820.70	328960.73	48	48	31
1397	Other Structure	Participating	322548.01	325197.20	40	39	13

Appendix 7-I

**Tonal Analysis & Compliance Evaluation: Modeled
Sound Levels from Wind Turbines**

Table 7-9.a: Tonal Analysis & Compliance Evaluation: Modeled Sound Pressure Levels from GE158-6.1 Wind Turbines

Receptor ID	One-Third Octave Band Center Frequency (Hz)	25	31.5	40	50	63	80	100	125	160	200	250	315	400	500	630	800	1000	1250	1600	2000	2500	3150	4000	5000	6300	8000	10000
2328	Tonal Limit	-	15	15	15	15	15	15	15	8	8	8	8	8	5	5	5	5	5	5	5	5	5	5	5	5	5	-
	Received Sound Pressure Level (dB)	57	56	55	54	53	52	50	48	47	46	45	44	43	42	41	40	40	39	37	34	30	26	18	9	0	0	0
	Average Sound Pressure Level of Contiguous Bands	-	56	55	54	53	51	50	48	47	46	45	44	43	42	41	40	40	38	37	34	30	24	17	9	5	0	-
	Difference between Sound Pressure Level and Contiguous Average	-	0	0	0	0	0	0	0	0	0	0	0	0	0	0	0	0	1	0	1	1	1	1	0	-5	0	-
1256	Below Tonal Limit?	-	Yes	Yes	Yes	Yes	Yes	Yes	Yes	Yes	Yes	Yes	Yes	Yes	Yes	Yes	Yes	Yes	Yes	Yes	Yes	Yes	Yes	Yes	Yes	Yes	Yes	-
	Received Sound Pressure Level (dB)	57	56	55	54	53	52	50	48	47	46	45	45	43	43	42	41	41	41	40	38	36	33	30	26	20	11	0
	Average Sound Pressure Level of Contiguous Bands	-	56	55	54	53	51	50	48	47	46	45	44	44	43	42	42	41	40	40	38	36	33	30	25	19	10	-
	Difference between Sound Pressure Level and Contiguous Average	-	0	0	0	0	0	0	0	0	0	0	0	0	0	0	0	0	1	0	0	0	1	0	1	1	1	-
451	Below Tonal Limit?	-	Yes	Yes	Yes	Yes	Yes	Yes	Yes	Yes	Yes	Yes	Yes	Yes	Yes	Yes	Yes	Yes	Yes	Yes	Yes	Yes	Yes	Yes	Yes	Yes	Yes	-
	Received Sound Pressure Level (dB)	56	55	54	53	52	50	48	46	45	44	43	42	41	40	39	38	38	37	35	32	29	24	16	6	0	0	0
	Average Sound Pressure Level of Contiguous Bands	-	55	54	53	51	50	48	46	45	44	43	42	41	40	39	38	38	36	35	32	28	22	15	8	3	0	-
	Difference between Sound Pressure Level and Contiguous Average	-	0	0	0	0	0	0	0	0	0	0	0	0	0	0	0	0	1	0	1	1	1	1	-2	-3	0	-
1255	Below Tonal Limit?	-	Yes	Yes	Yes	Yes	Yes	Yes	Yes	Yes	Yes	Yes	Yes	Yes	Yes	Yes	Yes	Yes	Yes	Yes	Yes	Yes	Yes	Yes	Yes	Yes	Yes	-
	Received Sound Pressure Level (dB)	57	56	55	54	52	51	49	48	46	45	45	44	43	42	41	41	41	41	39	37	35	33	29	25	19	11	0
	Average Sound Pressure Level of Contiguous Bands	-	56	55	54	52	51	49	48	46	45	45	44	43	42	41	41	41	40	39	37	35	32	29	24	18	10	-
	Difference between Sound Pressure Level and Contiguous Average	-	0	0	0	0	0	0	0	0	0	0	0	0	0	0	0	0	1	0	0	0	1	0	1	1	1	-
1839	Below Tonal Limit?	-	Yes	Yes	Yes	Yes	Yes	Yes	Yes	Yes	Yes	Yes	Yes	Yes	Yes	Yes	Yes	Yes	Yes	Yes	Yes	Yes	Yes	Yes	Yes	Yes	Yes	-
	Received Sound Pressure Level (dB)	57	56	55	54	52	51	49	47	46	45	44	44	43	42	41	41	40	40	39	37	35	33	29	25	19	11	0
	Average Sound Pressure Level of Contiguous Bands	-	56	55	54	52	51	49	48	46	45	45	44	43	42	41	41	41	40	39	37	35	32	29	24	18	10	-
	Difference between Sound Pressure Level and Contiguous Average	-	0	0	0	0	0	0	0	0	0	0	0	0	0	0	0	0	1	0	0	0	1	0	1	1	1	-
	Below Tonal Limit?	-	Yes	Yes	Yes	Yes	Yes	Yes	Yes	Yes	Yes	Yes	Yes	Yes	Yes	Yes	Yes	Yes	Yes	Yes	Yes	Yes	Yes	Yes	Yes	Yes	Yes	-

Table 7-9.a: Tonal Analysis & Compliance Evaluation: Modeled Sound Pressure Levels from GE158-6.1 Wind Turbines

Receptor ID	One-Third Octave Band Center Frequency (Hz)	25	31.5	40	50	63	80	100	125	160	200	250	315	400	500	630	800	1000	1250	1600	2000	2500	3150	4000	5000	6300	8000	10000
	Tonal Limit	-	15	15	15	15	15	15	15	8	8	8	8	8	5	5	5	5	5	5	5	5	5	5	5	5	5	-
1835	Received Sound Pressure Level (dB)	56	55	54	53	52	51	49	47	46	45	44	44	42	42	41	40	40	40	39	37	35	32	29	25	19	10	0
	Average Sound Pressure Level of Contiguous Bands	-	55	54	53	52	50	49	47	46	45	44	43	43	42	41	41	40	39	39	37	35	32	29	24	18	10	-
	Difference between Sound Pressure Level and Contiguous Average	-	0	0	0	0	0	0	0	0	0	0	0	0	0	0	0	0	1	0	0	0	1	0	1	1	1	-
	Below Tonal Limit?	-	Yes	Yes	Yes	Yes	Yes	Yes	Yes	Yes	Yes	Yes	Yes	Yes	Yes	Yes	Yes	Yes	Yes	Yes	Yes	Yes	Yes	Yes	Yes	Yes	Yes	-
1260	Received Sound Pressure Level (dB)	56	55	54	53	52	50	48	47	45	44	43	43	41	40	39	39	38	38	35	32	28	24	18	14	7	0	0
	Average Sound Pressure Level of Contiguous Bands	-	55	54	53	52	50	48	47	46	44	43	42	41	40	39	39	38	37	35	32	28	23	19	13	7	4	-
	Difference between Sound Pressure Level and Contiguous Average	-	0	0	0	0	0	0	0	0	0	0	0	0	0	0	0	0	1	0	0	0	1	-1	1	1	-4	-
	Below Tonal Limit?	-	Yes	Yes	Yes	Yes	Yes	Yes	Yes	Yes	Yes	Yes	Yes	Yes	Yes	Yes	Yes	Yes	Yes	Yes	Yes	Yes	Yes	Yes	Yes	Yes	Yes	-
1879	Received Sound Pressure Level (dB)	58	57	56	55	54	52	50	49	48	47	46	45	44	43	42	42	42	42	40	38	36	33	30	26	20	11	0
	Average Sound Pressure Level of Contiguous Bands	-	57	56	55	54	52	50	49	48	47	46	45	44	43	42	42	42	41	40	38	36	33	30	25	19	10	-
	Difference between Sound Pressure Level and Contiguous Average	-	0	0	0	0	0	0	0	0	0	0	0	0	0	0	0	0	1	0	0	0	1	0	1	1	1	-
	Below Tonal Limit?	-	Yes	Yes	Yes	Yes	Yes	Yes	Yes	Yes	Yes	Yes	Yes	Yes	Yes	Yes	Yes	Yes	Yes	Yes	Yes	Yes	Yes	Yes	Yes	Yes	Yes	-
1847	Received Sound Pressure Level (dB)	56	55	54	53	52	50	48	46	45	44	43	43	42	41	40	40	39	39	38	36	34	32	28	24	18	10	0
	Average Sound Pressure Level of Contiguous Bands	-	55	54	53	51	50	48	47	45	44	43	42	42	41	40	40	40	39	38	36	34	31	28	23	17	9	-
	Difference between Sound Pressure Level and Contiguous Average	-	0	0	0	0	0	0	0	0	0	0	0	0	0	0	0	0	1	0	0	0	1	0	1	1	1	-
	Below Tonal Limit?	-	Yes	Yes	Yes	Yes	Yes	Yes	Yes	Yes	Yes	Yes	Yes	Yes	Yes	Yes	Yes	Yes	Yes	Yes	Yes	Yes	Yes	Yes	Yes	Yes	Yes	-
1355	Received Sound Pressure Level (dB)	56	55	54	53	52	50	48	47	45	45	44	43	42	41	40	40	40	40	38	36	34	32	28	24	19	10	0
	Average Sound Pressure Level of Contiguous Bands	-	55	54	53	51	50	48	47	46	45	44	43	42	41	40	40	40	39	38	36	34	31	28	23	17	9	-
	Difference between Sound Pressure Level and Contiguous Average	-	0	0	0	0	0	0	0	0	0	0	0	0	0	0	0	0	1	0	0	0	1	0	1	1	1	-
	Below Tonal Limit?	-	Yes	Yes	Yes	Yes	Yes	Yes	Yes	Yes	Yes	Yes	Yes	Yes	Yes	Yes	Yes	Yes	Yes	Yes	Yes	Yes	Yes	Yes	Yes	Yes	Yes	-

Table 7-9.b: Tonal Analysis & Compliance Evaluation: Modeled Sound Pressure Levels from N149-4.X TS 108 Wind Turbines

Receptor ID	One-Third Octave Band Center Frequency (Hz)	25	31.5	40	50	63	80	100	125	160	200	250	315	400	500	630	800	1000	1250	1600	2000	2500	3150	4000	5000	6300	8000	10000
2328	Tonal Limit	-	15	15	15	15	15	15	15	8	8	8	8	8	5	5	5	5	5	5	5	5	5	5	5	5	5	-
	Received Sound Pressure Level (dB)	55	55	54	55	52	51	52	48	48	45	45	45	42	41	41	39	39	37	36	33	29	24	16	7	0	0	0
	Average Sound Pressure Level of Contiguous Bands	-	55	55	53	53	52	50	50	47	46	45	43	43	42	40	40	38	37	35	32	28	23	15	8	4	0	-
	Difference between Sound Pressure Level and Contiguous Average	-	1	-1	2	-1	-1	3	-2	1	-1	-1	1	0	-1	1	-1	1	0	1	1	1	1	1	-1	-4	0	-
1256	Below Tonal Limit?	-	Yes	Yes	Yes	Yes	Yes	Yes	Yes	Yes	Yes	Yes	Yes	Yes	Yes	Yes	Yes	Yes	Yes	Yes	Yes	Yes	Yes	Yes	Yes	Yes	Yes	-
	Received Sound Pressure Level (dB)	55	55	54	55	52	51	52	48	48	46	45	45	43	42	42	40	41	39	39	37	34	32	28	24	24	23	20
	Average Sound Pressure Level of Contiguous Bands	-	55	55	53	53	52	50	50	47	47	45	44	43	43	41	41	40	40	38	37	34	31	28	26	23	22	-
	Difference between Sound Pressure Level and Contiguous Average	-	1	-1	2	-1	-1	3	-2	1	-1	-1	1	0	-1	1	-1	1	0	1	0	0	0	0	-2	0	1	-
451	Below Tonal Limit?	-	Yes	Yes	Yes	Yes	Yes	Yes	Yes	Yes	Yes	Yes	Yes	Yes	Yes	Yes	Yes	Yes	Yes	Yes	Yes	Yes	Yes	Yes	Yes	Yes	Yes	-
	Received Sound Pressure Level (dB)	54	54	53	53	51	50	51	46	46	44	43	43	41	39	40	37	37	36	34	31	27	22	14	4	0	0	0
	Average Sound Pressure Level of Contiguous Bands	-	53	54	52	51	51	48	48	45	44	43	42	41	40	38	38	36	36	33	31	27	21	13	7	2	0	-
	Difference between Sound Pressure Level and Contiguous Average	-	1	-1	2	-1	-1	3	-2	1	-1	-1	1	0	-1	1	-1	1	0	1	1	1	1	1	-3	-2	0	-
1255	Below Tonal Limit?	-	Yes	Yes	Yes	Yes	Yes	Yes	Yes	Yes	Yes	Yes	Yes	Yes	Yes	Yes	Yes	Yes	Yes	Yes	Yes	Yes	Yes	Yes	Yes	Yes	Yes	-
	Received Sound Pressure Level (dB)	55	55	53	54	51	51	52	47	48	45	44	45	42	41	42	40	40	39	38	36	34	31	27	23	23	22	19
	Average Sound Pressure Level of Contiguous Bands	-	54	54	52	52	52	49	50	46	46	45	43	43	42	40	41	39	39	37	36	33	30	27	25	23	21	-
	Difference between Sound Pressure Level and Contiguous Average	-	1	-1	2	-1	-1	3	-2	1	-1	-1	1	0	-1	1	-1	1	0	1	0	0	0	0	-2	0	1	-
1839	Below Tonal Limit?	-	Yes	Yes	Yes	Yes	Yes	Yes	Yes	Yes	Yes	Yes	Yes	Yes	Yes	Yes	Yes	Yes	Yes	Yes	Yes	Yes	Yes	Yes	Yes	Yes	Yes	-
	Received Sound Pressure Level (dB)	55	55	53	54	51	51	52	47	47	45	44	44	42	41	42	40	40	39	38	36	34	31	27	23	23	22	19
	Average Sound Pressure Level of Contiguous Bands	-	54	54	52	52	52	49	50	46	46	45	43	43	42	40	41	39	39	37	36	33	30	27	25	23	21	-
	Difference between Sound Pressure Level and Contiguous Average	-	1	-1	2	-1	-1	3	-2	1	-1	-1	1	0	-1	1	-1	1	0	1	0	0	0	0	-2	0	1	-

Table 7-9.b: Tonal Analysis & Compliance Evaluation: Modeled Sound Pressure Levels from N149-4.X TS 108 Wind Turbines

Receptor ID	One-Third Octave Band Center Frequency (Hz)	25	31.5	40	50	63	80	100	125	160	200	250	315	400	500	630	800	1000	1250	1600	2000	2500	3150	4000	5000	6300	8000	10000
1835	Tonal Limit	-	15	15	15	15	15	15	15	8	8	8	8	8	5	5	5	5	5	5	5	5	5	5	5	5	5	-
	Received Sound Pressure Level (dB)	54	54	53	54	51	50	51	47	47	45	44	44	42	41	41	39	40	38	38	36	33	31	27	23	23	22	19
	Average Sound Pressure Level of Contiguous Bands	-	54	54	52	52	51	49	49	46	46	45	43	42	42	40	40	39	39	37	36	33	30	27	25	22	21	-
	Difference between Sound Pressure Level and Contiguous Average	-	1	-1	2	-1	-1	3	-2	1	-1	-1	1	0	-1	1	-1	1	0	1	0	0	0	0	-2	0	1	-
1260	Below Tonal Limit?	-	Yes	Yes	Yes	Yes	Yes	Yes	Yes	Yes	Yes	Yes	Yes	Yes	Yes	Yes	Yes	Yes	Yes	Yes	Yes	Yes	Yes	Yes	Yes	Yes	Yes	-
	Received Sound Pressure Level (dB)	54	54	53	54	51	50	51	46	47	44	43	43	41	39	40	38	37	36	34	31	27	22	16	11	11	10	7
	Average Sound Pressure Level of Contiguous Bands	-	53	54	52	52	51	48	49	45	45	44	42	41	40	38	39	37	36	33	31	27	22	17	14	11	9	-
	Difference between Sound Pressure Level and Contiguous Average	-	1	-1	2	-1	-1	3	-2	1	-1	-1	1	0	-1	1	-1	1	0	1	1	0	0	0	-2	0	1	-
1879	Below Tonal Limit?	-	Yes	Yes	Yes	Yes	Yes	Yes	Yes	Yes	Yes	Yes	Yes	Yes	Yes	Yes	Yes	Yes	Yes	Yes	Yes	Yes	Yes	Yes	Yes	Yes	Yes	-
	Received Sound Pressure Level (dB)	56	56	55	55	53	52	53	49	49	46	45	46	44	42	43	41	41	40	39	37	34	32	28	24	24	23	20
	Average Sound Pressure Level of Contiguous Bands	-	55	56	54	54	53	50	51	47	47	46	45	44	43	41	42	40	40	38	37	34	31	28	26	23	22	-
	Difference between Sound Pressure Level and Contiguous Average	-	1	-1	2	-1	-1	3	-2	1	-1	-1	1	0	-1	1	-1	1	0	1	0	0	0	0	-2	0	1	-
1847	Below Tonal Limit?	-	Yes	Yes	Yes	Yes	Yes	Yes	Yes	Yes	Yes	Yes	Yes	Yes	Yes	Yes	Yes	Yes	Yes	Yes	Yes	Yes	Yes	Yes	Yes	Yes	Yes	-
	Received Sound Pressure Level (dB)	54	54	53	53	51	50	51	46	46	44	43	43	41	40	41	39	39	38	37	35	33	30	26	22	22	21	18
	Average Sound Pressure Level of Contiguous Bands	-	53	53	52	51	51	48	49	45	45	44	42	42	41	39	40	38	38	36	35	32	29	26	24	22	20	-
	Difference between Sound Pressure Level and Contiguous Average	-	1	-1	2	-1	-1	3	-2	1	-1	-1	1	0	-1	1	-1	1	0	1	0	0	0	0	-2	0	1	-
1355	Below Tonal Limit?	-	Yes	Yes	Yes	Yes	Yes	Yes	Yes	Yes	Yes	Yes	Yes	Yes	Yes	Yes	Yes	Yes	Yes	Yes	Yes	Yes	Yes	Yes	Yes	Yes	Yes	-
	Received Sound Pressure Level (dB)	54	54	53	53	51	50	51	46	47	44	43	44	42	40	41	39	39	38	37	35	33	30	26	22	22	21	19
	Average Sound Pressure Level of Contiguous Bands	-	53	54	52	52	51	48	49	45	45	44	42	42	41	39	40	38	38	37	35	33	30	26	24	22	20	-
	Difference between Sound Pressure Level and Contiguous Average	-	1	-1	2	-1	-1	3	-2	1	-1	-1	1	0	-1	1	-1	1	0	1	0	0	0	0	-2	0	1	-
1355	Below Tonal Limit?	-	Yes	Yes	Yes	Yes	Yes	Yes	Yes	Yes	Yes	Yes	Yes	Yes	Yes	Yes	Yes	Yes	Yes	Yes	Yes	Yes	Yes	Yes	Yes	Yes	Yes	-

Table 7-9.c: Tonal Analysis & Compliance Evaluation: Modeled Sound Pressure Levels from V150-4.5 Wind Turbines

Receptor ID	One-Third Octave Band Center Frequency (Hz)	25	31.5	40	50	63	80	100	125	160	200	250	315	400	500	630	800	1000	1250	1600	2000	2500	3150	4000	5000	6300	8000	10000
2328	Tonal Limit	-	15	15	15	15	15	15	15	8	8	8	8	8	5	5	5	5	5	5	5	5	5	5	5	5	5	-
	Received Sound Pressure Level (dB)	52	51	51	51	51	51	50	50	49	48	47	45	43	41	39	38	36	34	32	29	26	21	16	8	0	0	0
	Average Sound Pressure Level of Contiguous Bands	-	52	51	51	51	51	50	50	49	48	46	45	43	41	39	38	36	34	32	29	25	21	15	8	4	0	-
	Difference between Sound Pressure Level and Contiguous Average	-	0	0	0	0	0	0	0	0	0	0	0	0	0	0	0	0	0	0	0	0	1	1	0	-4	0	-
1256	Below Tonal Limit?	-	Yes	Yes	Yes	Yes	Yes	Yes	Yes	Yes	Yes	Yes	Yes	Yes	Yes	Yes	Yes	Yes	Yes	Yes	Yes	Yes	Yes	Yes	Yes	Yes	Yes	-
	Received Sound Pressure Level (dB)	52	51	51	51	51	51	51	50	49	48	47	45	44	42	40	39	38	36	35	33	31	29	27	25	22	20	17
	Average Sound Pressure Level of Contiguous Bands	-	51	51	51	51	51	50	50	49	48	47	45	44	42	40	39	38	36	35	33	31	29	27	25	22	20	-
	Difference between Sound Pressure Level and Contiguous Average	-	0	0	0	0	0	0	0	0	0	0	0	0	0	0	0	0	0	0	0	0	0	0	0	0	0	-
451	Below Tonal Limit?	-	Yes	Yes	Yes	Yes	Yes	Yes	Yes	Yes	Yes	Yes	Yes	Yes	Yes	Yes	Yes	Yes	Yes	Yes	Yes	Yes	Yes	Yes	Yes	Yes	Yes	-
	Received Sound Pressure Level (dB)	51	50	50	50	50	49	49	48	47	46	45	43	41	39	37	36	34	32	30	27	24	19	13	5	0	0	0
	Average Sound Pressure Level of Contiguous Bands	-	50	50	50	49	49	49	48	47	46	45	43	41	39	38	36	34	32	30	27	23	19	12	7	3	0	-
	Difference between Sound Pressure Level and Contiguous Average	-	0	0	0	0	0	0	0	0	0	0	0	0	0	0	0	0	0	0	0	0	1	1	-2	-3	0	-
1255	Below Tonal Limit?	-	Yes	Yes	Yes	Yes	Yes	Yes	Yes	Yes	Yes	Yes	Yes	Yes	Yes	Yes	Yes	Yes	Yes	Yes	Yes	Yes	Yes	Yes	Yes	Yes	Yes	-
	Received Sound Pressure Level (dB)	51	51	50	50	50	50	50	49	49	48	46	45	43	41	40	38	37	36	34	32	30	28	26	24	21	19	17
	Average Sound Pressure Level of Contiguous Bands	-	51	50	50	50	50	50	49	49	48	46	45	43	41	40	38	37	35	34	32	30	28	26	24	21	19	-
	Difference between Sound Pressure Level and Contiguous Average	-	0	0	0	0	0	0	0	0	0	0	0	0	0	0	0	0	0	0	0	0	0	0	0	0	0	-
1839	Below Tonal Limit?	-	Yes	Yes	Yes	Yes	Yes	Yes	Yes	Yes	Yes	Yes	Yes	Yes	Yes	Yes	Yes	Yes	Yes	Yes	Yes	Yes	Yes	Yes	Yes	Yes	Yes	-
	Received Sound Pressure Level (dB)	51	51	50	50	50	50	50	49	49	48	46	45	43	41	39	38	37	35	34	32	30	28	26	24	21	19	17
	Average Sound Pressure Level of Contiguous Bands	-	51	50	50	50	50	50	49	48	47	46	45	43	41	40	38	37	35	34	32	30	28	26	24	21	19	-
	Difference between Sound Pressure Level and Contiguous Average	-	0	0	0	0	0	0	0	0	0	0	0	0	0	0	0	0	0	0	0	0	0	0	0	0	0	-

Table 7-9.c: Tonal Analysis & Compliance Evaluation: Modeled Sound Pressure Levels from V150-4.5 Wind Turbines

Receptor ID	One-Third Octave Band Center Frequency (Hz)	25	31.5	40	50	63	80	100	125	160	200	250	315	400	500	630	800	1000	1250	1600	2000	2500	3150	4000	5000	6300	8000	10000
	Tonal Limit	-	15	15	15	15	15	15	15	8	8	8	8	8	5	5	5	5	5	5	5	5	5	5	5	5	5	-
1835	Received Sound Pressure Level (dB)	51	50	50	50	50	50	50	49	48	47	46	44	43	41	39	38	37	35	34	32	30	28	26	24	21	19	16
	Average Sound Pressure Level of Contiguous Bands	-	51	50	50	50	50	49	49	48	47	46	44	43	41	39	38	37	35	34	32	30	28	26	24	21	19	-
	Difference between Sound Pressure Level and Contiguous Average	-	0	0	0	0	0	0	0	0	0	0	0	0	0	0	0	0	0	0	0	0	0	0	0	0	0	-
	Below Tonal Limit?	-	Yes	Yes	Yes	Yes	Yes	Yes	Yes	Yes	Yes	Yes	Yes	Yes	Yes	Yes	Yes	Yes	Yes	Yes	Yes	Yes	Yes	Yes	Yes	Yes	Yes	Yes
1260	Received Sound Pressure Level (dB)	51	50	50	50	50	49	49	49	48	47	45	43	42	40	38	36	34	33	30	27	24	20	16	12	9	7	5
	Average Sound Pressure Level of Contiguous Bands	-	50	50	50	50	49	49	48	48	47	45	43	42	40	38	36	34	32	30	27	24	20	16	13	10	7	-
	Difference between Sound Pressure Level and Contiguous Average	-	0	0	0	0	0	0	0	0	0	0	0	0	0	0	0	0	0	0	0	0	0	0	0	0	0	-
	Below Tonal Limit?	-	Yes	Yes	Yes	Yes	Yes	Yes	Yes	Yes	Yes	Yes	Yes	Yes	Yes	Yes	Yes	Yes	Yes	Yes	Yes	Yes	Yes	Yes	Yes	Yes	Yes	Yes
1879	Received Sound Pressure Level (dB)	52	52	52	52	52	51	51	51	50	49	48	46	44	42	41	39	38	37	35	33	31	29	27	25	22	20	17
	Average Sound Pressure Level of Contiguous Bands	-	52	52	52	51	51	51	51	50	49	47	46	44	42	41	39	38	36	35	33	31	29	27	25	22	20	-
	Difference between Sound Pressure Level and Contiguous Average	-	0	0	0	0	0	0	0	0	0	0	0	0	0	0	0	0	0	0	0	0	0	0	0	0	0	-
	Below Tonal Limit?	-	Yes	Yes	Yes	Yes	Yes	Yes	Yes	Yes	Yes	Yes	Yes	Yes	Yes	Yes	Yes	Yes	Yes	Yes	Yes	Yes	Yes	Yes	Yes	Yes	Yes	Yes
1847	Received Sound Pressure Level (dB)	50	50	49	49	49	49	49	48	48	47	45	44	42	40	38	37	36	34	33	31	29	27	25	23	20	18	16
	Average Sound Pressure Level of Contiguous Bands	-	50	50	49	49	49	49	48	47	46	45	44	42	40	39	37	36	34	33	31	29	27	25	23	20	18	-
	Difference between Sound Pressure Level and Contiguous Average	-	0	0	0	0	0	0	0	0	0	0	0	0	0	0	0	0	0	0	0	0	0	0	0	0	0	-
	Below Tonal Limit?	-	Yes	Yes	Yes	Yes	Yes	Yes	Yes	Yes	Yes	Yes	Yes	Yes	Yes	Yes	Yes	Yes	Yes	Yes	Yes	Yes	Yes	Yes	Yes	Yes	Yes	Yes
1355	Received Sound Pressure Level (dB)	50	50	50	50	50	49	49	49	48	47	46	44	42	40	39	37	36	35	33	32	30	28	25	23	21	18	16
	Average Sound Pressure Level of Contiguous Bands	-	50	50	50	49	49	49	48	48	47	45	44	42	40	39	37	36	35	33	31	30	28	25	23	21	18	-
	Difference between Sound Pressure Level and Contiguous Average	-	0	0	0	0	0	0	0	0	0	0	0	0	0	0	0	0	0	0	0	0	0	0	0	0	0	-
	Below Tonal Limit?	-	Yes	Yes	Yes	Yes	Yes	Yes	Yes	Yes	Yes	Yes	Yes	Yes	Yes	Yes	Yes	Yes	Yes	Yes	Yes	Yes	Yes	Yes	Yes	Yes	Yes	Yes

Appendix 7-J

Construction Modeled Sound Levels— L_{eq} (1-sec)

Table 7-10.1: Cumulative Construction Sound Level Modeling Results (Area 1) (Leq (1-sec)) at Discrete Points [dBA]

Receptor ID	Receptor Type	Participation Status	Foundation	Excavation	Turbine Erection	Worst-Case Total
1	Year-Round Residence	Non-Participating	25	32	29	34
2	Year-Round Residence	Non-Participating	26	32	29	34
3	Year-Round Residence	Non-Participating	26	32	29	35
4	Year-Round Residence	Non-Participating	26	32	29	34
5	Year-Round Residence	Non-Participating	26	32	29	35
6	Year-Round Residence	Non-Participating	26	32	29	34
7	Year-Round Residence	Non-Participating	26	33	30	35
8	Year-Round Residence	Non-Participating	26	33	30	35
9	Year-Round Residence	Non-Participating	28	34	31	37
10	Year-Round Residence	Non-Participating	28	34	31	37
11	Year-Round Residence	Non-Participating	29	35	32	37
12	Year-Round Residence	Non-Participating	28	35	32	37
13	Year-Round Residence	Non-Participating	29	35	32	37
14	Year-Round Residence	Non-Participating	28	35	32	37
15	Year-Round Residence	Non-Participating	27	33	30	36
16	Year-Round Residence	Non-Participating	27	33	30	36
17	Year-Round Residence	Non-Participating	29	35	32	37
18	Year-Round Residence	Non-Participating	29	35	32	37
19	Year-Round Residence	Non-Participating	28	34	31	36
20	Year-Round Residence	Non-Participating	29	35	32	38
21	Year-Round Residence	Non-Participating	29	36	33	38
22	Year-Round Residence	Non-Participating	28	34	31	37
23	Year-Round Residence	Non-Participating	28	35	31	37
24	Year-Round Residence	Non-Participating	30	36	33	38
25	Year-Round Residence	Non-Participating	29	36	33	38
26	Year-Round Residence	Non-Participating	29	36	33	38
27	Year-Round Residence	Non-Participating	28	35	32	37
28	Year-Round Residence	Non-Participating	31	37	34	39
29	Year-Round Residence	Non-Participating	28	35	32	37
30	Year-Round Residence	Non-Participating	28	35	32	37
31	Year-Round Residence	Non-Participating	28	35	31	37
32	Year-Round Residence	Non-Participating	29	36	33	38
33	Year-Round Residence	Non-Participating	30	36	33	38
34	Year-Round Residence	Non-Participating	31	37	34	39
35	Year-Round Residence	Non-Participating	31	37	34	39
36	Year-Round Residence	Non-Participating	28	34	31	36
37	Year-Round Residence	Non-Participating	27	33	30	35
38	Year-Round Residence	Non-Participating	25	31	28	34
39	Year-Round Residence	Non-Participating	28	34	31	36
40	Year-Round Residence	Non-Participating	29	35	32	38
41	Year-Round Residence	Non-Participating	30	37	34	39
42	Year-Round Residence	Non-Participating	31	37	34	39
43	Year-Round Residence	Non-Participating	31	37	34	39
44	Year-Round Residence	Non-Participating	30	36	33	39
45	Year-Round Residence	Non-Participating	25	32	29	34
46	Year-Round Residence	Non-Participating	28	34	31	36
47	Year-Round Residence	Non-Participating	28	34	31	37
48	Year-Round Residence	Non-Participating	28	35	32	37
49	Year-Round Residence	Non-Participating	28	35	32	37
50	Year-Round Residence	Non-Participating	29	35	32	37
51	Year-Round Residence	Non-Participating	29	35	32	37
52	Year-Round Residence	Non-Participating	29	35	32	38
53	Year-Round Residence	Non-Participating	29	35	32	38
54	Year-Round Residence	Non-Participating	29	35	32	37
55	Year-Round Residence	Non-Participating	29	35	32	38
56	Year-Round Residence	Non-Participating	29	35	32	38
57	Year-Round Residence	Non-Participating	29	36	33	38
58	Year-Round Residence	Non-Participating	29	36	33	38
59	Year-Round Residence	Non-Participating	29	35	32	38
60	Year-Round Residence	Non-Participating	31	38	34	40
61	Year-Round Residence	Non-Participating	30	36	33	38
62	Year-Round Residence	Non-Participating	30	36	33	39
63	Year-Round Residence	Non-Participating	32	38	35	41
64	Year-Round Residence	Non-Participating	29	35	32	37
65	Year-Round Residence	Non-Participating	29	35	32	37

Table 7-10.1: Cumulative Construction Sound Level Modeling Results (Area 1) (Leq (1-sec)) at Discrete Points [dBA]

Receptor ID	Receptor Type	Participation Status	Foundation	Excavation	Turbine Erection	Worst-Case Total
66	Year-Round Residence	Non-Participating	29	35	32	37
67	Year-Round Residence	Non-Participating	29	35	32	37
68	Year-Round Residence	Non-Participating	28	34	32	37
69	Year-Round Residence	Non-Participating	30	36	33	38
70	Year-Round Residence	Non-Participating	30	36	33	38
71	Year-Round Residence	Non-Participating	29	36	33	38
72	Year-Round Residence	Non-Participating	29	35	32	38
73	Year-Round Residence	Non-Participating	29	35	32	38
74	Year-Round Residence	Non-Participating	30	35	32	38
75	Year-Round Residence	Non-Participating	29	35	32	37
76	Year-Round Residence	Non-Participating	30	36	33	38
77	Year-Round Residence	Non-Participating	30	36	33	38
78	Year-Round Residence	Non-Participating	29	36	32	38
79	Year-Round Residence	Non-Participating	29	36	32	38
80	Year-Round Residence	Non-Participating	30	36	32	38
81	Year-Round Residence	Non-Participating	30	36	32	38
82	Year-Round Residence	Non-Participating	30	36	33	38
83	Year-Round Residence	Non-Participating	30	36	32	38
84	Year-Round Residence	Non-Participating	29	35	32	37
85	Year-Round Residence	Non-Participating	30	36	32	38
86	Year-Round Residence	Non-Participating	30	36	33	38
87	Year-Round Residence	Non-Participating	29	35	32	37
88	Year-Round Residence	Non-Participating	29	35	32	37
89	Year-Round Residence	Non-Participating	30	36	33	38
90	Year-Round Residence	Non-Participating	30	36	33	38
91	Year-Round Residence	Non-Participating	30	36	33	38
92	Year-Round Residence	Non-Participating	30	36	33	38
93	Year-Round Residence	Non-Participating	29	35	32	37
94	Year-Round Residence	Non-Participating	29	35	32	37
95	Year-Round Residence	Non-Participating	28	35	32	37
96	Year-Round Residence	Non-Participating	29	36	33	38
97	Year-Round Residence	Non-Participating	29	36	33	38
98	Year-Round Residence	Non-Participating	28	34	31	36
99	Year-Round Residence	Non-Participating	29	35	32	37
100	Year-Round Residence	Non-Participating	24	30	27	32
101	Year-Round Residence	Non-Participating	24	30	27	33
102	Year-Round Residence	Non-Participating	23	29	26	32
103	Year-Round Residence	Non-Participating	22	29	26	31
104	Year-Round Residence	Non-Participating	29	35	33	38
105	Year-Round Residence	Non-Participating	21	28	25	30
106	Year-Round Residence	Non-Participating	21	27	24	30
107	Year-Round Residence	Non-Participating	20	27	24	29
108	Year-Round Residence	Non-Participating	20	27	24	29
109	Year-Round Residence	Non-Participating	24	30	27	33
110	Year-Round Residence	Non-Participating	24	29	26	32
111	Year-Round Residence	Non-Participating	24	30	27	33
112	Year-Round Residence	Non-Participating	22	29	26	31
113	Year-Round Residence	Non-Participating	23	29	26	32
114	Year-Round Residence	Non-Participating	21	27	24	30
115	Year-Round Residence	Non-Participating	21	27	24	29
116	Year-Round Residence	Non-Participating	23	30	27	32
117	Year-Round Residence	Non-Participating	20	27	24	29
118	Other Structure	Non-Participating	21	28	25	30
119	Year-Round Residence	Non-Participating	20	26	23	29
120	Year-Round Residence	Non-Participating	22	28	24	30
121	Year-Round Residence	Non-Participating	20	26	22	28
122	Year-Round Residence	Non-Participating	19	24	21	26
123	Year-Round Residence	Non-Participating	20	26	23	28
124	Year-Round Residence	Non-Participating	21	26	23	28
125	Year-Round Residence	Non-Participating	20	24	22	27
126	Year-Round Residence	Non-Participating	19	24	21	26
127	Year-Round Residence	Non-Participating	18	23	21	26
128	Year-Round Residence	Non-Participating	22	28	25	30
129	Year-Round Residence	Non-Participating	24	31	28	33
130	Year-Round Residence	Non-Participating	21	26	24	29

Table 7-10.1: Cumulative Construction Sound Level Modeling Results (Area 1) (Leq (1-sec)) at Discrete Points [dBA]

Receptor ID	Receptor Type	Participation Status	Foundation	Excavation	Turbine Erection	Worst-Case Total
131	Year-Round Residence	Non-Participating	21	26	23	29
132	Year-Round Residence	Non-Participating	23	29	26	31
133	Year-Round Residence	Non-Participating	23	29	26	31
134	Year-Round Residence	Non-Participating	26	33	30	35
135	Year-Round Residence	Non-Participating	27	33	30	35
136	Year-Round Residence	Non-Participating	27	33	30	36
137	Year-Round Residence	Non-Participating	26	32	29	34
138	Year-Round Residence	Non-Participating	28	34	31	36
139	Year-Round Residence	Non-Participating	28	35	32	37
140	Year-Round Residence	Non-Participating	26	33	30	35
141	Year-Round Residence	Non-Participating	25	30	27	33
142	Year-Round Residence	Non-Participating	26	31	28	33
143	Year-Round Residence	Non-Participating	24	29	26	31
144	Year-Round Residence	Non-Participating	23	28	24	31
145	Year-Round Residence	Non-Participating	24	28	24	30
146	Year-Round Residence	Non-Participating	28	34	31	37
147	Year-Round Residence	Non-Participating	28	34	31	37
148	Year-Round Residence	Non-Participating	28	35	31	37
149	Year-Round Residence	Non-Participating	28	35	32	37
150	Year-Round Residence	Non-Participating	29	35	32	37
151	Year-Round Residence	Non-Participating	29	35	32	37
152	Year-Round Residence	Non-Participating	29	35	32	37
153	Year-Round Residence	Non-Participating	29	35	32	37
154	Year-Round Residence	Non-Participating	30	36	33	38
155	Year-Round Residence	Non-Participating	30	36	33	38
156	Year-Round Residence	Non-Participating	30	36	33	38
157	Year-Round Residence	Non-Participating	30	36	33	38
158	Year-Round Residence	Non-Participating	30	36	33	38
159	Year-Round Residence	Non-Participating	30	36	33	38
160	Year-Round Residence	Non-Participating	30	36	33	38
161	Year-Round Residence	Non-Participating	30	36	33	38
162	Year-Round Residence	Non-Participating	30	36	33	38
163	Year-Round Residence	Non-Participating	29	36	33	38
164	Year-Round Residence	Non-Participating	29	36	33	38
165	Year-Round Residence	Non-Participating	29	36	33	38
166	Year-Round Residence	Non-Participating	29	36	32	38
167	Year-Round Residence	Non-Participating	29	35	32	38
168	Year-Round Residence	Non-Participating	29	35	32	38
169	Year-Round Residence	Non-Participating	29	36	33	38
170	Year-Round Residence	Non-Participating	29	36	32	38
171	Year-Round Residence	Non-Participating	29	36	33	38
172	Year-Round Residence	Non-Participating	29	36	33	38
173	Year-Round Residence	Non-Participating	29	36	33	38
174	Year-Round Residence	Non-Participating	29	36	33	38
175	Year-Round Residence	Non-Participating	30	36	33	38
176	Year-Round Residence	Non-Participating	29	36	33	38
177	Year-Round Residence	Non-Participating	30	36	33	38
178	Year-Round Residence	Non-Participating	29	36	32	38
179	Year-Round Residence	Non-Participating	30	36	33	38
180	Year-Round Residence	Non-Participating	30	36	33	38
181	Year-Round Residence	Non-Participating	30	36	33	38
182	Year-Round Residence	Non-Participating	30	36	33	38
183	Year-Round Residence	Non-Participating	30	35	32	38
184	Year-Round Residence	Non-Participating	30	35	32	38
185	Year-Round Residence	Non-Participating	30	36	33	38
186	Year-Round Residence	Non-Participating	29	35	32	38
187	Year-Round Residence	Non-Participating	30	35	32	38
188	Year-Round Residence	Non-Participating	29	35	32	38
189	Year-Round Residence	Non-Participating	29	35	32	37
190	Year-Round Residence	Non-Participating	28	34	31	36
191	Year-Round Residence	Non-Participating	29	34	31	37
192	Year-Round Residence	Non-Participating	28	34	31	36
193	Year-Round Residence	Non-Participating	29	35	32	37
194	Year-Round Residence	Non-Participating	30	36	33	39
195	Year-Round Residence	Non-Participating	29	35	32	38

Table 7-10.1: Cumulative Construction Sound Level Modeling Results (Area 1) (Leq (1-sec)) at Discrete Points [dBA]

Receptor ID	Receptor Type	Participation Status	Foundation	Excavation	Turbine Erection	Worst-Case Total
196	Year-Round Residence	Non-Participating	29	35	32	37
197	Year-Round Residence	Non-Participating	30	37	34	39
198	Year-Round Residence	Non-Participating	30	37	34	39
199	Year-Round Residence	Non-Participating	31	37	34	39
200	Year-Round Residence	Non-Participating	31	37	34	39
201	Year-Round Residence	Non-Participating	29	35	32	37
202	Year-Round Residence	Non-Participating	30	36	33	38
203	Year-Round Residence	Non-Participating	30	36	33	38
204	Year-Round Residence	Non-Participating	29	36	33	38
205	Year-Round Residence	Non-Participating	31	37	35	40
206	Year-Round Residence	Non-Participating	31	38	35	40
207	Year-Round Residence	Non-Participating	31	37	34	40
208	Year-Round Residence	Non-Participating	31	38	35	40
209	Year-Round Residence	Non-Participating	31	38	35	40
210	Year-Round Residence	Non-Participating	32	38	35	40
211	Year-Round Residence	Non-Participating	32	38	35	41
212	Year-Round Residence	Non-Participating	31	38	35	40
213	Year-Round Residence	Non-Participating	32	38	35	41
214	Year-Round Residence	Non-Participating	32	38	35	41
215	Year-Round Residence	Non-Participating	33	39	36	41
216	Year-Round Residence	Non-Participating	32	39	35	41
217	Year-Round Residence	Non-Participating	31	38	34	40
218	Year-Round Residence	Non-Participating	32	39	35	41
219	Year-Round Residence	Non-Participating	32	38	35	41
220	Year-Round Residence	Non-Participating	32	38	35	40
221	Year-Round Residence	Non-Participating	31	38	35	40
222	Year-Round Residence	Non-Participating	31	37	34	39
223	Year-Round Residence	Non-Participating	31	37	34	39
224	Year-Round Residence	Non-Participating	31	37	34	40
225	Year-Round Residence	Non-Participating	31	37	34	40
226	Year-Round Residence	Non-Participating	30	37	34	39
227	Year-Round Residence	Non-Participating	31	37	34	39
228	Year-Round Residence	Non-Participating	31	37	34	39
229	Year-Round Residence	Non-Participating	31	37	34	39
230	Year-Round Residence	Non-Participating	30	36	33	38
231	Year-Round Residence	Non-Participating	30	36	33	38
232	Year-Round Residence	Non-Participating	30	36	33	38
233	Year-Round Residence	Non-Participating	30	36	33	38
234	Year-Round Residence	Non-Participating	30	36	33	38
235	Year-Round Residence	Non-Participating	30	36	33	38
236	Year-Round Residence	Non-Participating	30	36	33	38
237	Year-Round Residence	Non-Participating	29	36	33	38
238	Year-Round Residence	Non-Participating	29	35	32	38
239	Year-Round Residence	Non-Participating	29	35	32	37
240	Year-Round Residence	Non-Participating	29	35	32	37
241	Year-Round Residence	Non-Participating	28	34	31	37
242	Year-Round Residence	Non-Participating	28	34	31	37
243	Year-Round Residence	Non-Participating	28	34	31	37
244	Year-Round Residence	Non-Participating	29	35	32	37
245	Year-Round Residence	Non-Participating	28	35	32	37
246	Year-Round Residence	Non-Participating	29	35	32	37
247	Year-Round Residence	Non-Participating	28	35	32	37
248	Year-Round Residence	Non-Participating	29	35	32	37
249	Year-Round Residence	Non-Participating	28	35	32	37
250	Year-Round Residence	Non-Participating	28	35	32	37
251	Year-Round Residence	Non-Participating	29	35	32	37
252	Year-Round Residence	Non-Participating	31	37	34	39
253	Year-Round Residence	Non-Participating	31	37	34	39
254	Year-Round Residence	Non-Participating	31	37	34	39
255	Year-Round Residence	Non-Participating	31	37	35	40
256	Year-Round Residence	Non-Participating	31	37	35	40
257	Year-Round Residence	Non-Participating	31	38	35	40
258	Year-Round Residence	Non-Participating	32	38	35	41
259	Year-Round Residence	Non-Participating	32	38	35	41
260	Year-Round Residence	Non-Participating	32	39	36	41

Table 7-10.1: Cumulative Construction Sound Level Modeling Results (Area 1) (Leq (1-sec)) at Discrete Points [dBA]

Receptor ID	Receptor Type	Participation Status	Foundation	Excavation	Turbine Erection	Worst-Case Total
261	Year-Round Residence	Non-Participating	32	39	36	41
262	Year-Round Residence	Non-Participating	33	39	36	42
263	Year-Round Residence	Non-Participating	33	39	36	42
264	Year-Round Residence	Non-Participating	33	39	36	42
265	Year-Round Residence	Non-Participating	33	39	36	42
266	Year-Round Residence	Non-Participating	34	41	38	43
267	Year-Round Residence	Non-Participating	33	40	37	42
268	Year-Round Residence	Non-Participating	26	31	28	33
269	Year-Round Residence	Non-Participating	25	30	27	33
270	Year-Round Residence	Non-Participating	26	32	29	34
271	Year-Round Residence	Non-Participating	26	32	29	35
272	Year-Round Residence	Non-Participating	28	33	30	36
273	Year-Round Residence	Non-Participating	29	35	32	37
274	Year-Round Residence	Non-Participating	29	35	32	38
275	Year-Round Residence	Non-Participating	29	36	32	38
276	Year-Round Residence	Non-Participating	30	36	33	38
277	Year-Round Residence	Non-Participating	30	36	33	38
278	Year-Round Residence	Non-Participating	29	35	32	37
279	Year-Round Residence	Non-Participating	29	35	32	38
280	Year-Round Residence	Non-Participating	30	35	32	38
281	Year-Round Residence	Non-Participating	30	36	33	38
282	Year-Round Residence	Non-Participating	29	35	32	37
283	Year-Round Residence	Non-Participating	30	36	33	38
284	Year-Round Residence	Non-Participating	29	35	32	37
285	Year-Round Residence	Non-Participating	30	36	33	38
286	Year-Round Residence	Non-Participating	30	36	33	38
287	Year-Round Residence	Non-Participating	29	35	32	37
288	Year-Round Residence	Non-Participating	29	35	32	37
289	Year-Round Residence	Non-Participating	30	36	33	39
290	Year-Round Residence	Non-Participating	30	35	32	37
291	Year-Round Residence	Non-Participating	30	36	33	39
292	Year-Round Residence	Non-Participating	30	37	33	39
293	Year-Round Residence	Non-Participating	30	35	32	37
294	Year-Round Residence	Non-Participating	30	35	32	37
295	Year-Round Residence	Non-Participating	30	35	32	37
296	Year-Round Residence	Non-Participating	28	34	31	36
297	Year-Round Residence	Non-Participating	29	34	31	37
298	Year-Round Residence	Non-Participating	29	34	31	37
299	Year-Round Residence	Non-Participating	29	35	32	37
300	Year-Round Residence	Non-Participating	32	38	35	40
301	Year-Round Residence	Non-Participating	32	38	35	40
302	Year-Round Residence	Non-Participating	32	38	35	41
303	Year-Round Residence	Non-Participating	33	38	35	41
304	Year-Round Residence	Non-Participating	34	39	36	42
305	Year-Round Residence	Non-Participating	35	38	35	41
306	Year-Round Residence	Non-Participating	29	34	31	37
307	Year-Round Residence	Non-Participating	29	34	31	37
308	Year-Round Residence	Non-Participating	29	34	31	37
309	Year-Round Residence	Non-Participating	29	34	31	37
310	Year-Round Residence	Non-Participating	28	34	31	37
311	Year-Round Residence	Non-Participating	28	34	31	37
312	Year-Round Residence	Non-Participating	28	34	31	37
313	Year-Round Residence	Non-Participating	29	35	32	37
314	Year-Round Residence	Non-Participating	29	35	32	37
315	Year-Round Residence	Non-Participating	28	35	32	37
316	Year-Round Residence	Non-Participating	28	35	32	37
317	Year-Round Residence	Non-Participating	28	34	31	37
318	Year-Round Residence	Non-Participating	29	34	31	36
319	Year-Round Residence	Non-Participating	28	34	31	36
320	Year-Round Residence	Non-Participating	29	34	31	36
321	Year-Round Residence	Non-Participating	29	34	31	36
322	Year-Round Residence	Non-Participating	29	34	31	36
323	Year-Round Residence	Non-Participating	29	34	30	36
324	Year-Round Residence	Non-Participating	29	34	31	36
325	Year-Round Residence	Non-Participating	30	36	32	38

Table 7-10.1: Cumulative Construction Sound Level Modeling Results (Area 1) (Leq (1-sec)) at Discrete Points [dBA]

Receptor ID	Receptor Type	Participation Status	Foundation	Excavation	Turbine Erection	Worst-Case Total
326	Year-Round Residence	Non-Participating	30	36	32	38
327	Year-Round Residence	Non-Participating	30	36	32	38
328	Year-Round Residence	Non-Participating	30	36	32	38
329	Year-Round Residence	Non-Participating	30	36	32	38
330	Year-Round Residence	Non-Participating	30	36	32	38
331	Year-Round Residence	Non-Participating	30	36	32	38
332	Year-Round Residence	Non-Participating	30	36	32	38
333	Year-Round Residence	Non-Participating	30	36	32	38
334	Year-Round Residence	Non-Participating	30	36	32	38
335	Year-Round Residence	Non-Participating	28	35	32	37
336	Year-Round Residence	Non-Participating	29	36	32	38
337	Year-Round Residence	Non-Participating	29	35	32	38
338	Year-Round Residence	Non-Participating	30	36	31	38
339	Year-Round Residence	Non-Participating	30	36	32	38
340	Year-Round Residence	Non-Participating	30	36	32	38
341	Year-Round Residence	Non-Participating	27	33	30	35
342	Year-Round Residence	Non-Participating	26	32	29	35
343	Year-Round Residence	Non-Participating	29	35	33	38
344	Year-Round Residence	Non-Participating	26	32	29	34
345	Year-Round Residence	Non-Participating	24	30	27	33
346	Year-Round Residence	Non-Participating	25	31	28	34
347	Year-Round Residence	Non-Participating	25	31	28	34
348	Year-Round Residence	Non-Participating	30	35	33	38
349	Year-Round Residence	Non-Participating	29	34	32	37
350	Year-Round Residence	Non-Participating	28	33	30	36
351	Year-Round Residence	Non-Participating	24	30	27	32
352	Year-Round Residence	Non-Participating	28	33	30	36
353	Year-Round Residence	Non-Participating	28	31	28	34
354	Year-Round Residence	Non-Participating	29	35	32	38
355	Year-Round Residence	Non-Participating	28	32	29	35
356	Year-Round Residence	Non-Participating	29	35	32	37
357	Year-Round Residence	Non-Participating	34	38	36	41
358	Year-Round Residence	Non-Participating	26	31	29	34
359	Year-Round Residence	Non-Participating	25	30	28	33
360	Year-Round Residence	Non-Participating	26	32	29	34
361	Year-Round Residence	Non-Participating	26	33	29	35
362	Year-Round Residence	Non-Participating	26	33	29	35
363	Year-Round Residence	Non-Participating	27	33	30	36
364	Year-Round Residence	Non-Participating	26	33	30	35
365	Year-Round Residence	Non-Participating	27	33	30	35
366	Year-Round Residence	Non-Participating	27	33	30	35
367	Year-Round Residence	Non-Participating	26	32	29	34
368	Year-Round Residence	Non-Participating	26	32	29	34
369	Year-Round Residence	Non-Participating	25	32	29	34
370	Year-Round Residence	Non-Participating	24	30	27	32
371	Year-Round Residence	Non-Participating	24	30	27	32
372	Year-Round Residence	Non-Participating	23	29	26	32
373	Year-Round Residence	Non-Participating	23	30	27	32
374	Year-Round Residence	Non-Participating	23	30	27	32
375	Year-Round Residence	Non-Participating	22	28	25	31
376	Year-Round Residence	Non-Participating	21	28	25	30
377	Year-Round Residence	Non-Participating	21	27	24	30
378	Year-Round Residence	Non-Participating	19	26	22	28
379	Year-Round Residence	Non-Participating	18	24	21	27
380	Year-Round Residence	Non-Participating	17	23	20	26
381	Year-Round Residence	Non-Participating	18	25	22	27
382	Year-Round Residence	Non-Participating	19	25	22	27
383	Year-Round Residence	Non-Participating	19	24	21	26
384	Year-Round Residence	Non-Participating	30	36	33	38
385	Year-Round Residence	Non-Participating	29	36	33	38
386	Year-Round Residence	Non-Participating	33	39	36	42
387	Year-Round Residence	Non-Participating	33	40	37	42
388	Year-Round Residence	Non-Participating	32	39	36	41
389	Year-Round Residence	Non-Participating	33	39	36	41
390	Year-Round Residence	Non-Participating	31	37	34	39

Table 7-10.1: Cumulative Construction Sound Level Modeling Results (Area 1) (Leq (1-sec)) at Discrete Points [dBA]

Receptor ID	Receptor Type	Participation Status	Foundation	Excavation	Turbine Erection	Worst-Case Total
391	Year-Round Residence	Non-Participating	31	37	34	39
392	Year-Round Residence	Non-Participating	31	37	34	39
393	Year-Round Residence	Non-Participating	36	42	39	44
394	Year-Round Residence	Non-Participating	38	44	41	46
395	Year-Round Residence	Non-Participating	36	42	39	44
396	Year-Round Residence	Non-Participating	36	42	39	45
397	Year-Round Residence	Non-Participating	31	37	34	39
398	Year-Round Residence	Non-Participating	34	41	38	43
399	Year-Round Residence	Non-Participating	34	41	38	43
400	Year-Round Residence	Non-Participating	31	38	35	40
401	Year-Round Residence	Non-Participating	31	37	34	39
402	Year-Round Residence	Non-Participating	31	37	34	40
403	Year-Round Residence	Non-Participating	30	36	33	38
404	Year-Round Residence	Non-Participating	30	36	33	38
405	Year-Round Residence	Non-Participating	28	34	31	36
406	Year-Round Residence	Non-Participating	27	33	30	36
407	Year-Round Residence	Non-Participating	27	33	30	35
408	Year-Round Residence	Non-Participating	27	33	30	36
409	Year-Round Residence	Non-Participating	27	34	31	36
410	Year-Round Residence	Non-Participating	26	32	29	34
411	Year-Round Residence	Non-Participating	25	31	28	34
412	Other Structure	Non-Participating	24	31	28	33
413	Year-Round Residence	Non-Participating	27	33	30	35
414	Year-Round Residence	Non-Participating	25	31	28	34
415	Year-Round Residence	Non-Participating	23	30	26	32
416	Year-Round Residence	Non-Participating	23	29	26	31
417	Year-Round Residence	Non-Participating	23	29	26	31
418	Year-Round Residence	Non-Participating	21	28	24	30
419	Year-Round Residence	Non-Participating	24	31	27	33
420	Year-Round Residence	Non-Participating	25	31	28	33
421	Year-Round Residence	Non-Participating	27	34	30	36
422	Year-Round Residence	Non-Participating	28	35	31	37
423	Year-Round Residence	Non-Participating	28	34	31	37
424	Year-Round Residence	Non-Participating	28	34	31	37
425	Year-Round Residence	Non-Participating	27	33	30	35
426	Year-Round Residence	Non-Participating	27	33	30	35
427	Year-Round Residence	Non-Participating	27	33	30	36
428	Year-Round Residence	Non-Participating	27	34	31	36
429	Year-Round Residence	Non-Participating	27	34	30	36
430	Year-Round Residence	Non-Participating	26	32	29	35
431	Year-Round Residence	Non-Participating	26	32	29	34
432	Year-Round Residence	Non-Participating	31	38	35	40
433	Year-Round Residence	Non-Participating	32	38	35	40
434	Year-Round Residence	Non-Participating	32	38	35	41
435	Year-Round Residence	Non-Participating	32	38	35	40
436	Year-Round Residence	Non-Participating	38	44	41	46
437	Year-Round Residence	Non-Participating	35	41	38	44
438	Year-Round Residence	Non-Participating	35	41	38	43
439	Year-Round Residence	Non-Participating	33	39	36	42
440	Year-Round Residence	Non-Participating	32	39	36	41
441	Year-Round Residence	Non-Participating	33	39	36	41
442	Year-Round Residence	Non-Participating	34	40	37	43
443	Year-Round Residence	Non-Participating	41	47	44	50
444	Year-Round Residence	Non-Participating	40	46	43	49
445	Year-Round Residence	Non-Participating	41	47	44	49
446	Year-Round Residence	Non-Participating	41	47	44	50
447	Year-Round Residence	Non-Participating	42	48	45	51
448	Year-Round Residence	Non-Participating	43	49	46	52
449	Year-Round Residence	Non-Participating	46	53	50	55
450	Other Structure	Participating	47	54	50	56
451	Year-Round Residence	Participating	49	56	52	58
452	Year-Round Residence	Non-Participating	41	47	44	49
453	Year-Round Residence	Non-Participating	39	44	42	47
454	Year-Round Residence	Non-Participating	40	46	43	49
455	Year-Round Residence	Non-Participating	39	45	42	47

Table 7-10.1: Cumulative Construction Sound Level Modeling Results (Area 1) (Leq (1-sec)) at Discrete Points [dBA]

Receptor ID	Receptor Type	Participation Status	Foundation	Excavation	Turbine Erection	Worst-Case Total
456	Year-Round Residence	Non-Participating	19	25	22	28
457	Year-Round Residence	Non-Participating	18	24	21	27
458	Year-Round Residence	Non-Participating	21	28	25	30
459	Year-Round Residence	Non-Participating	22	28	25	30
460	Year-Round Residence	Non-Participating	22	28	25	30
461	Year-Round Residence	Non-Participating	23	29	26	32
462	Other Structure	Non-Participating	23	30	27	32
463	Year-Round Residence	Non-Participating	23	30	27	32
464	Year-Round Residence	Non-Participating	23	29	26	32
465	Year-Round Residence	Non-Participating	21	28	25	30
466	Year-Round Residence	Non-Participating	21	27	24	29
467	Year-Round Residence	Non-Participating	20	27	24	29
468	Year-Round Residence	Non-Participating	23	29	26	31
469	Year-Round Residence	Non-Participating	23	30	27	32
470	Year-Round Residence	Non-Participating	23	30	27	32
471	Year-Round Residence	Non-Participating	23	30	27	32
472	Year-Round Residence	Non-Participating	23	29	26	32
473	Year-Round Residence	Non-Participating	24	30	27	32
474	Year-Round Residence	Non-Participating	22	29	26	31
475	Year-Round Residence	Non-Participating	22	28	25	31
476	Year-Round Residence	Non-Participating	23	29	26	31
477	Year-Round Residence	Non-Participating	23	29	26	31
478	Year-Round Residence	Non-Participating	23	29	26	31
479	Year-Round Residence	Non-Participating	25	31	28	33
480	Year-Round Residence	Non-Participating	23	30	27	32
481	Other Structure	Non-Participating	23	29	26	31
482	Year-Round Residence	Non-Participating	23	29	26	31
483	Year-Round Residence	Non-Participating	24	31	28	33
484	Uninhabitable Residence	Non-Participating	23	29	26	32
485	Year-Round Residence	Non-Participating	23	29	26	32
486	Year-Round Residence	Non-Participating	23	29	26	32
487	Year-Round Residence	Non-Participating	23	29	26	31
488	Year-Round Residence	Non-Participating	23	29	26	32
489	Year-Round Residence	Non-Participating	23	29	26	32
490	Year-Round Residence	Non-Participating	23	29	26	31
491	Uninhabitable Residence	Non-Participating	23	29	26	31
492	Year-Round Residence	Non-Participating	23	29	26	31
493	Year-Round Residence	Non-Participating	22	29	26	31
494	Year-Round Residence	Non-Participating	22	29	26	31
495	Year-Round Residence	Non-Participating	22	28	25	31
496	Year-Round Residence	Non-Participating	22	28	25	30
497	Year-Round Residence	Non-Participating	21	28	25	30
498	Year-Round Residence	Non-Participating	22	29	26	31
499	Year-Round Residence	Non-Participating	24	30	27	33
500	Year-Round Residence	Non-Participating	23	29	26	31
501	Year-Round Residence	Non-Participating	20	27	24	29
502	Year-Round Residence	Non-Participating	21	27	24	29
503	Year-Round Residence	Non-Participating	19	26	23	28
504	Year-Round Residence	Non-Participating	23	29	26	32
505	Year-Round Residence	Non-Participating	24	30	27	32
506	Year-Round Residence	Non-Participating	27	33	30	35
507	Year-Round Residence	Non-Participating	27	34	31	36
508	Year-Round Residence	Non-Participating	36	41	38	44
509	Year-Round Residence	Non-Participating	36	41	38	43
510	Year-Round Residence	Non-Participating	36	42	39	44
511	Year-Round Residence	Non-Participating	36	43	40	45
512	Year-Round Residence	Non-Participating	35	41	38	43
513	Year-Round Residence	Non-Participating	34	41	38	43
514	Year-Round Residence	Non-Participating	34	41	38	43
515	Year-Round Residence	Non-Participating	31	38	35	40
516	Year-Round Residence	Non-Participating	30	37	34	39
517	Year-Round Residence	Non-Participating	29	36	33	38
518	Year-Round Residence	Non-Participating	28	34	31	37
519	Year-Round Residence	Non-Participating	27	33	30	36
520	Year-Round Residence	Non-Participating	27	34	31	36

Table 7-10.1: Cumulative Construction Sound Level Modeling Results (Area 1) (Leq (1-sec)) at Discrete Points [dBA]

Receptor ID	Receptor Type	Participation Status	Foundation	Excavation	Turbine Erection	Worst-Case Total
521	Year-Round Residence	Non-Participating	26	32	29	35
522	Year-Round Residence	Non-Participating	26	32	29	35
523	Year-Round Residence	Non-Participating	22	28	25	30
524	Year-Round Residence	Non-Participating	21	27	24	30
525	Unknown Structure	Non-Participating	24	30	27	33
526	Year-Round Residence	Non-Participating	16	23	20	25
527	Year-Round Residence	Non-Participating	32	38	35	40
528	Year-Round Residence	Non-Participating	32	38	35	40
529	Year-Round Residence	Non-Participating	36	42	39	44
530	Year-Round Residence	Non-Participating	35	42	39	44
531	Year-Round Residence	Non-Participating	35	41	38	44
532	Year-Round Residence	Non-Participating	34	40	37	42
533	Year-Round Residence	Non-Participating	27	34	31	36
534	Year-Round Residence	Non-Participating	27	34	31	36
535	Year-Round Residence	Non-Participating	31	37	34	40
536	Year-Round Residence	Non-Participating	26	32	29	35
537	Year-Round Residence	Non-Participating	35	40	37	43
538	Year-Round Residence	Non-Participating	35	40	37	43
539	Year-Round Residence	Non-Participating	37	42	38	44
540	Year-Round Residence	Non-Participating	37	43	39	45
541	Year-Round Residence	Non-Participating	40	46	42	48
542	Year-Round Residence	Non-Participating	39	45	42	48
543	Year-Round Residence	Non-Participating	40	46	43	49
544	Year-Round Residence	Participating	40	46	43	49
545	Year-Round Residence	Participating	46	53	50	55
546	Year-Round Residence	Participating	44	52	49	54
547	Year-Round Residence	Participating	47	53	50	55
548	Year-Round Residence	Participating	46	52	49	55
549	Year-Round Residence	Participating	46	52	49	55
550	Year-Round Residence	Participating	46	52	49	55
551	Year-Round Residence	Participating	45	52	49	54
552	Year-Round Residence	Non-Participating	36	43	40	45
553	Year-Round Residence	Non-Participating	35	42	39	44
554	Year-Round Residence	Non-Participating	33	40	37	42
555	Year-Round Residence	Non-Participating	33	39	36	41
556	Year-Round Residence	Non-Participating	36	42	39	45
557	Year-Round Residence	Non-Participating	30	37	34	39
558	Year-Round Residence	Non-Participating	30	36	33	39
559	Year-Round Residence	Non-Participating	29	35	32	37
560	Year-Round Residence	Non-Participating	29	35	32	37
561	Year-Round Residence	Non-Participating	29	35	32	37
562	Year-Round Residence	Non-Participating	28	34	31	37
563	Year-Round Residence	Non-Participating	28	34	31	37
564	Year-Round Residence	Non-Participating	31	37	34	40
565	Year-Round Residence	Non-Participating	30	37	34	39
566	Year-Round Residence	Non-Participating	31	37	34	39
567	Year-Round Residence	Non-Participating	30	36	32	38
568	Year-Round Residence	Non-Participating	27	34	31	36
569	Year-Round Residence	Non-Participating	28	34	31	36
570	Year-Round Residence	Non-Participating	29	33	31	36
571	Year-Round Residence	Non-Participating	27	33	30	36
572	Year-Round Residence	Non-Participating	29	35	32	37
573	Year-Round Residence	Non-Participating	27	33	30	35
574	Year-Round Residence	Non-Participating	29	36	33	38
575	Year-Round Residence	Non-Participating	29	35	32	37
576	Year-Round Residence	Non-Participating	28	35	32	37
577	Year-Round Residence	Non-Participating	29	35	32	37
578	Year-Round Residence	Non-Participating	28	35	32	37
579	Year-Round Residence	Non-Participating	28	35	32	37
580	Year-Round Residence	Non-Participating	28	34	31	36
581	Year-Round Residence	Non-Participating	28	34	31	36
582	Year-Round Residence	Non-Participating	27	34	31	36
583	Year-Round Residence	Non-Participating	26	32	29	35
584	Year-Round Residence	Non-Participating	25	32	28	34
585	Year-Round Residence	Non-Participating	29	36	33	38

Table 7-10.1: Cumulative Construction Sound Level Modeling Results (Area 1) (Leq (1-sec)) at Discrete Points [dBA]

Receptor ID	Receptor Type	Participation Status	Foundation	Excavation	Turbine Erection	Worst-Case Total
586	Year-Round Residence	Non-Participating	21	27	24	29
587	Year-Round Residence	Non-Participating	21	27	24	30
588	Year-Round Residence	Non-Participating	25	31	28	34
589	Other Structure	Non-Participating	25	31	28	33
590	Year-Round Residence	Non-Participating	21	27	24	29
591	Year-Round Residence	Non-Participating	21	27	24	29
592	Year-Round Residence	Non-Participating	19	26	23	28
593	Year-Round Residence	Non-Participating	19	25	22	28
594	Year-Round Residence	Non-Participating	18	25	22	27
595	Year-Round Residence	Non-Participating	19	25	22	27
596	Year-Round Residence	Non-Participating	18	24	21	27
597	Year-Round Residence	Non-Participating	18	24	21	26
598	Year-Round Residence	Non-Participating	26	32	29	34
599	Year-Round Residence	Non-Participating	22	29	26	31
600	Year-Round Residence	Non-Participating	26	32	29	35
601	Year-Round Residence	Non-Participating	22	28	25	30
602	Other Structure	Non-Participating	22	28	25	31
603	Year-Round Residence	Non-Participating	23	30	27	32
604	Year-Round Residence	Non-Participating	24	30	27	33
605	Year-Round Residence	Non-Participating	24	30	27	32
606	Year-Round Residence	Non-Participating	23	30	27	32
607	Year-Round Residence	Non-Participating	23	30	27	32
608	Year-Round Residence	Non-Participating	22	28	25	30
609	Year-Round Residence	Non-Participating	28	34	31	36
610	Year-Round Residence	Non-Participating	28	34	31	36
611	Year-Round Residence	Non-Participating	28	34	31	37
612	Year-Round Residence	Non-Participating	28	34	31	36
613	Year-Round Residence	Non-Participating	28	34	31	36
614	Year-Round Residence	Non-Participating	28	34	31	36
615	Year-Round Residence	Non-Participating	29	35	32	37
616	Year-Round Residence	Non-Participating	26	34	31	36
617	Year-Round Residence	Non-Participating	35	42	39	44
618	Year-Round Residence	Non-Participating	35	41	38	44
619	Year-Round Residence	Non-Participating	34	40	37	42
620	Other Structure	Non-Participating	34	40	37	42
621	Year-Round Residence	Non-Participating	31	38	35	40
622	Year-Round Residence	Non-Participating	32	38	35	40
623	Year-Round Residence	Non-Participating	31	37	34	40
624	Year-Round Residence	Non-Participating	30	37	34	39
625	Year-Round Residence	Non-Participating	32	39	36	41
626	Year-Round Residence	Non-Participating	30	36	33	38
627	Year-Round Residence	Non-Participating	31	38	35	40
628	Year-Round Residence	Non-Participating	31	37	34	39
629	Year-Round Residence	Non-Participating	28	34	31	37
630	Year-Round Residence	Non-Participating	27	34	31	36
631	Year-Round Residence	Non-Participating	27	34	31	36
632	Year-Round Residence	Non-Participating	27	34	31	36
633	Year-Round Residence	Non-Participating	28	34	31	36
634	Year-Round Residence	Non-Participating	27	34	31	36
635	Year-Round Residence	Non-Participating	29	35	31	37
636	Year-Round Residence	Non-Participating	28	35	32	37
637	Year-Round Residence	Non-Participating	28	34	31	37
638	Year-Round Residence	Non-Participating	24	30	27	32
639	Year-Round Residence	Non-Participating	24	30	27	32
640	Year-Round Residence	Non-Participating	27	34	31	36
641	Year-Round Residence	Non-Participating	27	33	30	36
642	Year-Round Residence	Non-Participating	26	33	30	35
643	Year-Round Residence	Non-Participating	26	33	30	35
644	Year-Round Residence	Non-Participating	25	31	28	34
645	Year-Round Residence	Non-Participating	22	28	25	30
646	Year-Round Residence	Non-Participating	23	29	26	31
647	Year-Round Residence	Non-Participating	23	29	26	31
648	Year-Round Residence	Non-Participating	22	29	26	31
649	Year-Round Residence	Non-Participating	21	28	25	30
650	Year-Round Residence	Non-Participating	24	30	28	33

Table 7-10.1: Cumulative Construction Sound Level Modeling Results (Area 1) (Leq (1-sec)) at Discrete Points [dBA]

Receptor ID	Receptor Type	Participation Status	Foundation	Excavation	Turbine Erection	Worst-Case Total
651	Year-Round Residence	Non-Participating	25	31	28	33
652	Year-Round Residence	Non-Participating	24	30	27	33
653	Year-Round Residence	Non-Participating	34	40	37	43
654	Year-Round Residence	Non-Participating	34	40	37	43
655	Year-Round Residence	Non-Participating	34	40	37	43
656	Year-Round Residence	Non-Participating	35	41	38	43
657	Year-Round Residence	Non-Participating	34	40	38	43
658	Year-Round Residence	Non-Participating	35	41	38	44
659	Year-Round Residence	Non-Participating	36	42	39	45
660	Year-Round Residence	Non-Participating	36	43	40	45
661	Year-Round Residence	Non-Participating	37	44	40	46
662	Year-Round Residence	Non-Participating	36	42	39	44
663	Year-Round Residence	Non-Participating	34	41	37	43
664	Year-Round Residence	Non-Participating	34	40	37	43
665	Year-Round Residence	Non-Participating	34	40	37	42
666	Year-Round Residence	Non-Participating	33	39	36	42
667	Year-Round Residence	Non-Participating	31	38	34	40
668	Year-Round Residence	Non-Participating	30	37	34	39
669	Year-Round Residence	Non-Participating	30	36	33	38
670	Year-Round Residence	Non-Participating	30	36	33	38
671	Year-Round Residence	Non-Participating	29	35	32	37
672	Year-Round Residence	Non-Participating	28	34	31	36
673	Year-Round Residence	Non-Participating	25	31	28	34
674	Year-Round Residence	Non-Participating	26	32	29	35
675	Year-Round Residence	Non-Participating	24	30	27	32
676	Year-Round Residence	Non-Participating	28	34	31	36
677	Year-Round Residence	Non-Participating	27	33	30	36
678	Year-Round Residence	Non-Participating	28	35	32	37
679	Year-Round Residence	Non-Participating	27	34	31	36
680	Other Structure	Non-Participating	28	34	31	36
681	Year-Round Residence	Non-Participating	29	35	33	38
682	Year-Round Residence	Non-Participating	36	43	40	45
683	Year-Round Residence	Non-Participating	37	43	40	45
684	Year-Round Residence	Non-Participating	37	43	40	45
685	Year-Round Residence	Non-Participating	37	43	40	45
686	Year-Round Residence	Non-Participating	35	41	38	43
687	Year-Round Residence	Non-Participating	28	34	31	36
688	Year-Round Residence	Non-Participating	28	35	31	37
689	Year-Round Residence	Non-Participating	28	35	32	37
690	Year-Round Residence	Non-Participating	29	35	32	37
691	Year-Round Residence	Non-Participating	30	36	33	39
692	Year-Round Residence	Non-Participating	30	36	33	39
693	Year-Round Residence	Non-Participating	30	37	34	39
694	Year-Round Residence	Non-Participating	32	38	35	41
695	Other Structure	Non-Participating	33	39	36	41
696	Year-Round Residence	Non-Participating	34	40	37	43
697	Year-Round Residence	Non-Participating	34	40	37	43
698	Year-Round Residence	Non-Participating	33	40	37	42
699	Year-Round Residence	Non-Participating	40	47	44	49
700	Year-Round Residence	Non-Participating	40	46	43	48
701	Year-Round Residence	Non-Participating	38	45	41	47
702	Year-Round Residence	Participating	37	45	41	47
703	Year-Round Residence	Non-Participating	36	42	39	44
704	Year-Round Residence	Non-Participating	36	42	39	44
705	Year-Round Residence	Non-Participating	37	44	41	46
706	Year-Round Residence	Non-Participating	40	47	44	49
707	Other Structure	Participating	42	48	45	51
708	Year-Round Residence	Non-Participating	44	50	47	52
709	Year-Round Residence	Non-Participating	43	50	47	52
710	Year-Round Residence	Non-Participating	43	50	46	52
711	Year-Round Residence	Non-Participating	40	46	44	49
712	Year-Round Residence	Participating	40	46	43	48
713	Year-Round Residence	Non-Participating	44	51	47	53
714	Seasonal Residence	Non-Participating	29	35	32	37
715	Seasonal Residence	Non-Participating	34	41	38	43

Table 7-10.1: Cumulative Construction Sound Level Modeling Results (Area 1) (Leq (1-sec)) at Discrete Points [dBA]

Receptor ID	Receptor Type	Participation Status	Foundation	Excavation	Turbine Erection	Worst-Case Total
716	Seasonal Residence	Non-Participating	24	30	27	32
717	Seasonal Residence	Non-Participating	24	30	27	32
718	Seasonal Residence	Non-Participating	24	30	27	32
719	Seasonal Residence	Non-Participating	24	30	27	32
720	Seasonal Residence	Non-Participating	24	30	27	32
721	Seasonal Residence	Non-Participating	24	30	27	33
722	Seasonal Residence	Non-Participating	24	30	27	32
723	Seasonal Residence	Non-Participating	24	30	27	32
724	Seasonal Residence	Non-Participating	24	30	27	32
725	Seasonal Residence	Non-Participating	24	30	27	32
726	Seasonal Residence	Non-Participating	24	30	27	32
727	Seasonal Residence	Non-Participating	24	30	27	32
728	Seasonal Residence	Non-Participating	24	30	27	32
729	Seasonal Residence	Non-Participating	24	30	27	32
730	Seasonal Residence	Non-Participating	24	30	27	32
731	Seasonal Residence	Non-Participating	24	30	27	32
732	Seasonal Residence	Non-Participating	24	30	27	32
733	Seasonal Residence	Non-Participating	24	30	27	32
734	Seasonal Residence	Non-Participating	24	30	27	32
735	Seasonal Residence	Non-Participating	24	30	27	32
736	Seasonal Residence	Non-Participating	24	30	27	32
737	Seasonal Residence	Non-Participating	24	30	27	32
738	Seasonal Residence	Non-Participating	24	30	27	32
739	Seasonal Residence	Non-Participating	24	30	27	32
740	Seasonal Residence	Non-Participating	24	30	27	32
741	Seasonal Residence	Non-Participating	24	30	27	32
742	Seasonal Residence	Non-Participating	24	30	27	32
743	Seasonal Residence	Non-Participating	24	30	27	32
744	Seasonal Residence	Non-Participating	24	30	27	32
745	Seasonal Residence	Non-Participating	24	30	27	32
746	Seasonal Residence	Non-Participating	24	30	27	32
747	Seasonal Residence	Non-Participating	27	34	30	36
748	Seasonal Residence	Non-Participating	30	37	34	39
749	Uninhabitable Residence	Non-Participating	31	38	34	40
750	Uninhabitable Residence	Non-Participating	32	38	35	41
751	Institutional Structure	Non-Participating	28	35	32	37
752	Institutional Structure	Non-Participating	26	33	29	35
753	Institutional Structure	Non-Participating	26	33	30	35
754	Institutional Structure	Non-Participating	26	32	29	34
755	Institutional Structure	Non-Participating	26	32	29	35
756	Institutional Structure	Non-Participating	26	32	29	35
757	Institutional Structure	Non-Participating	26	32	29	34
758	Institutional Structure	Non-Participating	26	32	29	34
759	Institutional Structure	Non-Participating	26	33	30	35
760	Institutional Structure	Non-Participating	25	31	28	34
761	Institutional Structure	Non-Participating	27	33	30	35
762	Institutional Structure	Non-Participating	25	32	29	34
763	Institutional Structure	Non-Participating	26	33	30	35
764	Institutional Structure	Non-Participating	25	31	28	33
765	Institutional Structure	Non-Participating	25	30	27	33
766	Institutional Structure	Non-Participating	27	33	30	35
767	Institutional Structure	Non-Participating	27	33	30	36
768	Institutional Structure	Non-Participating	27	34	31	36
769	Institutional Structure	Non-Participating	25	30	27	32
770	Institutional Structure	Non-Participating	29	35	32	38
771	Institutional Structure	Non-Participating	28	34	31	37
772	Institutional Structure	Non-Participating	27	33	30	35
773	Institutional Structure	Non-Participating	28	34	31	36
774	Institutional Structure	Non-Participating	28	35	32	37
775	Institutional Structure	Non-Participating	29	35	32	37
776	Institutional Structure	Non-Participating	29	35	32	38
777	Institutional Structure	Non-Participating	29	35	32	37
778	Institutional Structure	Non-Participating	29	35	32	38
779	Institutional Structure	Non-Participating	30	36	33	38
780	Institutional Structure	Non-Participating	29	35	32	38

Table 7-10.1: Cumulative Construction Sound Level Modeling Results (Area 1) (Leq (1-sec)) at Discrete Points [dBA]

Receptor ID	Receptor Type	Participation Status	Foundation	Excavation	Turbine Erection	Worst-Case Total
781	Institutional Structure	Non-Participating	29	36	33	38
782	Institutional Structure	Non-Participating	29	36	33	38
783	Institutional Structure	Non-Participating	29	36	33	38
784	Institutional Structure	Non-Participating	29	35	32	37
785	Institutional Structure	Non-Participating	29	35	32	38
786	Commercial Structure	Non-Participating	30	36	33	38
787	Institutional Structure	Non-Participating	29	35	32	38
788	Institutional Structure	Non-Participating	29	35	32	37
789	Institutional Structure	Non-Participating	29	35	32	38
790	Institutional Structure	Non-Participating	29	35	32	38
791	Institutional Structure	Non-Participating	30	37	34	39
792	Institutional Structure	Non-Participating	32	38	36	41
793	Institutional Structure	Non-Participating	33	39	36	42
794	Institutional Structure	Non-Participating	33	40	36	42
795	Institutional Structure	Non-Participating	30	36	33	38
796	Institutional Structure	Non-Participating	30	35	32	38
797	Institutional Structure	Non-Participating	29	35	33	38
798	Institutional Structure	Non-Participating	28	34	31	36
799	Institutional Structure	Non-Participating	28	34	31	36
800	Institutional Structure	Non-Participating	29	35	33	38
801	Commercial Structure	Non-Participating	30	35	32	38
802	Commercial Structure	Non-Participating	29	36	32	38
803	Commercial Structure	Non-Participating	29	35	32	37
804	Commercial Structure	Non-Participating	30	36	33	38
805	Commercial Structure	Non-Participating	30	36	33	38
806	Commercial Structure	Non-Participating	28	34	31	37
807	Commercial Structure	Non-Participating	24	30	27	32
808	Commercial Structure	Non-Participating	27	33	30	35
809	Commercial Structure	Non-Participating	27	33	30	35
810	Commercial Structure	Non-Participating	26	33	30	35
811	Commercial Structure	Non-Participating	22	28	25	31
812	Commercial Structure	Non-Participating	22	28	25	30
813	Commercial Structure	Non-Participating	22	28	25	30
814	Commercial Structure	Non-Participating	21	28	25	30
815	Commercial Structure	Non-Participating	21	28	25	30
816	Commercial Structure	Non-Participating	23	29	26	31
817	Commercial Structure	Non-Participating	23	30	27	32
818	Commercial Structure	Non-Participating	23	29	26	31
819	Commercial Structure	Non-Participating	24	29	26	32
820	Commercial Structure	Non-Participating	24	29	26	32
821	Commercial Structure	Non-Participating	29	36	32	38
822	Commercial Structure	Non-Participating	29	34	31	36
823	Commercial Structure	Non-Participating	29	35	32	37
824	Commercial Structure	Non-Participating	28	34	31	36
825	Commercial Structure	Non-Participating	29	34	31	37
826	Commercial Structure	Non-Participating	29	34	31	37
827	Commercial Structure	Non-Participating	29	35	32	37
828	Commercial Structure	Non-Participating	28	34	31	37
829	Commercial Structure	Non-Participating	28	34	31	36
830	Commercial Structure	Non-Participating	27	32	29	35
831	Commercial Structure	Non-Participating	27	32	29	35
832	Commercial Structure	Non-Participating	28	33	30	35
833	Commercial Structure	Non-Participating	29	35	32	37
834	Commercial Structure	Non-Participating	29	35	32	37
835	Commercial Structure	Non-Participating	29	35	32	37
836	Commercial Structure	Non-Participating	30	35	32	37
837	Commercial Structure	Non-Participating	29	35	32	38
838	Commercial Structure	Non-Participating	30	36	33	39
839	Commercial Structure	Non-Participating	29	35	32	38
840	Commercial Structure	Non-Participating	29	35	32	38
841	Commercial Structure	Non-Participating	29	35	32	37
842	Commercial Structure	Non-Participating	29	35	32	38
843	Commercial Structure	Non-Participating	34	40	37	43
844	Commercial Structure	Non-Participating	34	40	37	43
845	Commercial Structure	Non-Participating	28	33	30	35

Table 7-10.1: Cumulative Construction Sound Level Modeling Results (Area 1) (Leq (1-sec)) at Discrete Points [dBA]

Receptor ID	Receptor Type	Participation Status	Foundation	Excavation	Turbine Erection	Worst-Case Total
846	Commercial Structure	Non-Participating	29	35	32	38
847	Commercial Structure	Non-Participating	30	36	33	38
848	Commercial Structure	Non-Participating	35	39	35	42
849	Commercial Structure	Non-Participating	34	40	36	42
850	Commercial Structure	Non-Participating	30	36	33	38
851	Commercial Structure	Non-Participating	30	36	33	39
852	Commercial Structure	Non-Participating	35	42	39	44
853	Commercial Structure	Non-Participating	22	28	25	30
854	Commercial Structure	Non-Participating	23	29	26	31
855	Commercial Structure	Non-Participating	23	29	26	31
856	Commercial Structure	Non-Participating	23	30	27	32
857	Commercial Structure	Non-Participating	23	30	27	32
858	Commercial Structure	Non-Participating	21	27	24	29
859	Commercial Structure	Non-Participating	33	40	36	42
860	Commercial Structure	Non-Participating	33	39	36	42
861	Commercial Structure	Non-Participating	33	40	37	42
862	Commercial Structure	Non-Participating	33	39	36	42
863	Commercial Structure	Participating	43	50	47	52
864	Commercial Structure	Participating	43	49	46	52
865	Commercial Structure	Participating	47	53	50	56
866	Commercial Structure	Participating	47	53	50	55
867	Commercial Structure	Non-Participating	33	40	37	42
868	Commercial Structure	Non-Participating	28	35	32	37
869	Commercial Structure	Non-Participating	24	31	28	33
870	Commercial Structure	Non-Participating	22	28	25	30
871	Commercial Structure	Non-Participating	26	33	30	35
872	Commercial Structure	Non-Participating	29	36	33	38
873	Commercial Structure	Non-Participating	29	35	32	38
874	Commercial Structure	Non-Participating	30	37	34	39
875	Commercial Structure	Non-Participating	29	36	33	38
876	Commercial Structure	Non-Participating	30	36	33	38
877	Commercial Structure	Non-Participating	30	36	33	38
878	Year-Round Residence	Non-Participating	28	34	31	36
879	Commercial Structure	Non-Participating	28	34	31	37
880	Commercial Structure	Non-Participating	28	34	31	37
881	Commercial Structure	Non-Participating	28	35	32	37
882	Commercial Structure	Non-Participating	28	34	32	37
883	Commercial Structure	Non-Participating	29	35	32	37
884	Commercial Structure	Non-Participating	29	35	32	37
885	Commercial Structure	Non-Participating	25	31	28	33
886	Commercial Structure	Non-Participating	27	34	31	36
887	Commercial Structure	Non-Participating	27	34	31	36
888	Commercial Structure	Non-Participating	27	34	31	36
889	Commercial Structure	Non-Participating	27	34	31	36
890	Commercial Structure	Non-Participating	27	34	31	36
891	Commercial Structure	Participating	38	46	42	48
892	Commercial Structure	Participating	38	45	42	47
893	Commercial Structure	Participating	38	45	42	47
894	Commercial Structure	Participating	38	46	42	48
895	Commercial Structure	Non-Participating	35	42	39	44
896	Commercial Structure	Non-Participating	37	44	41	46
897	Public Structure	Non-Participating	29	35	32	37
898	Unknown Structure	Non-Participating	26	33	29	35
899	Public Structure	Non-Participating	23	30	26	32
900	Public Structure	Non-Participating	24	30	27	32
901	Public Structure	Non-Participating	23	29	26	31
902	Public Structure	Non-Participating	29	36	33	38
903	Public Structure	Non-Participating	30	36	33	39
904	Public Structure	Non-Participating	32	38	35	41
905	Public Structure	Non-Participating	29	35	31	37
906	Public Structure	Non-Participating	29	36	33	38
907	Public Structure	Non-Participating	23	29	26	32
908	Commercial Structure	Non-Participating	42	49	45	51
909	Commercial Structure	Non-Participating	30	36	33	39
910	Public Structure	Non-Participating	24	30	27	32

Table 7-10.1: Cumulative Construction Sound Level Modeling Results (Area 1) (Leq (1-sec)) at Discrete Points [dBA]

Receptor ID	Receptor Type	Participation Status	Foundation	Excavation	Turbine Erection	Worst-Case Total
911	Other Structure	Non-Participating	29	35	32	37
912	Other Structure	Non-Participating	29	36	33	38
913	Other Structure	Non-Participating	31	38	34	40
914	Other Structure	Non-Participating	30	36	33	39
915	Other Structure	Non-Participating	30	36	33	38
916	Other Structure	Non-Participating	30	36	32	38
917	Other Structure	Non-Participating	29	35	32	37
918	Other Structure	Non-Participating	29	35	32	37
919	Other Structure	Non-Participating	27	33	30	36
920	Other Structure	Non-Participating	24	31	28	33
921	Other Structure	Non-Participating	23	29	26	31
922	Other Structure	Non-Participating	21	27	24	30
923	Other Structure	Non-Participating	21	28	25	30
924	Other Structure	Non-Participating	22	28	25	30
925	Other Structure	Non-Participating	22	28	25	30
926	Other Structure	Non-Participating	22	28	25	30
927	Other Structure	Non-Participating	22	28	25	30
928	Other Structure	Non-Participating	21	28	25	30
929	Other Structure	Non-Participating	21	28	25	30
930	Other Structure	Non-Participating	22	29	26	31
931	Other Structure	Non-Participating	24	31	28	33
932	Other Structure	Non-Participating	24	29	26	31
933	Other Structure	Non-Participating	24	30	27	32
934	Other Structure	Non-Participating	24	29	26	32
935	Other Structure	Non-Participating	24	30	27	32
936	Other Structure	Non-Participating	23	30	27	32
937	Other Structure	Non-Participating	21	28	25	30
938	Other Structure	Non-Participating	23	29	26	31
939	Other Structure	Non-Participating	21	27	24	29
940	Year-Round Residence	Non-Participating	21	28	25	30
941	Other Structure	Non-Participating	20	26	23	29
942	Other Structure	Non-Participating	22	28	24	30
943	Other Structure	Non-Participating	19	24	21	27
944	Other Structure	Non-Participating	20	26	23	28
945	Other Structure	Non-Participating	20	24	22	27
946	Other Structure	Non-Participating	21	26	24	29
947	Other Structure	Non-Participating	23	29	26	31
948	Other Structure	Non-Participating	26	32	29	34
949	Other Structure	Non-Participating	28	34	31	37
950	Other Structure	Non-Participating	28	35	32	37
951	Other Structure	Non-Participating	30	35	33	38
952	Other Structure	Non-Participating	30	36	33	38
953	Other Structure	Non-Participating	30	36	33	38
954	Other Structure	Non-Participating	28	34	31	36
955	Other Structure	Non-Participating	29	36	32	38
956	Other Structure	Non-Participating	29	36	33	38
957	Other Structure	Non-Participating	29	36	33	38
958	Other Structure	Non-Participating	30	35	32	38
959	Other Structure	Non-Participating	30	36	33	38
960	Other Structure	Non-Participating	29	35	32	38
961	Other Structure	Non-Participating	29	34	31	37
962	Other Structure	Non-Participating	29	35	32	37
963	Commercial Structure	Non-Participating	27	34	31	36
964	Commercial Structure	Non-Participating	29	36	33	38
965	Other Structure	Non-Participating	30	36	33	39
966	Other Structure	Non-Participating	30	36	33	39
967	Other Structure	Non-Participating	29	36	33	38
968	Other Structure	Non-Participating	28	34	31	37
969	Institutional Structure	Non-Participating	32	38	35	41
970	Other Structure	Non-Participating	26	31	28	33
971	Other Structure	Non-Participating	29	36	33	38
972	Other Structure	Non-Participating	30	34	31	37
973	Other Structure	Non-Participating	32	38	35	40
974	Other Structure	Non-Participating	34	40	36	42
975	Other Structure	Non-Participating	35	39	35	42

Table 7-10.1: Cumulative Construction Sound Level Modeling Results (Area 1) (Leq (1-sec)) at Discrete Points [dBA]

Receptor ID	Receptor Type	Participation Status	Foundation	Excavation	Turbine Erection	Worst-Case Total
976	Other Structure	Non-Participating	28	34	31	37
977	Other Structure	Non-Participating	29	34	31	37
978	Other Structure	Non-Participating	29	34	31	36
979	Other Structure	Non-Participating	28	33	30	36
980	Other Structure	Non-Participating	29	34	31	37
981	Other Structure	Non-Participating	27	33	30	36
982	Other Structure	Non-Participating	27	34	31	36
983	Other Structure	Non-Participating	25	32	28	34
984	Other Structure	Non-Participating	27	33	30	35
985	Other Structure	Non-Participating	25	30	27	32
986	Other Structure	Non-Participating	26	31	28	33
987	Other Structure	Non-Participating	27	33	29	35
988	Other Structure	Non-Participating	26	33	30	35
989	Other Structure	Non-Participating	24	30	27	33
990	Other Structure	Non-Participating	23	29	26	32
991	Other Structure	Non-Participating	17	23	20	26
992	Other Structure	Non-Participating	18	25	22	27
993	Other Structure	Non-Participating	31	37	34	39
994	Other Structure	Non-Participating	32	38	35	41
995	Other Structure	Non-Participating	31	37	34	40
996	Other Structure	Non-Participating	30	36	33	38
997	Other Structure	Non-Participating	28	34	31	37
998	Year-Round Residence	Non-Participating	28	34	31	37
999	Other Structure	Non-Participating	27	33	30	36
1000	Other Structure	Non-Participating	27	33	30	36
1001	Other Structure	Non-Participating	27	33	30	36
1002	Other Structure	Non-Participating	25	31	28	34
1003	Year-Round Residence	Non-Participating	24	31	28	33
1004	Other Structure	Non-Participating	26	33	30	35
1005	Other Structure	Non-Participating	28	34	31	36
1006	Other Structure	Non-Participating	27	33	30	36
1007	Other Structure	Non-Participating	25	32	29	34
1008	Other Structure	Non-Participating	31	38	34	40
1009	Other Structure	Non-Participating	39	45	42	47
1010	Other Structure	Non-Participating	35	42	38	44
1011	Other Structure	Non-Participating	41	48	45	50
1012	Other Structure	Non-Participating	39	46	43	48
1013	Other Structure	Non-Participating	41	48	45	50
1014	Other Structure	Non-Participating	42	48	45	50
1015	Other Structure	Non-Participating	42	48	45	50
1016	Other Structure	Non-Participating	42	49	45	51
1017	Year-Round Residence	Participating	47	53	50	55
1018	Other Structure	Non-Participating	40	46	43	48
1019	Other Structure	Non-Participating	39	45	42	48
1020	Other Structure	Non-Participating	20	26	23	28
1021	Other Structure	Non-Participating	22	28	25	30
1022	Other Structure	Non-Participating	22	28	25	30
1023	Other Structure	Non-Participating	21	28	25	30
1024	Other Structure	Non-Participating	21	28	25	30
1025	Year-Round Residence	Non-Participating	21	27	24	29
1026	Other Structure	Non-Participating	23	30	27	32
1027	Other Structure	Non-Participating	24	30	27	32
1028	Other Structure	Non-Participating	23	29	26	32
1029	Other Structure	Non-Participating	23	29	26	32
1030	Other Structure	Non-Participating	23	29	26	32
1031	Other Structure	Non-Participating	23	29	26	32
1032	Other Structure	Non-Participating	22	29	26	31
1033	Other Structure	Non-Participating	22	28	25	31
1034	Other Structure	Non-Participating	22	28	25	31
1035	Other Structure	Non-Participating	21	28	25	30
1036	Other Structure	Non-Participating	22	29	26	31
1037	Other Structure	Non-Participating	24	30	27	33
1038	Other Structure	Non-Participating	22	29	26	31
1039	Other Structure	Non-Participating	21	27	24	29
1040	Other Structure	Non-Participating	21	27	24	29

Table 7-10.1: Cumulative Construction Sound Level Modeling Results (Area 1) (Leq (1-sec)) at Discrete Points [dBA]

Receptor ID	Receptor Type	Participation Status	Foundation	Excavation	Turbine Erection	Worst-Case Total
1041	Other Structure	Non-Participating	19	25	22	28
1042	Other Structure	Non-Participating	23	30	27	32
1043	Other Structure	Non-Participating	27	33	30	36
1044	Other Structure	Non-Participating	20	26	23	28
1045	Other Structure	Non-Participating	24	30	27	33
1046	Other Structure	Non-Participating	35	42	39	44
1047	Other Structure	Non-Participating	32	38	35	41
1048	Other Structure	Non-Participating	36	42	39	44
1049	Commercial Structure	Non-Participating	31	38	35	40
1050	Other Structure	Non-Participating	33	40	37	42
1051	Other Structure	Non-Participating	35	41	37	43
1052	Other Structure	Non-Participating	35	40	37	43
1053	Other Structure	Participating	44	50	47	53
1054	Other Structure	Participating	47	53	50	55
1055	Other Structure	Participating	47	53	50	55
1056	Other Structure	Participating	47	53	50	55
1057	Other Structure	Participating	47	53	50	56
1058	Other Structure	Non-Participating	36	43	40	45
1059	Commercial Structure	Non-Participating	39	45	43	48
1060	Commercial Structure	Non-Participating	38	44	41	46
1061	Commercial Structure	Non-Participating	38	44	40	46
1062	Other Structure	Non-Participating	32	38	35	41
1063	Other Structure	Non-Participating	33	39	36	42
1064	Other Structure	Non-Participating	28	35	32	37
1065	Other Structure	Non-Participating	28	35	32	37
1066	Other Structure	Non-Participating	30	37	34	39
1067	Other Structure	Non-Participating	30	36	33	39
1068	Other Structure	Non-Participating	27	34	31	36
1069	Other Structure	Non-Participating	27	34	31	36
1070	Other Structure	Non-Participating	29	35	32	38
1071	Other Structure	Non-Participating	28	35	32	37
1072	Other Structure	Non-Participating	27	34	31	36
1073	Other Structure	Non-Participating	27	33	30	36
1074	Other Structure	Non-Participating	27	33	30	36
1075	Other Structure	Non-Participating	28	34	31	36
1076	Other Structure	Non-Participating	29	36	33	38
1077	Other Structure	Non-Participating	24	31	28	33
1078	Other Structure	Non-Participating	25	32	29	34
1079	Other Structure	Non-Participating	21	27	24	29
1080	Other Structure	Non-Participating	19	26	23	28
1081	Other Structure	Non-Participating	19	25	22	28
1082	Other Structure	Non-Participating	19	25	22	27
1083	Unknown Structure	Non-Participating	26	31	30	34
1084	Other Structure	Non-Participating	27	34	31	36
1085	Other Structure	Non-Participating	29	35	32	37
1086	Other Structure	Non-Participating	28	34	31	36
1087	Other Structure	Non-Participating	29	36	33	38
1088	Other Structure	Non-Participating	31	37	34	39
1089	Other Structure	Non-Participating	30	37	34	39
1090	Other Structure	Non-Participating	27	34	31	36
1091	Commercial Structure	Non-Participating	27	34	31	36
1092	Commercial Structure	Non-Participating	27	34	31	36
1093	Other Structure	Non-Participating	28	34	31	36
1094	Other Structure	Non-Participating	29	36	33	38
1095	Other Structure	Non-Participating	28	35	32	37
1096	Other Structure	Non-Participating	24	30	27	32
1097	Other Structure	Non-Participating	27	34	31	36
1098	Other Structure	Non-Participating	27	33	30	36
1099	Other Structure	Non-Participating	26	33	30	36
1100	Other Structure	Non-Participating	27	33	30	36
1101	Other Structure	Non-Participating	27	33	30	36
1102	Other Structure	Non-Participating	28	34	31	36
1103	Other Structure	Non-Participating	26	33	30	35
1104	Other Structure	Non-Participating	26	32	29	35
1105	Other Structure	Non-Participating	24	30	27	32

Table 7-10.1: Cumulative Construction Sound Level Modeling Results (Area 1) (Leq (1-sec)) at Discrete Points [dBA]

Receptor ID	Receptor Type	Participation Status	Foundation	Excavation	Turbine Erection	Worst-Case Total
1106	Other Structure	Non-Participating	25	31	28	34
1107	Other Structure	Non-Participating	25	31	28	33
1108	Other Structure	Non-Participating	35	42	39	44
1109	Other Structure	Non-Participating	34	41	38	43
1110	Other Structure	Non-Participating	34	40	37	43
1111	Other Structure	Non-Participating	34	40	37	42
1112	Other Structure	Non-Participating	31	38	35	40
1113	Other Structure	Non-Participating	28	35	32	37
1114	Other Structure	Non-Participating	29	35	32	37
1115	Other Structure	Non-Participating	29	36	32	38
1116	Other Structure	Non-Participating	29	35	32	37
1117	Other Structure	Non-Participating	25	31	28	33
1118	Other Structure	Non-Participating	27	34	31	36
1119	Other Structure	Non-Participating	27	34	31	36
1120	Other Structure	Non-Participating	27	33	30	36
1121	Other Structure	Non-Participating	28	35	32	37
1122	Year-Round Residence	Non-Participating	28	34	31	36
1123	Other Structure	Non-Participating	37	43	40	45
1124	Other Structure	Non-Participating	28	35	32	37
1125	Other Structure	Non-Participating	29	35	32	37
1126	Other Structure	Non-Participating	30	36	33	38
1127	Other Structure	Non-Participating	30	36	33	39
1128	Other Structure	Non-Participating	30	36	33	39
1129	Year-Round Residence	Non-Participating	33	39	36	41
1130	Other Structure	Non-Participating	33	39	36	42
1131	Other Structure	Non-Participating	36	42	39	44
1132	Other Structure	Non-Participating	37	43	40	45
1133	Other Structure	Non-Participating	37	44	41	46
1134	Other Structure	Non-Participating	43	50	46	52
1135	Other Structure	Non-Participating	42	49	45	51
1136	Other Structure	Non-Participating	42	49	45	51
1137	Other Structure	Non-Participating	44	51	47	53
1138	Other Structure	Non-Participating	41	48	45	50
1139	Other Structure	Participating	39	46	43	48
1140	Other Structure	Participating	39	46	43	48
1141	Other Structure	Participating	40	46	43	48
1142	Other Structure	Non-Participating	29	35	32	37
1143	Other Structure	Non-Participating	19	25	21	27
1144	Year-Round Residence	Non-Participating	33	39	36	42
1145	Year-Round Residence	Non-Participating	33	39	36	42
1146	Unknown Structure	Non-Participating	22	28	25	30
1147	Year-Round Residence	Non-Participating	22	28	25	31
1148	Year-Round Residence	Non-Participating	23	30	27	32
1149	Other Structure	Non-Participating	23	30	27	32
1150	Commercial Structure	Non-Participating	32	38	35	41
1151	Other Structure	Non-Participating	25	31	28	33
1152	Year-Round Residence	Non-Participating	24	30	27	33
1153	Unknown Structure	Non-Participating	28	34	31	37
1154	Other Structure	Non-Participating	29	35	32	38
1155	Other Structure	Non-Participating	31	37	34	39
1156	Seasonal Residence	Non-Participating	30	36	33	38
1157	Year-Round Residence	Participating	42	49	46	51
1158	Other Structure	Non-Participating	42	50	46	52
1159	Other Structure	Non-Participating	43	48	46	51
1160	Other Structure	Non-Participating	40	46	43	49
1161	Other Structure	Participating	39	45	42	48
1162	Other Structure	Non-Participating	40	46	43	49
1163	Year-Round Residence	Non-Participating	27	34	31	36
1164	Year-Round Residence	Non-Participating	27	34	31	36
1165	Public Structure	Non-Participating	24	30	27	32
1166	Year-Round Residence	Non-Participating	24	30	27	32
1167	Year-Round Residence	Non-Participating	21	28	25	30
1168	Year-Round Residence	Non-Participating	27	34	31	36
1169	Year-Round Residence	Non-Participating	28	34	31	37
1170	Uninhabitable Residence	Non-Participating	18	24	21	27

Table 7-10.1: Cumulative Construction Sound Level Modeling Results (Area 1) (Leq (1-sec)) at Discrete Points [dBA]

Receptor ID	Receptor Type	Participation Status	Foundation	Excavation	Turbine Erection	Worst-Case Total
1171	Year-Round Residence	Non-Participating	34	40	37	42
1172	Other Structure	Non-Participating	35	41	38	44
1173	Year-Round Residence	Non-Participating	46	52	49	55
1174	Year-Round Residence	Non-Participating	38	44	41	46
1175	Public Structure	Non-Participating	33	40	37	42
1176	Year-Round Residence	Non-Participating	22	28	25	30
1177	Year-Round Residence	Non-Participating	22	28	25	31
1178	Year-Round Residence	Non-Participating	24	30	27	33
1179	Year-Round Residence	Non-Participating	35	40	36	42
1180	Other Structure	Non-Participating	32	39	36	41
1181	Other Structure	Non-Participating	22	28	25	30
1182	Other Structure	Non-Participating	22	28	25	30
1183	Year-Round Residence	Non-Participating	27	33	30	35
1184	Commercial Structure	Non-Participating	21	28	25	30
1185	Commercial Structure	Non-Participating	22	28	25	30
1186	Commercial Structure	Non-Participating	23	29	26	32
1187	Commercial Structure	Non-Participating	23	29	26	31
1188	Commercial Structure	Non-Participating	19	26	23	28
1189	Commercial Structure	Non-Participating	19	25	22	28
1190	Commercial Structure	Non-Participating	19	26	23	28
1191	Commercial Structure	Non-Participating	20	27	24	29
1192	Commercial Structure	Non-Participating	18	24	21	27
1193	Commercial Structure	Non-Participating	22	29	26	31
1194	Commercial Structure	Non-Participating	22	28	25	30
1195	Commercial Structure	Non-Participating	16	22	19	25
1196	Commercial Structure	Non-Participating	17	23	20	26
1197	Commercial Structure	Non-Participating	19	26	23	28
1198	Commercial Structure	Non-Participating	21	27	24	29
1199	Commercial Structure	Non-Participating	20	27	24	29
1200	Commercial Structure	Non-Participating	22	28	25	30
1201	Commercial Structure	Non-Participating	22	28	26	31
1202	Commercial Structure	Non-Participating	23	29	26	32
1203	Commercial Structure	Non-Participating	23	30	27	32
1204	Other Structure	Non-Participating	19	26	23	28
1205	Commercial Structure	Non-Participating	20	27	24	29
1206	Commercial Structure	Non-Participating	16	22	19	25
1207	Commercial Structure	Non-Participating	16	22	19	25
1208	Commercial Structure	Non-Participating	16	23	20	25
1209	Commercial Structure	Non-Participating	16	23	20	25
1210	Commercial Structure	Non-Participating	19	26	23	28
1211	Commercial Structure	Non-Participating	19	25	22	28
1212	Commercial Structure	Non-Participating	19	25	22	27
1213	Commercial Structure	Non-Participating	22	28	25	31
1214	Commercial Structure	Non-Participating	22	28	25	31
1215	Commercial Structure	Non-Participating	22	28	25	31
1216	Commercial Structure	Non-Participating	25	32	29	34
1217	Commercial Structure	Non-Participating	31	37	34	39
1218	Commercial Structure	Non-Participating	28	35	32	37
1219	Commercial Structure	Non-Participating	25	32	29	34
1220	Commercial Structure	Non-Participating	27	34	31	36
1221	Commercial Structure	Non-Participating	24	30	27	32
1222	Commercial Structure	Non-Participating	28	35	32	37
1223	Commercial Structure	Non-Participating	27	33	30	35
1224	Year-Round Residence	Non-Participating	31	37	34	40
1225	Commercial Structure	Non-Participating	27	33	30	36
1226	Commercial Structure	Non-Participating	26	32	29	34
1227	Commercial Structure	Non-Participating	25	31	28	34
1228	Commercial Structure	Non-Participating	25	31	28	34
1229	Commercial Structure	Non-Participating	24	30	27	33
1230	Commercial Structure	Non-Participating	24	30	27	32
1231	Commercial Structure	Non-Participating	28	35	32	37
1232	Commercial Structure	Non-Participating	27	34	31	36
1233	Commercial Structure	Non-Participating	28	34	31	37
1234	Commercial Structure	Non-Participating	28	34	31	36
1235	Commercial Structure	Non-Participating	34	40	37	43

Table 7-10.1: Cumulative Construction Sound Level Modeling Results (Area 1) (Leq (1-sec)) at Discrete Points [dBA]

Receptor ID	Receptor Type	Participation Status	Foundation	Excavation	Turbine Erection	Worst-Case Total
1236	Commercial Structure	Non-Participating	34	41	38	43
1237	Commercial Structure	Non-Participating	34	40	37	42
1238	Commercial Structure	Non-Participating	31	37	34	39
1239	Commercial Structure	Non-Participating	20	27	24	29
1240	Commercial Structure	Non-Participating	26	32	29	34
1241	Commercial Structure	Non-Participating	24	30	29	33
1242	Commercial Structure	Non-Participating	22	28	25	30
1243	Commercial Structure	Non-Participating	22	30	28	32
1244	Commercial Structure	Non-Participating	22	29	26	31
1245	Commercial Structure	Non-Participating	26	32	29	34
1246	Commercial Structure	Non-Participating	26	32	29	35
1247	Commercial Structure	Non-Participating	26	33	30	35
1248	Commercial Structure	Non-Participating	27	33	30	35
1249	Commercial Structure	Non-Participating	22	29	26	31
1250	Commercial Structure	Non-Participating	23	29	26	32
1251	Commercial Structure	Non-Participating	22	28	25	31
1252	Commercial Structure	Non-Participating	23	29	26	31
1253	Commercial Structure	Non-Participating	20	26	23	29
1254	Commercial Structure	Non-Participating	20	27	24	29
1255	Commercial Structure	Participating	49	55	52	58
1256	Commercial Structure	Participating	50	56	53	59
1257	Commercial Structure	Non-Participating	34	41	38	43
1258	Commercial Structure	Non-Participating	31	37	34	39
1259	Commercial Structure	Non-Participating	43	49	46	51
1260	Commercial Structure	Non-Participating	39	48	42	50
1261	Commercial Structure	Non-Participating	39	45	42	48
1262	Commercial Structure	Non-Participating	27	34	31	36
1263	Commercial Structure	Non-Participating	24	30	27	32
1264	Commercial Structure	Non-Participating	24	30	27	32
1265	Commercial Structure	Non-Participating	32	38	35	41
1266	Commercial Structure	Non-Participating	24	31	28	33
1267	Commercial Structure	Non-Participating	24	30	27	32
1268	Commercial Structure	Non-Participating	25	31	28	33
1269	Commercial Structure	Non-Participating	28	34	31	37
1270	Commercial Structure	Non-Participating	26	32	29	35
1271	Commercial Structure	Non-Participating	25	31	28	33
1272	Commercial Structure	Non-Participating	25	32	29	34
1273	Commercial Structure	Non-Participating	32	38	34	40
1274	Commercial Structure	Non-Participating	32	38	34	40
1275	Year-Round Residence	Non-Participating	31	38	35	40
1276	Commercial Structure	Participating	33	39	36	42
1277	Commercial Structure	Participating	34	40	37	42
1278	Commercial Structure	Participating	35	42	39	44
1279	Commercial Structure	Non-Participating	39	45	42	47
1280	Commercial Structure	Non-Participating	39	46	43	48
1281	Commercial Structure	Non-Participating	39	46	43	48
1282	Commercial Structure	Non-Participating	39	45	42	48
1283	Commercial Structure	Participating	41	48	45	50
1284	Commercial Structure	Non-Participating	37	44	41	46
1285	Commercial Structure	Non-Participating	25	31	28	33
1286	Other Structure	Non-Participating	35	41	38	44
1287	Commercial Structure	Non-Participating	24	30	27	33
1288	Commercial Structure	Non-Participating	24	30	27	33
1289	Institutional Structure	Non-Participating	22	29	26	31
1290	Institutional Structure	Non-Participating	22	29	26	31
1291	Institutional Structure	Non-Participating	28	34	31	37
1292	Institutional Structure	Non-Participating	25	32	29	34
1293	Institutional Structure	Non-Participating	24	30	27	32
1294	Institutional Structure	Non-Participating	24	30	27	32
1295	Institutional Structure	Non-Participating	24	31	28	33
1296	Institutional Structure	Non-Participating	24	31	28	33
1297	Institutional Structure	Non-Participating	24	31	28	33
1298	Institutional Structure	Non-Participating	24	31	28	33
1299	Institutional Structure	Non-Participating	41	47	42	49
1300	Institutional Structure	Non-Participating	36	43	40	45

Table 7-10.1: Cumulative Construction Sound Level Modeling Results (Area 1) (Leq (1-sec)) at Discrete Points [dBA]

Receptor ID	Receptor Type	Participation Status	Foundation	Excavation	Turbine Erection	Worst-Case Total
1301	Institutional Structure	Non-Participating	36	43	40	45
1302	Other Structure	Non-Participating	20	26	23	28
1303	Other Structure	Non-Participating	17	24	21	26
1304	Other Structure	Non-Participating	25	32	29	34
1305	Other Structure	Non-Participating	24	30	27	32
1306	Other Structure	Non-Participating	20	27	24	29
1307	Other Structure	Non-Participating	21	27	24	29
1308	Other Structure	Non-Participating	18	24	21	26
1309	Other Structure	Non-Participating	23	30	27	32
1310	Other Structure	Non-Participating	24	31	28	33
1311	Other Structure	Non-Participating	18	25	21	27
1312	Other Structure	Non-Participating	16	23	20	25
1313	Other Structure	Non-Participating	16	23	20	25
1314	Other Structure	Non-Participating	17	23	20	26
1315	Other Structure	Non-Participating	20	27	24	29
1316	Other Structure	Non-Participating	15	21	18	23
1317	Other Structure	Non-Participating	18	24	21	27
1318	Other Structure	Non-Participating	21	28	25	30
1319	Other Structure	Non-Participating	22	28	25	30
1320	Other Structure	Non-Participating	23	30	27	32
1321	Other Structure	Non-Participating	23	30	27	32
1322	Other Structure	Non-Participating	23	29	26	32
1323	Other Structure	Non-Participating	23	29	26	31
1324	Other Structure	Non-Participating	25	32	29	34
1325	Other Structure	Non-Participating	21	28	25	30
1326	Other Structure	Non-Participating	23	30	27	32
1327	Other Structure	Non-Participating	28	34	31	36
1328	Other Structure	Non-Participating	28	35	32	37
1329	Other Structure	Non-Participating	26	32	29	35
1330	Other Structure	Non-Participating	26	32	29	34
1331	Other Structure	Non-Participating	25	31	28	34
1332	Other Structure	Non-Participating	27	33	30	35
1333	Other Structure	Non-Participating	32	38	35	40
1334	Other Structure	Non-Participating	25	32	29	34
1335	Other Structure	Non-Participating	26	33	30	35
1336	Other Structure	Non-Participating	22	29	26	31
1337	Other Structure	Non-Participating	26	32	29	34
1338	Other Structure	Non-Participating	24	30	27	32
1339	Other Structure	Non-Participating	22	28	25	31
1340	Other Structure	Non-Participating	24	31	28	33
1341	Other Structure	Non-Participating	24	31	28	33
1342	Other Structure	Non-Participating	21	28	25	30
1343	Other Structure	Non-Participating	23	29	26	31
1344	Other Structure	Non-Participating	22	29	26	31
1345	Other Structure	Non-Participating	24	31	28	33
1346	Other Structure	Non-Participating	23	29	26	32
1347	Other Structure	Non-Participating	24	30	27	32
1348	Other Structure	Non-Participating	32	38	35	40
1349	Other Structure	Non-Participating	32	38	35	40
1350	Other Structure	Non-Participating	35	41	38	43
1351	Other Structure	Non-Participating	37	43	40	45
1352	Other Structure	Non-Participating	37	43	40	46
1353	Uninhabitable Residence	Non-Participating	40	46	43	49
1354	Other Structure	Non-Participating	39	46	43	48
1355	Other Structure	Non-Participating	42	49	47	51
1356	Other Structure	Non-Participating	30	37	34	39
1357	Other Structure	Non-Participating	30	37	33	39
1358	Other Structure	Non-Participating	32	38	35	41
1359	Other Structure	Non-Participating	40	46	43	49
1360	Other Structure	Non-Participating	36	43	40	45
1361	Other Structure	Non-Participating	36	45	39	47
1362	Other Structure	Non-Participating	38	44	41	46
1363	Other Structure	Non-Participating	41	47	44	49
1364	Other Structure	Non-Participating	40	48	45	50
1365	Year-Round Residence	Non-Participating	26	32	29	35

Table 7-10.1: Cumulative Construction Sound Level Modeling Results (Area 1) (Leq (1-sec)) at Discrete Points [dBA]

Receptor ID	Receptor Type	Participation Status	Foundation	Excavation	Turbine Erection	Worst-Case Total
1366	Other Structure	Non-Participating	27	33	30	35
1367	Other Structure	Non-Participating	24	30	27	32
1368	Other Structure	Non-Participating	23	29	26	32
1369	Other Structure	Non-Participating	24	30	27	32
1370	Other Structure	Non-Participating	30	36	33	38
1371	Other Structure	Non-Participating	28	34	31	36
1372	Other Structure	Non-Participating	25	31	28	34
1373	Other Structure	Non-Participating	25	32	29	34
1374	Other Structure	Non-Participating	24	30	27	32
1375	Other Structure	Non-Participating	24	30	27	33
1376	Other Structure	Non-Participating	24	30	27	33
1377	Other Structure	Non-Participating	24	30	27	32
1378	Other Structure	Non-Participating	24	30	27	33
1379	Other Structure	Non-Participating	22	29	26	31
1380	Other Structure	Non-Participating	23	30	27	32
1381	Other Structure	Non-Participating	22	29	26	31
1382	Other Structure	Non-Participating	28	34	31	37
1383	Other Structure	Non-Participating	27	33	30	36
1384	Other Structure	Non-Participating	25	32	29	34
1385	Other Structure	Non-Participating	28	35	31	37
1386	Other Structure	Non-Participating	29	35	32	37
1387	Other Structure	Non-Participating	33	39	36	42
1388	Other Structure	Non-Participating	32	38	35	40
1389	Other Structure	Non-Participating	30	36	34	39
1390	Other Structure	Non-Participating	31	38	35	40
1391	Other Structure	Participating	44	50	47	53
1392	Other Structure	Participating	44	50	47	53
1393	Other Structure	Non-Participating	41	48	45	50
1394	Other Structure	Non-Participating	43	48	45	51
1395	Other Structure	Non-Participating	42	49	46	51
1396	Other Structure	Non-Participating	41	48	44	50
1397	Other Structure	Participating	42	48	45	50
1398	Other Structure	Non-Participating	37	43	40	46
1399	Other Structure	Non-Participating	26	32	29	35
1400	Other Structure	Non-Participating	26	32	29	34
1401	Other Structure	Non-Participating	26	32	29	34
1402	Other Structure	Non-Participating	27	33	30	35
1403	Other Structure	Non-Participating	27	33	30	36
1404	Other Structure	Non-Participating	22	28	25	31
1405	Other Structure	Non-Participating	22	28	25	31
1406	Year-Round Residence	Non-Participating	27	33	30	36
1407	Other Structure	Non-Participating	26	33	30	35
1408	Other Structure	Non-Participating	29	35	32	37
1409	Year-Round Residence	Non-Participating	22	28	25	30
1410	Public Structure	Non-Participating	25	31	28	34
1411	Public Structure	Non-Participating	20	27	24	29
1412	Public Structure	Non-Participating	22	29	26	31
1413	Public Structure	Non-Participating	42	49	46	51
1414	Public Structure	Non-Participating	25	31	28	34
1415	Public Structure	Non-Participating	25	31	28	33
1416	Public Structure	Non-Participating	25	31	28	33
1417	Public Structure	Non-Participating	44	50	47	52
1418	Public Structure	Non-Participating	23	29	26	31
1419	Seasonal Residence	Non-Participating	19	26	23	28
1420	Other Structure	Non-Participating	21	27	24	29
1421	Seasonal Residence	Non-Participating	19	25	22	27
1422	Seasonal Residence	Non-Participating	23	29	26	31
1423	Seasonal Residence	Non-Participating	26	32	29	35
1424	Other Structure	Non-Participating	30	36	33	39
1425	Seasonal Residence	Non-Participating	21	28	25	30
1426	Seasonal Residence	Non-Participating	37	43	40	46
1427	Seasonal Residence	Non-Participating	31	37	34	39
1428	Seasonal Residence	Non-Participating	37	43	40	45
1429	Uninhabitable Residence	Participating	41	47	44	49
1430	Seasonal Residence	Non-Participating	35	44	42	46

Table 7-10.1: Cumulative Construction Sound Level Modeling Results (Area 1) (Leq (1-sec)) at Discrete Points [dBA]

Receptor ID	Receptor Type	Participation Status	Foundation	Excavation	Turbine Erection	Worst-Case Total
1432	Seasonal Residence	Non-Participating	43	48	43	50
1433	Seasonal Residence	Non-Participating	36	42	39	45
1434	Seasonal Residence	Non-Participating	26	32	29	35
1435	Uninhabitable Residence	Non-Participating	24	31	28	33
1436	Uninhabitable Residence	Non-Participating	25	31	28	33
1437	Uninhabitable Residence	Non-Participating	37	43	40	45
1438	Year-Round Residence	Non-Participating	39	45	42	47
1439	Year-Round Residence	Non-Participating	19	26	23	28
1440	Year-Round Residence	Non-Participating	20	26	23	28
1441	Year-Round Residence	Non-Participating	20	26	23	29
1442	Year-Round Residence	Non-Participating	20	27	24	29
1443	Year-Round Residence	Non-Participating	21	27	24	29
1444	Year-Round Residence	Non-Participating	21	28	25	30
1445	Year-Round Residence	Non-Participating	21	27	24	30
1446	Year-Round Residence	Non-Participating	20	27	24	29
1447	Year-Round Residence	Non-Participating	20	27	24	29
1448	Year-Round Residence	Non-Participating	20	26	23	29
1449	Year-Round Residence	Non-Participating	20	26	23	29
1450	Year-Round Residence	Non-Participating	20	26	23	28
1451	Year-Round Residence	Non-Participating	20	26	23	28
1452	Year-Round Residence	Non-Participating	20	26	23	29
1453	Year-Round Residence	Non-Participating	19	26	23	28
1454	Year-Round Residence	Non-Participating	20	26	23	29
1455	Year-Round Residence	Non-Participating	20	26	23	29
1456	Year-Round Residence	Non-Participating	20	27	24	29
1457	Year-Round Residence	Non-Participating	20	27	24	29
1458	Year-Round Residence	Non-Participating	21	27	24	29
1459	Year-Round Residence	Non-Participating	21	27	24	29
1460	Year-Round Residence	Non-Participating	21	27	24	29
1461	Year-Round Residence	Non-Participating	21	27	24	29
1462	Year-Round Residence	Non-Participating	21	27	24	29
1463	Year-Round Residence	Non-Participating	20	26	23	29
1464	Year-Round Residence	Non-Participating	20	26	23	28
1465	Year-Round Residence	Non-Participating	20	26	23	28
1466	Year-Round Residence	Non-Participating	21	27	24	29
1467	Year-Round Residence	Non-Participating	21	27	24	30
1468	Year-Round Residence	Non-Participating	22	28	25	30
1469	Year-Round Residence	Non-Participating	23	29	26	31
1470	Year-Round Residence	Non-Participating	23	29	26	32
1471	Year-Round Residence	Non-Participating	23	30	26	32
1472	Year-Round Residence	Non-Participating	24	30	27	32
1473	Year-Round Residence	Non-Participating	22	28	25	31
1474	Year-Round Residence	Non-Participating	22	29	26	31
1475	Year-Round Residence	Non-Participating	23	29	26	31
1476	Year-Round Residence	Non-Participating	23	29	26	32
1477	Year-Round Residence	Non-Participating	23	29	26	31
1478	Year-Round Residence	Non-Participating	23	29	26	32
1479	Year-Round Residence	Non-Participating	23	30	27	32
1480	Year-Round Residence	Non-Participating	23	30	27	32
1481	Year-Round Residence	Non-Participating	24	30	27	32
1482	Year-Round Residence	Non-Participating	24	30	27	32
1483	Year-Round Residence	Non-Participating	25	32	29	34
1484	Year-Round Residence	Non-Participating	26	32	29	34
1485	Year-Round Residence	Non-Participating	25	32	29	34
1486	Year-Round Residence	Non-Participating	24	31	28	33
1487	Year-Round Residence	Non-Participating	24	30	27	33
1488	Year-Round Residence	Non-Participating	24	30	27	33
1489	Year-Round Residence	Non-Participating	24	30	27	33
1490	Year-Round Residence	Non-Participating	24	30	27	32
1491	Year-Round Residence	Non-Participating	23	30	27	32
1492	Commercial Structure	Non-Participating	23	30	27	32
1493	Year-Round Residence	Non-Participating	22	28	25	31
1494	Year-Round Residence	Non-Participating	22	28	25	30
1495	Uninhabitable Residence	Non-Participating	21	28	25	30
1496	Year-Round Residence	Non-Participating	20	27	24	29

Table 7-10.1: Cumulative Construction Sound Level Modeling Results (Area 1) (Leq (1-sec)) at Discrete Points [dBA]

Receptor ID	Receptor Type	Participation Status	Foundation	Excavation	Turbine Erection	Worst-Case Total
1497	Year-Round Residence	Non-Participating	19	25	22	28
1498	Year-Round Residence	Non-Participating	19	25	22	27
1499	Year-Round Residence	Non-Participating	18	25	21	27
1500	Year-Round Residence	Non-Participating	18	24	21	26
1501	Year-Round Residence	Non-Participating	19	25	22	27
1502	Year-Round Residence	Non-Participating	19	25	22	28
1503	Year-Round Residence	Non-Participating	19	25	23	28
1504	Year-Round Residence	Non-Participating	19	26	23	28
1505	Year-Round Residence	Non-Participating	19	26	23	28
1506	Year-Round Residence	Non-Participating	20	26	23	28
1507	Year-Round Residence	Non-Participating	20	26	23	29
1508	Year-Round Residence	Non-Participating	21	27	24	30
1509	Year-Round Residence	Non-Participating	21	27	24	30
1510	Public Structure	Non-Participating	22	28	25	31
1511	Year-Round Residence	Non-Participating	22	29	26	31
1512	Year-Round Residence	Non-Participating	22	29	26	31
1513	Year-Round Residence	Non-Participating	22	29	26	31
1514	Year-Round Residence	Non-Participating	23	29	26	31
1515	Year-Round Residence	Non-Participating	21	27	24	30
1516	Year-Round Residence	Non-Participating	20	27	24	29
1517	Year-Round Residence	Non-Participating	21	27	24	30
1518	Other Structure	Non-Participating	20	26	23	29
1519	Year-Round Residence	Non-Participating	21	27	24	29
1520	Year-Round Residence	Non-Participating	20	27	24	29
1521	Year-Round Residence	Non-Participating	17	24	21	26
1522	Year-Round Residence	Non-Participating	17	24	21	26
1523	Year-Round Residence	Non-Participating	17	23	20	26
1524	Year-Round Residence	Non-Participating	17	24	21	26
1525	Year-Round Residence	Non-Participating	17	24	21	26
1526	Year-Round Residence	Non-Participating	17	23	20	26
1527	Commercial Structure	Non-Participating	18	24	21	27
1528	Year-Round Residence	Non-Participating	18	24	21	27
1529	Year-Round Residence	Non-Participating	18	25	22	27
1530	Year-Round Residence	Non-Participating	18	25	22	27
1531	Year-Round Residence	Non-Participating	19	25	22	27
1532	Year-Round Residence	Non-Participating	19	25	22	28
1533	Year-Round Residence	Non-Participating	23	29	26	32
1534	Year-Round Residence	Non-Participating	22	28	25	30
1535	Year-Round Residence	Non-Participating	21	27	24	30
1536	Year-Round Residence	Non-Participating	24	30	27	32
1537	Year-Round Residence	Non-Participating	24	30	27	33
1538	Year-Round Residence	Non-Participating	20	27	24	29
1539	Year-Round Residence	Non-Participating	21	27	24	29
1540	Year-Round Residence	Non-Participating	19	25	22	27
1541	Year-Round Residence	Non-Participating	19	25	22	28
1542	Year-Round Residence	Non-Participating	18	25	22	27
1543	Year-Round Residence	Non-Participating	19	25	22	28
1544	Year-Round Residence	Non-Participating	19	26	23	28
1545	Year-Round Residence	Non-Participating	20	26	23	28
1546	Year-Round Residence	Non-Participating	20	26	23	29
1547	Year-Round Residence	Non-Participating	25	31	28	33
1548	Year-Round Residence	Non-Participating	23	30	27	32
1549	Year-Round Residence	Non-Participating	23	29	26	31
1550	Year-Round Residence	Non-Participating	23	29	26	31
1551	Year-Round Residence	Non-Participating	23	29	26	32
1552	Year-Round Residence	Non-Participating	23	29	26	31
1553	Year-Round Residence	Non-Participating	23	29	26	32
1554	Year-Round Residence	Non-Participating	19	26	23	28
1555	Year-Round Residence	Non-Participating	19	26	23	28
1556	Year-Round Residence	Non-Participating	18	24	21	26
1557	Year-Round Residence	Non-Participating	16	23	20	25
1558	Year-Round Residence	Non-Participating	16	23	20	25
1559	Year-Round Residence	Non-Participating	16	23	20	25
1560	Uninhabitable Residence	Non-Participating	16	23	20	25
1561	Year-Round Residence	Non-Participating	16	23	20	25

Table 7-10.1: Cumulative Construction Sound Level Modeling Results (Area 1) (Leq (1-sec)) at Discrete Points [dBA]

Receptor ID	Receptor Type	Participation Status	Foundation	Excavation	Turbine Erection	Worst-Case Total
1562	Year-Round Residence	Non-Participating	17	23	20	25
1563	Year-Round Residence	Non-Participating	17	23	20	25
1564	Year-Round Residence	Non-Participating	17	23	20	25
1565	Year-Round Residence	Non-Participating	16	22	19	24
1566	Year-Round Residence	Non-Participating	18	25	22	27
1567	Year-Round Residence	Non-Participating	19	25	22	27
1568	Year-Round Residence	Non-Participating	19	26	23	28
1569	Year-Round Residence	Non-Participating	16	22	19	25
1570	Year-Round Residence	Non-Participating	18	24	21	26
1571	Year-Round Residence	Non-Participating	18	24	21	27
1572	Year-Round Residence	Non-Participating	19	26	23	28
1573	Year-Round Residence	Non-Participating	20	27	24	29
1574	Year-Round Residence	Non-Participating	21	27	24	30
1575	Year-Round Residence	Non-Participating	22	28	25	30
1576	Year-Round Residence	Non-Participating	21	28	25	30
1577	Year-Round Residence	Non-Participating	22	28	25	30
1578	Year-Round Residence	Non-Participating	23	29	26	32
1579	Year-Round Residence	Non-Participating	23	29	26	31
1580	Year-Round Residence	Non-Participating	22	29	26	31
1581	Year-Round Residence	Non-Participating	22	29	26	31
1582	Year-Round Residence	Non-Participating	22	29	26	31
1583	Year-Round Residence	Non-Participating	22	29	26	31
1584	Year-Round Residence	Non-Participating	22	29	26	31
1585	Year-Round Residence	Non-Participating	22	29	26	31
1586	Year-Round Residence	Non-Participating	22	29	26	31
1587	Year-Round Residence	Non-Participating	23	29	26	31
1588	Year-Round Residence	Non-Participating	25	31	28	33
1589	Year-Round Residence	Non-Participating	25	31	28	34
1590	Year-Round Residence	Non-Participating	26	33	30	35
1591	Other Structure	Non-Participating	27	33	30	35
1592	Year-Round Residence	Non-Participating	24	31	28	33
1593	Year-Round Residence	Non-Participating	25	31	28	33
1594	Other Structure	Non-Participating	25	31	28	34
1595	Year-Round Residence	Non-Participating	25	31	28	34
1596	Other Structure	Non-Participating	24	30	27	32
1597	Year-Round Residence	Non-Participating	24	30	27	32
1598	Year-Round Residence	Non-Participating	23	30	27	32
1599	Year-Round Residence	Non-Participating	24	30	27	32
1600	Year-Round Residence	Non-Participating	23	29	26	32
1601	Year-Round Residence	Non-Participating	27	34	31	36
1602	Year-Round Residence	Non-Participating	28	35	32	37
1603	Year-Round Residence	Non-Participating	28	35	32	37
1604	Year-Round Residence	Non-Participating	28	35	32	37
1605	Year-Round Residence	Non-Participating	31	37	34	39
1606	Year-Round Residence	Non-Participating	31	37	34	39
1607	Year-Round Residence	Non-Participating	30	36	33	39
1608	Year-Round Residence	Non-Participating	31	38	35	40
1609	Year-Round Residence	Non-Participating	31	38	35	40
1610	Year-Round Residence	Non-Participating	31	38	35	40
1611	Year-Round Residence	Non-Participating	32	38	35	40
1612	Year-Round Residence	Non-Participating	31	37	34	40
1613	Year-Round Residence	Non-Participating	32	38	35	40
1614	Year-Round Residence	Non-Participating	32	38	35	41
1615	Year-Round Residence	Non-Participating	31	37	34	40
1616	Year-Round Residence	Non-Participating	30	37	34	39
1617	Year-Round Residence	Non-Participating	30	36	33	38
1618	Year-Round Residence	Non-Participating	30	37	34	39
1619	Year-Round Residence	Non-Participating	27	33	30	35
1620	Year-Round Residence	Non-Participating	27	33	30	35
1621	Year-Round Residence	Non-Participating	27	33	30	35
1622	Year-Round Residence	Non-Participating	26	33	30	35
1623	Year-Round Residence	Non-Participating	27	33	29	35
1624	Year-Round Residence	Non-Participating	25	31	28	34
1625	Year-Round Residence	Non-Participating	25	32	29	34
1626	Year-Round Residence	Non-Participating	24	30	27	33

Table 7-10.1: Cumulative Construction Sound Level Modeling Results (Area 1) (Leq (1-sec)) at Discrete Points [dBA]

Receptor ID	Receptor Type	Participation Status	Foundation	Excavation	Turbine Erection	Worst-Case Total
1627	Commercial Structure	Non-Participating	24	30	27	32
1628	Year-Round Residence	Non-Participating	32	38	35	40
1629	Year-Round Residence	Non-Participating	28	34	31	36
1630	Year-Round Residence	Non-Participating	32	39	36	41
1631	Year-Round Residence	Non-Participating	33	39	36	41
1632	Year-Round Residence	Non-Participating	33	40	37	42
1633	Year-Round Residence	Non-Participating	35	41	38	44
1634	Year-Round Residence	Non-Participating	35	41	38	44
1635	Year-Round Residence	Non-Participating	35	41	38	43
1636	Year-Round Residence	Non-Participating	34	41	38	43
1637	Year-Round Residence	Non-Participating	34	40	37	43
1638	Year-Round Residence	Non-Participating	34	40	37	43
1639	Year-Round Residence	Non-Participating	34	40	38	43
1640	Year-Round Residence	Non-Participating	34	40	37	43
1641	Year-Round Residence	Non-Participating	34	40	37	43
1642	Year-Round Residence	Non-Participating	34	40	37	42
1643	Year-Round Residence	Non-Participating	34	40	37	42
1644	Year-Round Residence	Non-Participating	33	40	37	42
1645	Year-Round Residence	Non-Participating	33	40	37	42
1646	Year-Round Residence	Non-Participating	32	39	36	41
1647	Year-Round Residence	Non-Participating	32	38	35	41
1648	Year-Round Residence	Non-Participating	32	38	35	40
1649	Year-Round Residence	Non-Participating	32	38	35	40
1650	Year-Round Residence	Non-Participating	31	37	34	40
1651	Year-Round Residence	Non-Participating	25	32	29	34
1652	Year-Round Residence	Non-Participating	22	29	26	31
1653	Year-Round Residence	Non-Participating	21	28	25	30
1654	Year-Round Residence	Non-Participating	33	40	37	42
1655	Year-Round Residence	Non-Participating	38	43	41	46
1656	Year-Round Residence	Non-Participating	38	44	42	47
1657	Year-Round Residence	Non-Participating	40	46	43	48
1658	Year-Round Residence	Non-Participating	38	44	41	46
1659	Year-Round Residence	Non-Participating	32	38	35	40
1660	Year-Round Residence	Non-Participating	31	38	35	40
1661	Year-Round Residence	Non-Participating	35	42	39	44
1662	Year-Round Residence	Non-Participating	32	38	35	40
1663	Other Structure	Non-Participating	31	38	35	40
1664	Year-Round Residence	Non-Participating	31	37	34	39
1665	Year-Round Residence	Non-Participating	28	34	31	37
1666	Year-Round Residence	Non-Participating	28	34	31	36
1667	Year-Round Residence	Non-Participating	28	34	31	36
1668	Year-Round Residence	Non-Participating	28	34	31	36
1669	Year-Round Residence	Non-Participating	27	33	30	36
1670	Year-Round Residence	Non-Participating	26	32	29	35
1671	Year-Round Residence	Non-Participating	26	32	29	34
1672	Year-Round Residence	Non-Participating	26	32	29	34
1673	Year-Round Residence	Non-Participating	25	31	28	34
1674	Year-Round Residence	Non-Participating	21	27	24	30
1675	Year-Round Residence	Non-Participating	20	26	23	28
1676	Year-Round Residence	Non-Participating	19	26	23	28
1677	Year-Round Residence	Non-Participating	19	25	22	28
1678	Year-Round Residence	Non-Participating	20	26	23	28
1679	Year-Round Residence	Non-Participating	20	26	23	28
1680	Year-Round Residence	Non-Participating	25	31	28	33
1681	Year-Round Residence	Non-Participating	24	30	27	32
1682	Year-Round Residence	Non-Participating	21	27	24	30
1683	Year-Round Residence	Non-Participating	20	26	23	28
1684	Year-Round Residence	Non-Participating	20	26	23	28
1685	Year-Round Residence	Non-Participating	23	29	26	32
1686	Year-Round Residence	Non-Participating	23	29	26	31
1687	Year-Round Residence	Non-Participating	19	25	22	27
1688	Year-Round Residence	Non-Participating	18	24	21	27
1689	Year-Round Residence	Non-Participating	24	30	29	33
1690	Year-Round Residence	Non-Participating	22	29	26	31
1691	Year-Round Residence	Non-Participating	22	29	26	31

Table 7-10.1: Cumulative Construction Sound Level Modeling Results (Area 1) (Leq (1-sec)) at Discrete Points [dBA]

Receptor ID	Receptor Type	Participation Status	Foundation	Excavation	Turbine Erection	Worst-Case Total
1692	Year-Round Residence	Non-Participating	25	31	28	33
1693	Year-Round Residence	Non-Participating	26	32	29	35
1694	Year-Round Residence	Non-Participating	26	33	30	35
1695	Year-Round Residence	Non-Participating	26	32	29	35
1696	Year-Round Residence	Non-Participating	26	33	30	35
1697	Year-Round Residence	Non-Participating	26	32	29	35
1698	Year-Round Residence	Non-Participating	26	33	30	35
1699	Year-Round Residence	Non-Participating	26	32	29	35
1700	Year-Round Residence	Non-Participating	26	33	30	35
1701	Year-Round Residence	Non-Participating	26	33	30	35
1702	Year-Round Residence	Non-Participating	27	33	30	35
1703	Year-Round Residence	Non-Participating	27	33	30	35
1704	Year-Round Residence	Non-Participating	26	33	30	35
1705	Year-Round Residence	Non-Participating	26	33	30	35
1706	Year-Round Residence	Non-Participating	26	32	29	35
1707	Year-Round Residence	Non-Participating	26	32	29	35
1708	Year-Round Residence	Non-Participating	26	32	29	35
1709	Year-Round Residence	Non-Participating	22	29	26	31
1710	Year-Round Residence	Non-Participating	26	32	29	35
1711	Year-Round Residence	Non-Participating	26	32	29	34
1712	Year-Round Residence	Non-Participating	22	28	25	31
1713	Year-Round Residence	Non-Participating	25	32	29	34
1714	Year-Round Residence	Non-Participating	25	32	29	34
1715	Year-Round Residence	Non-Participating	23	29	26	32
1716	Year-Round Residence	Non-Participating	23	29	26	31
1717	Year-Round Residence	Non-Participating	18	24	21	27
1718	Year-Round Residence	Non-Participating	19	27	24	29
1719	Year-Round Residence	Non-Participating	30	36	33	38
1720	Year-Round Residence	Non-Participating	29	36	33	38
1721	Year-Round Residence	Non-Participating	28	35	32	37
1722	Year-Round Residence	Non-Participating	28	35	32	37
1723	Year-Round Residence	Non-Participating	28	34	31	36
1724	Year-Round Residence	Non-Participating	28	34	31	37
1725	Year-Round Residence	Non-Participating	28	34	31	36
1726	Year-Round Residence	Non-Participating	32	39	36	41
1727	Year-Round Residence	Non-Participating	27	33	30	35
1728	Year-Round Residence	Non-Participating	26	33	30	35
1729	Year-Round Residence	Non-Participating	26	32	29	35
1730	Year-Round Residence	Non-Participating	26	32	29	34
1731	Year-Round Residence	Non-Participating	29	35	33	38
1732	Year-Round Residence	Non-Participating	29	35	32	38
1733	Year-Round Residence	Non-Participating	29	35	32	37
1734	Year-Round Residence	Non-Participating	29	35	32	38
1735	Year-Round Residence	Non-Participating	29	35	32	37
1736	Year-Round Residence	Non-Participating	28	35	32	37
1737	Year-Round Residence	Non-Participating	27	34	32	37
1738	Year-Round Residence	Non-Participating	28	34	31	36
1739	Year-Round Residence	Non-Participating	28	34	31	36
1740	Year-Round Residence	Non-Participating	27	33	30	36
1741	Year-Round Residence	Non-Participating	27	33	30	36
1742	Year-Round Residence	Non-Participating	27	33	30	36
1743	Year-Round Residence	Non-Participating	27	33	30	35
1744	Year-Round Residence	Non-Participating	27	33	30	35
1745	Year-Round Residence	Non-Participating	27	33	30	35
1746	Year-Round Residence	Non-Participating	26	33	30	35
1747	Year-Round Residence	Non-Participating	22	29	26	31
1748	Year-Round Residence	Non-Participating	22	29	26	31
1749	Year-Round Residence	Non-Participating	22	29	26	31
1750	Year-Round Residence	Non-Participating	22	29	26	31
1751	Year-Round Residence	Non-Participating	22	29	26	31
1752	Year-Round Residence	Non-Participating	22	29	26	31
1753	Year-Round Residence	Non-Participating	22	29	26	31
1754	Year-Round Residence	Non-Participating	22	28	25	31
1755	Year-Round Residence	Non-Participating	23	29	26	32
1756	Year-Round Residence	Non-Participating	22	29	26	31

Table 7-10.1: Cumulative Construction Sound Level Modeling Results (Area 1) (Leq (1-sec)) at Discrete Points [dBA]

Receptor ID	Receptor Type	Participation Status	Foundation	Excavation	Turbine Erection	Worst-Case Total
1757	Year-Round Residence	Non-Participating	22	28	25	31
1758	Year-Round Residence	Non-Participating	23	29	26	31
1759	Year-Round Residence	Non-Participating	23	29	26	32
1760	Year-Round Residence	Non-Participating	23	29	26	32
1761	Year-Round Residence	Non-Participating	23	29	26	32
1762	Year-Round Residence	Non-Participating	23	29	26	32
1763	Year-Round Residence	Non-Participating	23	29	26	32
1764	Year-Round Residence	Non-Participating	21	28	25	30
1765	Year-Round Residence	Non-Participating	23	29	26	31
1766	Year-Round Residence	Non-Participating	19	26	23	28
1767	Year-Round Residence	Non-Participating	23	29	26	31
1768	Year-Round Residence	Non-Participating	22	28	25	31
1769	Year-Round Residence	Non-Participating	23	29	26	31
1770	Year-Round Residence	Non-Participating	22	29	26	31
1771	Year-Round Residence	Non-Participating	23	29	26	31
1772	Year-Round Residence	Non-Participating	23	29	26	31
1773	Year-Round Residence	Non-Participating	22	29	26	31
1774	Year-Round Residence	Non-Participating	22	29	26	31
1775	Year-Round Residence	Non-Participating	22	29	26	31
1776	Year-Round Residence	Non-Participating	21	28	25	30
1777	Year-Round Residence	Non-Participating	20	26	23	29
1778	Year-Round Residence	Non-Participating	20	26	23	29
1779	Year-Round Residence	Non-Participating	22	28	25	30
1780	Year-Round Residence	Non-Participating	23	29	26	32
1781	Year-Round Residence	Non-Participating	23	29	26	32
1782	Year-Round Residence	Non-Participating	25	31	28	33
1783	Year-Round Residence	Non-Participating	22	29	26	31
1784	Year-Round Residence	Non-Participating	23	30	27	32
1785	Year-Round Residence	Non-Participating	24	30	27	32
1786	Year-Round Residence	Non-Participating	25	31	28	33
1787	Year-Round Residence	Non-Participating	23	29	26	31
1788	Year-Round Residence	Non-Participating	25	31	28	34
1789	Year-Round Residence	Non-Participating	26	32	29	34
1790	Year-Round Residence	Non-Participating	26	32	29	34
1791	Year-Round Residence	Non-Participating	27	33	30	35
1792	Year-Round Residence	Non-Participating	26	33	30	35
1793	Year-Round Residence	Non-Participating	26	32	29	34
1794	Year-Round Residence	Non-Participating	26	32	29	34
1795	Year-Round Residence	Non-Participating	26	33	30	35
1796	Year-Round Residence	Non-Participating	24	31	27	33
1797	Year-Round Residence	Non-Participating	25	31	28	33
1798	Other Structure	Non-Participating	28	34	31	36
1799	Year-Round Residence	Non-Participating	28	34	31	37
1800	Year-Round Residence	Non-Participating	25	31	28	34
1801	Year-Round Residence	Non-Participating	26	32	29	35
1802	Year-Round Residence	Non-Participating	25	31	28	34
1803	Year-Round Residence	Non-Participating	23	30	27	32
1804	Year-Round Residence	Non-Participating	29	35	32	38
1805	Year-Round Residence	Non-Participating	28	34	31	36
1806	Year-Round Residence	Non-Participating	28	35	32	37
1807	Year-Round Residence	Non-Participating	29	35	32	37
1808	Year-Round Residence	Non-Participating	29	35	32	37
1809	Year-Round Residence	Non-Participating	32	38	35	40
1810	Year-Round Residence	Non-Participating	33	39	36	41
1811	Year-Round Residence	Non-Participating	33	40	37	42
1812	Year-Round Residence	Non-Participating	34	40	37	42
1813	Year-Round Residence	Non-Participating	36	42	39	44
1814	Year-Round Residence	Non-Participating	36	43	40	45
1815	Year-Round Residence	Non-Participating	34	40	37	42
1816	Year-Round Residence	Non-Participating	36	42	39	45
1817	Year-Round Residence	Non-Participating	37	43	40	46
1818	Year-Round Residence	Non-Participating	40	46	43	49
1819	Year-Round Residence	Non-Participating	38	45	42	47
1820	Year-Round Residence	Non-Participating	40	47	43	49
1821	Year-Round Residence	Non-Participating	41	47	44	49

Table 7-10.1: Cumulative Construction Sound Level Modeling Results (Area 1) (Leq (1-sec)) at Discrete Points [dBA]

Receptor ID	Receptor Type	Participation Status	Foundation	Excavation	Turbine Erection	Worst-Case Total
1822	Year-Round Residence	Non-Participating	41	47	44	50
1823	Year-Round Residence	Participating	39	46	43	48
1824	Year-Round Residence	Participating	39	46	43	48
1825	Year-Round Residence	Non-Participating	39	46	43	48
1826	Year-Round Residence	Non-Participating	37	44	40	46
1827	Year-Round Residence	Non-Participating	39	45	42	47
1828	Year-Round Residence	Non-Participating	37	44	41	46
1829	Year-Round Residence	Non-Participating	37	44	41	46
1830	Year-Round Residence	Non-Participating	37	44	41	46
1831	Year-Round Residence	Non-Participating	41	48	45	50
1832	Year-Round Residence	Non-Participating	42	49	46	51
1833	Year-Round Residence	Non-Participating	39	45	42	47
1834	Year-Round Residence	Non-Participating	40	46	43	48
1835	Year-Round Residence	Non-Participating	43	49	46	52
1836	Year-Round Residence	Non-Participating	41	48	45	50
1837	Year-Round Residence	Non-Participating	45	52	46	53
1838	Year-Round Residence	Non-Participating	47	53	50	56
1839	Year-Round Residence	Participating	49	55	52	57
1840	Year-Round Residence	Non-Participating	44	51	48	53
1841	Year-Round Residence	Non-Participating	43	50	47	52
1842	Year-Round Residence	Non-Participating	41	47	45	50
1843	Year-Round Residence	Non-Participating	41	47	44	50
1844	Year-Round Residence	Non-Participating	41	47	44	49
1845	Year-Round Residence	Non-Participating	46	53	50	55
1846	Year-Round Residence	Non-Participating	41	47	44	50
1847	Year-Round Residence	Non-Participating	47	53	50	55
1848	Year-Round Residence	Non-Participating	40	46	43	49
1849	Year-Round Residence	Non-Participating	38	45	42	47
1850	Year-Round Residence	Non-Participating	38	45	42	47
1851	Year-Round Residence	Non-Participating	38	44	41	46
1852	Year-Round Residence	Non-Participating	38	44	41	46
1853	Year-Round Residence	Non-Participating	37	43	40	45
1854	Other Structure	Non-Participating	34	40	37	42
1855	Year-Round Residence	Non-Participating	33	40	36	42
1856	Year-Round Residence	Non-Participating	33	39	36	42
1857	Year-Round Residence	Non-Participating	33	39	36	41
1858	Year-Round Residence	Non-Participating	32	38	36	41
1859	Year-Round Residence	Non-Participating	32	38	35	41
1860	Year-Round Residence	Non-Participating	31	37	34	40
1861	Year-Round Residence	Non-Participating	31	37	34	39
1862	Year-Round Residence	Non-Participating	30	37	34	39
1863	Year-Round Residence	Non-Participating	30	37	34	39
1864	Year-Round Residence	Non-Participating	30	37	34	39
1865	Year-Round Residence	Non-Participating	29	35	33	38
1866	Year-Round Residence	Non-Participating	29	36	33	38
1867	Year-Round Residence	Non-Participating	31	38	36	41
1868	Year-Round Residence	Non-Participating	31	37	34	39
1869	Year-Round Residence	Participating	30	36	33	38
1870	Year-Round Residence	Non-Participating	30	36	33	39
1871	Year-Round Residence	Non-Participating	37	43	40	46
1872	Year-Round Residence	Non-Participating	37	44	40	46
1873	Year-Round Residence	Participating	36	42	40	45
1874	Year-Round Residence	Non-Participating	38	44	41	47
1875	Year-Round Residence	Participating	37	44	41	46
1876	Year-Round Residence	Non-Participating	38	44	41	47
1877	Year-Round Residence	Non-Participating	40	46	43	48
1878	Year-Round Residence	Non-Participating	41	47	44	49
1879	Commercial Structure	Participating	48	54	51	56
1880	Year-Round Residence	Non-Participating	31	38	35	40
1881	Year-Round Residence	Non-Participating	32	38	35	40
1882	Year-Round Residence	Non-Participating	32	39	36	41
1883	Year-Round Residence	Non-Participating	37	44	41	46
1884	Year-Round Residence	Non-Participating	40	46	44	49
1885	Year-Round Residence	Non-Participating	40	47	44	49
1886	Year-Round Residence	Non-Participating	41	49	47	51

Table 7-10.1: Cumulative Construction Sound Level Modeling Results (Area 1) (Leq (1-sec)) at Discrete Points [dBA]

Receptor ID	Receptor Type	Participation Status	Foundation	Excavation	Turbine Erection	Worst-Case Total
1887	Year-Round Residence	Non-Participating	36	43	39	45
1888	Year-Round Residence	Non-Participating	39	47	44	49
1889	Year-Round Residence	Non-Participating	39	47	44	49
1890	Year-Round Residence	Non-Participating	37	45	42	47
1891	Year-Round Residence	Non-Participating	36	46	40	47
1892	Year-Round Residence	Non-Participating	36	43	38	45
1893	Year-Round Residence	Non-Participating	37	43	40	46
1894	Year-Round Residence	Non-Participating	40	47	41	48
1895	Year-Round Residence	Non-Participating	37	43	40	46
1896	Year-Round Residence	Non-Participating	40	47	44	49
1897	Year-Round Residence	Non-Participating	42	48	45	50
1898	Year-Round Residence	Non-Participating	38	45	42	47
1899	Year-Round Residence	Non-Participating	36	42	39	44
1900	Year-Round Residence	Participating	38	44	41	46
1901	Year-Round Residence	Non-Participating	40	46	43	49
1902	Year-Round Residence	Non-Participating	40	46	43	49
1903	Year-Round Residence	Non-Participating	40	46	43	48
1904	Year-Round Residence	Non-Participating	37	44	41	46
1905	Year-Round Residence	Non-Participating	38	47	45	49
1906	Year-Round Residence	Non-Participating	42	49	46	51
1907	Year-Round Residence	Non-Participating	41	48	45	50
1908	Year-Round Residence	Non-Participating	41	47	44	49
1909	Year-Round Residence	Non-Participating	42	49	46	51
1910	Year-Round Residence	Non-Participating	42	49	46	51
1911	Year-Round Residence	Non-Participating	42	48	45	51
1912	Year-Round Residence	Non-Participating	42	48	45	50
1913	Year-Round Residence	Non-Participating	41	48	45	50
1914	Year-Round Residence	Non-Participating	41	48	45	50
1915	Year-Round Residence	Non-Participating	42	48	45	50
1916	Year-Round Residence	Non-Participating	41	48	45	50
1917	Year-Round Residence	Non-Participating	40	48	45	50
1918	Year-Round Residence	Non-Participating	36	44	41	46
1919	Year-Round Residence	Non-Participating	34	40	36	42
1920	Year-Round Residence	Non-Participating	33	39	35	41
1921	Year-Round Residence	Non-Participating	33	40	36	42
1922	Year-Round Residence	Non-Participating	32	38	35	40
1923	Other Structure	Non-Participating	26	32	29	35
1924	Uninhabitable Residence	Non-Participating	26	32	29	34
1925	Year-Round Residence	Non-Participating	25	31	28	34
1926	Year-Round Residence	Non-Participating	27	35	32	37
1927	Year-Round Residence	Non-Participating	25	31	28	33
1928	Year-Round Residence	Non-Participating	24	30	27	33
1929	Year-Round Residence	Non-Participating	24	30	27	33
1930	Year-Round Residence	Non-Participating	24	30	27	32
1931	Year-Round Residence	Non-Participating	27	34	31	36
1932	Year-Round Residence	Non-Participating	27	34	31	36
1933	Year-Round Residence	Non-Participating	27	33	30	36
1934	Year-Round Residence	Non-Participating	27	34	31	36
1935	Year-Round Residence	Non-Participating	24	30	27	32
1936	Year-Round Residence	Non-Participating	24	30	27	32
1937	Year-Round Residence	Non-Participating	24	30	27	33
1938	Year-Round Residence	Non-Participating	24	31	28	33
1939	Year-Round Residence	Non-Participating	27	34	29	36
1940	Year-Round Residence	Non-Participating	24	30	27	32
1941	Year-Round Residence	Non-Participating	24	30	27	32
1942	Year-Round Residence	Non-Participating	24	30	27	32
1943	Year-Round Residence	Non-Participating	36	43	40	45
1944	Year-Round Residence	Non-Participating	24	30	27	33
1945	Year-Round Residence	Non-Participating	24	30	27	33
1946	Year-Round Residence	Non-Participating	24	30	27	32
1947	Year-Round Residence	Non-Participating	24	31	27	33
1948	Year-Round Residence	Non-Participating	24	31	28	33
1949	Year-Round Residence	Non-Participating	24	30	27	33
1950	Year-Round Residence	Non-Participating	24	30	27	32
1951	Uninhabitable Residence	Non-Participating	27	33	30	35

Table 7-10.1: Cumulative Construction Sound Level Modeling Results (Area 1) (Leq (1-sec)) at Discrete Points [dBA]

Receptor ID	Receptor Type	Participation Status	Foundation	Excavation	Turbine Erection	Worst-Case Total
1952	Year-Round Residence	Non-Participating	26	32	29	35
1953	Year-Round Residence	Non-Participating	26	32	29	35
1954	Year-Round Residence	Non-Participating	26	32	29	34
1955	Year-Round Residence	Non-Participating	21	28	25	30
1956	Year-Round Residence	Non-Participating	25	31	28	34
1957	Year-Round Residence	Non-Participating	25	32	29	34
1958	Year-Round Residence	Non-Participating	24	31	28	33
1959	Year-Round Residence	Non-Participating	24	30	27	32
1960	Year-Round Residence	Non-Participating	23	30	27	32
1961	Year-Round Residence	Non-Participating	22	29	26	31
1962	Year-Round Residence	Non-Participating	22	28	25	30
1963	Year-Round Residence	Non-Participating	21	28	25	30
1964	Year-Round Residence	Non-Participating	21	27	24	29
1965	Year-Round Residence	Non-Participating	24	30	27	32
1966	Year-Round Residence	Non-Participating	25	31	28	33
1967	Year-Round Residence	Non-Participating	33	39	35	41
1968	Year-Round Residence	Non-Participating	30	36	32	38
1969	Year-Round Residence	Non-Participating	29	36	33	38
1970	Year-Round Residence	Non-Participating	29	35	32	38
1971	Year-Round Residence	Non-Participating	27	34	31	36
1972	Uninhabitable Residence	Non-Participating	25	31	28	34
1973	Year-Round Residence	Non-Participating	25	31	28	34
1974	Year-Round Residence	Non-Participating	25	32	29	34
1975	Year-Round Residence	Non-Participating	25	32	29	34
1976	Year-Round Residence	Non-Participating	25	31	28	34
1977	Year-Round Residence	Non-Participating	25	31	28	33
1978	Year-Round Residence	Non-Participating	23	30	27	32
1979	Year-Round Residence	Non-Participating	24	30	27	33
1980	Year-Round Residence	Non-Participating	25	31	28	33
1981	Year-Round Residence	Non-Participating	24	30	27	33
1982	Year-Round Residence	Non-Participating	25	31	28	33
1983	Year-Round Residence	Non-Participating	22	28	25	30
1984	Year-Round Residence	Non-Participating	25	31	28	33
1985	Year-Round Residence	Non-Participating	25	31	28	34
1986	Year-Round Residence	Non-Participating	25	31	28	34
1987	Commercial Structure	Non-Participating	25	31	28	34
1988	Year-Round Residence	Non-Participating	25	32	28	34
1989	Year-Round Residence	Non-Participating	25	31	28	34
1990	Year-Round Residence	Non-Participating	25	31	28	34
1991	Year-Round Residence	Non-Participating	25	31	28	34
1992	Year-Round Residence	Non-Participating	25	31	28	34
1993	Year-Round Residence	Non-Participating	25	32	29	34
1994	Year-Round Residence	Non-Participating	25	32	29	34
1995	Year-Round Residence	Non-Participating	25	32	29	34
1996	Year-Round Residence	Non-Participating	25	32	29	34
1997	Year-Round Residence	Non-Participating	24	31	28	33
1998	Year-Round Residence	Non-Participating	24	31	28	33
1999	Year-Round Residence	Non-Participating	24	30	27	33
2000	Year-Round Residence	Non-Participating	24	30	27	33
2001	Year-Round Residence	Non-Participating	24	30	27	32
2002	Year-Round Residence	Non-Participating	24	30	27	33
2003	Year-Round Residence	Non-Participating	24	30	27	32
2004	Year-Round Residence	Non-Participating	24	30	27	32
2005	Year-Round Residence	Non-Participating	24	30	27	32
2006	Year-Round Residence	Non-Participating	22	28	25	31
2007	Year-Round Residence	Non-Participating	24	30	27	33
2008	Year-Round Residence	Non-Participating	24	30	27	32
2009	Year-Round Residence	Non-Participating	24	30	27	32
2010	Year-Round Residence	Non-Participating	24	30	27	32
2011	Year-Round Residence	Non-Participating	24	30	27	32
2012	Year-Round Residence	Non-Participating	24	30	27	32
2013	Year-Round Residence	Non-Participating	24	30	27	32
2014	Year-Round Residence	Non-Participating	24	30	27	32
2015	Year-Round Residence	Non-Participating	24	30	27	32
2016	Year-Round Residence	Non-Participating	24	30	27	32

Table 7-10.1: Cumulative Construction Sound Level Modeling Results (Area 1) (Leq (1-sec)) at Discrete Points [dBA]

Receptor ID	Receptor Type	Participation Status	Foundation	Excavation	Turbine Erection	Worst-Case Total
2017	Uninhabitable Residence	Non-Participating	24	30	27	32
2018	Year-Round Residence	Non-Participating	24	30	27	32
2019	Year-Round Residence	Non-Participating	24	30	27	32
2020	Year-Round Residence	Non-Participating	25	31	28	33
2021	Year-Round Residence	Non-Participating	25	31	28	33
2022	Year-Round Residence	Non-Participating	25	31	28	33
2023	Year-Round Residence	Non-Participating	25	31	28	33
2024	Year-Round Residence	Non-Participating	25	31	28	33
2025	Uninhabitable Residence	Non-Participating	25	31	28	33
2026	Year-Round Residence	Non-Participating	25	31	28	33
2027	Year-Round Residence	Non-Participating	24	31	28	33
2028	Year-Round Residence	Non-Participating	25	31	28	33
2029	Year-Round Residence	Non-Participating	24	31	28	33
2030	Year-Round Residence	Non-Participating	24	31	28	33
2031	Year-Round Residence	Non-Participating	24	31	28	33
2032	Year-Round Residence	Non-Participating	24	30	27	33
2033	Year-Round Residence	Non-Participating	24	30	27	32
2034	Year-Round Residence	Non-Participating	24	30	27	33
2035	Other Structure	Non-Participating	20	27	24	29
2036	Year-Round Residence	Non-Participating	24	30	27	33
2037	Year-Round Residence	Non-Participating	23	29	26	32
2038	Year-Round Residence	Non-Participating	21	27	24	30
2039	Year-Round Residence	Non-Participating	23	29	26	32
2040	Year-Round Residence	Non-Participating	23	29	26	31
2041	Year-Round Residence	Non-Participating	22	29	26	31
2042	Year-Round Residence	Non-Participating	25	32	29	34
2043	Year-Round Residence	Non-Participating	26	32	29	35
2044	Year-Round Residence	Non-Participating	22	28	25	31
2045	Year-Round Residence	Non-Participating	23	30	27	32
2046	Year-Round Residence	Non-Participating	23	30	27	32
2047	Year-Round Residence	Non-Participating	23	30	27	32
2048	Year-Round Residence	Non-Participating	24	30	27	32
2049	Year-Round Residence	Non-Participating	22	29	26	31
2050	Year-Round Residence	Non-Participating	23	29	26	32
2051	Year-Round Residence	Non-Participating	23	30	27	32
2052	Year-Round Residence	Non-Participating	23	29	26	31
2053	Year-Round Residence	Non-Participating	24	31	28	33
2054	Year-Round Residence	Non-Participating	27	34	31	36
2055	Year-Round Residence	Non-Participating	27	34	31	36
2056	Year-Round Residence	Non-Participating	27	34	31	36
2057	Year-Round Residence	Non-Participating	27	34	31	36
2058	Year-Round Residence	Non-Participating	28	34	31	36
2059	Year-Round Residence	Non-Participating	28	34	31	36
2060	Year-Round Residence	Non-Participating	28	34	31	36
2061	Year-Round Residence	Non-Participating	28	34	31	36
2062	Year-Round Residence	Non-Participating	28	34	31	37
2063	Year-Round Residence	Non-Participating	27	33	30	36
2064	Year-Round Residence	Non-Participating	27	34	31	36
2065	Year-Round Residence	Non-Participating	27	34	31	36
2066	Year-Round Residence	Non-Participating	27	33	30	36
2067	Year-Round Residence	Non-Participating	28	35	32	37
2068	Year-Round Residence	Non-Participating	27	33	30	36
2069	Year-Round Residence	Non-Participating	26	33	30	35
2070	Uninhabitable Residence	Non-Participating	26	32	29	35
2071	Year-Round Residence	Non-Participating	24	31	28	33
2072	Year-Round Residence	Non-Participating	25	32	29	34
2073	Year-Round Residence	Non-Participating	27	33	30	36
2074	Year-Round Residence	Non-Participating	27	34	31	36
2075	Year-Round Residence	Non-Participating	28	34	31	36
2076	Year-Round Residence	Non-Participating	30	36	33	39
2077	Year-Round Residence	Non-Participating	29	35	32	37
2078	Year-Round Residence	Non-Participating	29	35	32	38
2079	Year-Round Residence	Non-Participating	29	35	33	38
2080	Year-Round Residence	Non-Participating	32	38	35	41
2081	Year-Round Residence	Non-Participating	32	38	35	40

Table 7-10.1: Cumulative Construction Sound Level Modeling Results (Area 1) (Leq (1-sec)) at Discrete Points [dBA]

Receptor ID	Receptor Type	Participation Status	Foundation	Excavation	Turbine Erection	Worst-Case Total
2082	Year-Round Residence	Non-Participating	32	38	35	40
2083	Year-Round Residence	Participating	30	36	33	39
2084	Year-Round Residence	Non-Participating	29	36	33	38
2085	Year-Round Residence	Non-Participating	31	38	35	40
2086	Other Structure	Participating	30	36	33	39
2087	Year-Round Residence	Non-Participating	30	37	34	39
2088	Year-Round Residence	Non-Participating	30	37	34	39
2089	Year-Round Residence	Non-Participating	30	36	33	39
2090	Year-Round Residence	Non-Participating	31	37	34	39
2091	Year-Round Residence	Non-Participating	31	38	34	40
2092	Year-Round Residence	Non-Participating	34	40	37	43
2093	Year-Round Residence	Non-Participating	34	40	37	43
2094	Year-Round Residence	Non-Participating	33	39	36	42
2095	Year-Round Residence	Non-Participating	33	39	36	41
2096	Year-Round Residence	Non-Participating	33	39	36	41
2097	Year-Round Residence	Non-Participating	33	39	36	41
2098	Year-Round Residence	Non-Participating	32	39	35	41
2099	Year-Round Residence	Non-Participating	32	38	35	41
2100	Year-Round Residence	Non-Participating	34	40	37	42
2101	Year-Round Residence	Non-Participating	32	38	35	40
2102	Year-Round Residence	Participating	32	38	35	40
2103	Year-Round Residence	Non-Participating	34	41	38	43
2104	Year-Round Residence	Participating	35	42	39	44
2105	Year-Round Residence	Non-Participating	40	47	44	49
2106	Year-Round Residence	Non-Participating	41	47	44	49
2107	Year-Round Residence	Participating	44	50	47	53
2108	Year-Round Residence	Non-Participating	41	48	45	50
2109	Year-Round Residence	Non-Participating	41	48	45	50
2110	Year-Round Residence	Non-Participating	40	46	43	48
2111	Year-Round Residence	Non-Participating	43	48	46	51
2112	Year-Round Residence	Non-Participating	42	48	45	51
2113	Year-Round Residence	Non-Participating	41	48	45	50
2114	Year-Round Residence	Non-Participating	42	48	45	50
2115	Other Structure	Non-Participating	41	48	45	50
2116	Year-Round Residence	Non-Participating	39	46	43	48
2117	Year-Round Residence	Non-Participating	41	47	44	49
2118	Year-Round Residence	Non-Participating	42	48	45	50
2119	Year-Round Residence	Non-Participating	39	45	42	48
2120	Year-Round Residence	Non-Participating	38	45	42	47
2121	Year-Round Residence	Non-Participating	36	42	39	44
2122	Year-Round Residence	Non-Participating	36	42	39	45
2123	Other Structure	Non-Participating	36	42	40	45
2124	Year-Round Residence	Non-Participating	35	42	38	44
2125	Year-Round Residence	Non-Participating	34	40	37	43
2126	Year-Round Residence	Non-Participating	33	40	37	42
2127	Year-Round Residence	Non-Participating	29	35	32	38
2128	Year-Round Residence	Non-Participating	29	36	32	38
2129	Year-Round Residence	Non-Participating	28	34	31	36
2130	Year-Round Residence	Non-Participating	27	34	30	36
2131	Year-Round Residence	Non-Participating	25	31	28	33
2132	Year-Round Residence	Non-Participating	25	32	28	34
2133	Year-Round Residence	Non-Participating	28	34	31	37
2134	Year-Round Residence	Non-Participating	33	40	37	42
2135	Year-Round Residence	Non-Participating	35	42	39	44
2136	Year-Round Residence	Non-Participating	35	41	38	44
2137	Year-Round Residence	Non-Participating	36	42	39	45
2138	Year-Round Residence	Non-Participating	35	42	39	44
2139	Year-Round Residence	Non-Participating	36	43	40	45
2140	Year-Round Residence	Non-Participating	36	43	39	45
2141	Year-Round Residence	Non-Participating	38	44	41	46
2142	Year-Round Residence	Non-Participating	38	44	41	46
2143	Year-Round Residence	Non-Participating	39	46	43	48
2144	Year-Round Residence	Non-Participating	39	46	43	48
2145	Uninhabitable Residence	Non-Participating	40	46	42	48
2146	Uninhabitable Residence	Non-Participating	41	47	44	50

Table 7-10.1: Cumulative Construction Sound Level Modeling Results (Area 1) (Leq (1-sec)) at Discrete Points [dBA]

Receptor ID	Receptor Type	Participation Status	Foundation	Excavation	Turbine Erection	Worst-Case Total
2147	Year-Round Residence	Non-Participating	43	50	46	52
2148	Year-Round Residence	Non-Participating	42	48	45	51
2149	Year-Round Residence	Non-Participating	41	48	44	50
2150	Year-Round Residence	Non-Participating	22	28	25	31
2151	Year-Round Residence	Non-Participating	22	29	26	31
2152	Year-Round Residence	Non-Participating	22	28	25	30
2153	Year-Round Residence	Non-Participating	23	29	26	32
2154	Year-Round Residence	Non-Participating	23	29	26	31
2155	Year-Round Residence	Non-Participating	22	28	25	31
2156	Year-Round Residence	Non-Participating	28	35	32	37
2157	Year-Round Residence	Non-Participating	27	34	31	36
2158	Year-Round Residence	Non-Participating	29	35	32	38
2159	Year-Round Residence	Non-Participating	26	32	29	35
2160	Year-Round Residence	Non-Participating	26	32	29	34
2161	Year-Round Residence	Non-Participating	25	31	28	33
2162	Year-Round Residence	Non-Participating	25	32	29	34
2163	Year-Round Residence	Non-Participating	28	34	31	36
2164	Year-Round Residence	Non-Participating	27	33	30	36
2165	Year-Round Residence	Non-Participating	27	34	30	36
2166	Year-Round Residence	Non-Participating	27	33	30	35
2167	Year-Round Residence	Non-Participating	27	33	30	35
2168	Year-Round Residence	Non-Participating	27	34	31	36
2169	Year-Round Residence	Non-Participating	27	33	30	36
2170	Year-Round Residence	Non-Participating	28	34	31	37
2171	Year-Round Residence	Non-Participating	28	35	32	37
2172	Year-Round Residence	Non-Participating	31	38	34	40
2173	Year-Round Residence	Non-Participating	32	38	35	40
2174	Year-Round Residence	Non-Participating	34	40	37	43
2175	Year-Round Residence	Non-Participating	39	45	42	48
2176	Year-Round Residence	Non-Participating	35	41	38	43
2177	Year-Round Residence	Non-Participating	39	46	43	48
2178	Year-Round Residence	Non-Participating	40	46	43	48
2179	Year-Round Residence	Non-Participating	40	46	43	49
2180	Year-Round Residence	Non-Participating	41	47	44	49
2181	Year-Round Residence	Non-Participating	37	45	42	48
2182	Year-Round Residence	Non-Participating	41	47	42	49
2183	Year-Round Residence	Non-Participating	40	47	42	49
2184	Year-Round Residence	Non-Participating	43	49	46	52
2185	Year-Round Residence	Non-Participating	39	45	42	48
2186	Year-Round Residence	Non-Participating	38	45	42	47
2187	Year-Round Residence	Non-Participating	40	46	42	48
2188	Year-Round Residence	Non-Participating	38	44	41	46
2189	Year-Round Residence	Participating	48	54	51	56
2190	Year-Round Residence	Non-Participating	36	43	39	45
2191	Year-Round Residence	Non-Participating	32	39	35	41
2192	Year-Round Residence	Non-Participating	27	33	30	36
2193	Year-Round Residence	Non-Participating	29	35	33	38
2194	Year-Round Residence	Non-Participating	29	35	32	38
2195	Year-Round Residence	Non-Participating	29	35	32	37
2196	Year-Round Residence	Non-Participating	26	33	30	35
2197	Year-Round Residence	Non-Participating	26	32	29	34
2198	Year-Round Residence	Non-Participating	25	31	28	34
2199	Year-Round Residence	Non-Participating	24	30	27	32
2200	Year-Round Residence	Non-Participating	23	29	26	32
2201	Year-Round Residence	Non-Participating	23	29	26	32
2202	Year-Round Residence	Non-Participating	24	30	27	32
2203	Year-Round Residence	Non-Participating	23	29	26	31
2204	Year-Round Residence	Non-Participating	24	31	28	33
2205	Other Structure	Non-Participating	22	28	25	30
2206	Commercial Structure	Non-Participating	23	29	26	31
2207	Other Structure	Non-Participating	20	26	23	29
2208	Commercial Structure	Non-Participating	27	33	30	36
2209	Other Structure	Non-Participating	29	35	32	38
2210	Year-Round Residence	Non-Participating	23	30	27	32
2211	Other Structure	Non-Participating	25	32	29	34

Table 7-10.1: Cumulative Construction Sound Level Modeling Results (Area 1) (Leq (1-sec)) at Discrete Points [dBA]

Receptor ID	Receptor Type	Participation Status	Foundation	Excavation	Turbine Erection	Worst-Case Total
2212	Other Structure	Non-Participating	22	28	25	31
2213	Commercial Structure	Non-Participating	23	29	26	31
2214	Other Structure	Non-Participating	29	35	32	38
2215	Other Structure	Non-Participating	22	28	25	31
2216	Commercial Structure	Non-Participating	29	35	32	37
2217	Commercial Structure	Non-Participating	24	30	27	33
2218	Other Structure	Non-Participating	18	24	21	26
2219	Other Structure	Non-Participating	29	35	32	38
2220	Other Structure	Non-Participating	20	26	23	29
2221	Other Structure	Non-Participating	23	29	26	31
2222	Other Structure	Non-Participating	28	34	31	36
2223	Other Structure	Non-Participating	22	29	25	31
2224	Other Structure	Non-Participating	18	24	21	27
2225	Other Structure	Non-Participating	27	33	30	35
2226	Other Structure	Non-Participating	28	34	31	37
2227	Other Structure	Non-Participating	22	29	26	31
2228	Other Structure	Non-Participating	26	32	29	35
2229	Commercial Structure	Non-Participating	22	29	26	31
2230	Commercial Structure	Non-Participating	20	26	23	28
2231	Other Structure	Non-Participating	25	32	29	34
2232	Other Structure	Non-Participating	24	31	28	33
2233	Other Structure	Non-Participating	26	32	29	35
2234	Other Structure	Non-Participating	28	35	32	37
2235	Other Structure	Non-Participating	29	35	32	38
2236	Other Structure	Non-Participating	20	27	23	29
2237	Other Structure	Non-Participating	28	35	32	37
2238	Other Structure	Non-Participating	25	31	28	34
2239	Other Structure	Non-Participating	23	29	26	31
2240	Commercial Structure	Non-Participating	22	29	26	31
2241	Other Structure	Non-Participating	27	34	31	36
2242	Other Structure	Non-Participating	26	33	30	35
2243	Commercial Structure	Non-Participating	24	30	29	33
2244	Other Structure	Non-Participating	18	24	21	27
2245	Other Structure	Non-Participating	26	32	29	35
2246	Other Structure	Non-Participating	28	34	31	36
2247	Other Structure	Non-Participating	21	28	25	30
2248	Other Structure	Non-Participating	20	26	23	29
2249	Other Structure	Non-Participating	22	29	26	31
2250	Other Structure	Non-Participating	25	32	29	34
2251	Commercial Structure	Non-Participating	26	32	29	35
2252	Other Structure	Non-Participating	18	25	22	27
2253	Other Structure	Non-Participating	29	35	32	37
2254	Other Structure	Non-Participating	27	33	30	35
2255	Other Structure	Non-Participating	23	29	26	32
2256	Other Structure	Non-Participating	29	35	32	38
2257	Commercial Structure	Non-Participating	27	33	30	36
2258	Commercial Structure	Non-Participating	22	28	25	31
2259	Other Structure	Non-Participating	23	29	26	31
2260	Other Structure	Non-Participating	25	32	29	34
2261	Other Structure	Non-Participating	28	35	32	37
2262	Other Structure	Non-Participating	26	32	29	35
2263	Other Structure	Non-Participating	24	31	28	33
2264	Other Structure	Non-Participating	23	29	26	32
2265	Other Structure	Non-Participating	22	29	26	31
2266	Other Structure	Non-Participating	19	25	22	27
2267	Other Structure	Non-Participating	25	32	29	34
2268	Other Structure	Non-Participating	26	32	29	35
2269	Other Structure	Non-Participating	29	35	32	37
2270	Commercial Structure	Non-Participating	22	28	25	31
2271	Other Structure	Non-Participating	29	35	32	38
2272	Year-Round Residence	Non-Participating	26	32	29	34
2273	Seasonal Residence	Non-Participating	23	29	26	31
2274	Other Structure	Non-Participating	25	31	28	34
2275	Other Structure	Non-Participating	27	33	30	35
2276	Other Structure	Non-Participating	20	26	23	28

Table 7-10.1: Cumulative Construction Sound Level Modeling Results (Area 1) (Leq (1-sec)) at Discrete Points [dBA]

Receptor ID	Receptor Type	Participation Status	Foundation	Excavation	Turbine Erection	Worst-Case Total
2277	Other Structure	Non-Participating	22	28	25	31
2278	Year-Round Residence	Non-Participating	25	32	28	34
2279	Other Structure	Non-Participating	26	32	29	34
2280	Other Structure	Non-Participating	20	26	23	28
2281	Other Structure	Non-Participating	24	30	27	32
2282	Year-Round Residence	Non-Participating	22	28	25	30
2283	Other Structure	Non-Participating	27	33	30	36
2284	Other Structure	Non-Participating	22	29	26	31
2285	Year-Round Residence	Non-Participating	32	39	36	41
2286	Commercial Structure	Non-Participating	22	28	25	31
2287	Other Structure	Non-Participating	26	32	29	34
2288	Year-Round Residence	Non-Participating	24	30	27	33
2289	Year-Round Residence	Non-Participating	26	32	29	34
2290	Year-Round Residence	Non-Participating	23	29	26	32
2291	Other Structure	Non-Participating	41	47	44	49
2292	Other Structure	Participating	32	38	35	41
2293	Commercial Structure	Non-Participating	40	46	43	48
2294	Year-Round Residence	Non-Participating	31	37	34	40
2295	Year-Round Residence	Non-Participating	37	45	42	47
2296	Year-Round Residence	Non-Participating	36	45	43	47
2297	Year-Round Residence	Non-Participating	40	46	43	48
2298	Year-Round Residence	Non-Participating	23	29	26	32
2299	Uninhabitable Residence	Non-Participating	16	22	19	25
2300	Year-Round Residence	Non-Participating	27	33	30	35
2301	Year-Round Residence	Non-Participating	17	24	21	26
2302	Year-Round Residence	Non-Participating	19	26	23	28
2303	Other Structure	Non-Participating	25	31	28	34
2304	Year-Round Residence	Non-Participating	27	33	30	35
2305	Other Structure	Non-Participating	19	25	22	27
2306	Year-Round Residence	Non-Participating	23	30	27	32
2307	Year-Round Residence	Non-Participating	25	32	29	34
2308	Year-Round Residence	Non-Participating	19	25	23	28
2309	Other Structure	Non-Participating	31	37	34	40
2310	Year-Round Residence	Non-Participating	20	27	24	29
2311	Year-Round Residence	Non-Participating	18	24	21	26
2312	Year-Round Residence	Non-Participating	41	47	44	50
2313	Other Structure	Non-Participating	21	27	24	30
2314	Other Structure	Non-Participating	22	29	26	31
2315	Other Structure	Non-Participating	22	29	26	31
2316	Other Structure	Non-Participating	22	29	26	31
2317	Other Structure	Non-Participating	22	29	26	31
2318	Other Structure	Non-Participating	22	29	26	31
2319	Other Structure	Non-Participating	22	29	26	31
2320	Other Structure	Non-Participating	22	29	26	31
2321	Other Structure	Non-Participating	22	28	25	31
2322	Other Structure	Non-Participating	22	28	25	31
2323	Commercial Structure	Non-Participating	42	48	45	50
2324	Seasonal Residence	Non-Participating	32	39	36	41
2325	Year-Round Residence	Non-Participating	33	40	37	42
2326	Year-Round Residence	Non-Participating	34	40	37	42
2327	Year-Round Residence	Non-Participating	34	41	38	43
2328	Other Structure	Participating	50	56	54	59
2329	Other Structure	Non-Participating	32	39	36	41
2330	Other Structure	Non-Participating	38	45	41	47
2331	Other Structure	Participating	47	53	50	56
2332	Other Structure	Non-Participating	30	37	33	39
2333	Year-Round Residence	Non-Participating	34	43	41	45
2334	Public Structure	Non-Participating	32	38	35	41

Table 7-10.2: Cumulative Construction Sound Level Modeling Results (Area 2) (Leq (1-sec)) at Discrete Points [dBA]

Receptor ID	Receptor Type	Participation Status	Foundation
1	Year-Round Residence	Non-Participating	26
2	Year-Round Residence	Non-Participating	26
3	Year-Round Residence	Non-Participating	26
4	Year-Round Residence	Non-Participating	26
5	Year-Round Residence	Non-Participating	26
6	Year-Round Residence	Non-Participating	26
7	Year-Round Residence	Non-Participating	26
8	Year-Round Residence	Non-Participating	26
9	Year-Round Residence	Non-Participating	30
10	Year-Round Residence	Non-Participating	28
11	Year-Round Residence	Non-Participating	29
12	Year-Round Residence	Non-Participating	29
13	Year-Round Residence	Non-Participating	29
14	Year-Round Residence	Non-Participating	29
15	Year-Round Residence	Non-Participating	27
16	Year-Round Residence	Non-Participating	27
17	Year-Round Residence	Non-Participating	29
18	Year-Round Residence	Non-Participating	29
19	Year-Round Residence	Non-Participating	28
20	Year-Round Residence	Non-Participating	29
21	Year-Round Residence	Non-Participating	30
22	Year-Round Residence	Non-Participating	29
23	Year-Round Residence	Non-Participating	29
24	Year-Round Residence	Non-Participating	30
25	Year-Round Residence	Non-Participating	30
26	Year-Round Residence	Non-Participating	30
27	Year-Round Residence	Non-Participating	29
28	Year-Round Residence	Non-Participating	31
29	Year-Round Residence	Non-Participating	29
30	Year-Round Residence	Non-Participating	29
31	Year-Round Residence	Non-Participating	28
32	Year-Round Residence	Non-Participating	29
33	Year-Round Residence	Non-Participating	30
34	Year-Round Residence	Non-Participating	31
35	Year-Round Residence	Non-Participating	31
36	Year-Round Residence	Non-Participating	28
37	Year-Round Residence	Non-Participating	27
38	Year-Round Residence	Non-Participating	26
39	Year-Round Residence	Non-Participating	28
40	Year-Round Residence	Non-Participating	29
41	Year-Round Residence	Non-Participating	30
42	Year-Round Residence	Non-Participating	30
43	Year-Round Residence	Non-Participating	31
44	Year-Round Residence	Non-Participating	30
45	Year-Round Residence	Non-Participating	25
46	Year-Round Residence	Non-Participating	28
47	Year-Round Residence	Non-Participating	28
48	Year-Round Residence	Non-Participating	28
49	Year-Round Residence	Non-Participating	28
50	Year-Round Residence	Non-Participating	29
51	Year-Round Residence	Non-Participating	29
52	Year-Round Residence	Non-Participating	29
53	Year-Round Residence	Non-Participating	29
54	Year-Round Residence	Non-Participating	29
55	Year-Round Residence	Non-Participating	29
56	Year-Round Residence	Non-Participating	29
57	Year-Round Residence	Non-Participating	30
58	Year-Round Residence	Non-Participating	30
59	Year-Round Residence	Non-Participating	30
60	Year-Round Residence	Non-Participating	34
61	Year-Round Residence	Non-Participating	29

Table 7-10.2: Cumulative Construction Sound Level Modeling Results (Area 2) (Leq (1-sec)) at Discrete Points [dBA]

Receptor ID	Receptor Type	Participation Status	Foundation
62	Year-Round Residence	Non-Participating	30
63	Year-Round Residence	Non-Participating	34
64	Year-Round Residence	Non-Participating	29
65	Year-Round Residence	Non-Participating	29
66	Year-Round Residence	Non-Participating	29
67	Year-Round Residence	Non-Participating	29
68	Year-Round Residence	Non-Participating	29
69	Year-Round Residence	Non-Participating	30
70	Year-Round Residence	Non-Participating	32
71	Year-Round Residence	Non-Participating	32
72	Year-Round Residence	Non-Participating	32
73	Year-Round Residence	Non-Participating	32
74	Year-Round Residence	Non-Participating	32
75	Year-Round Residence	Non-Participating	31
76	Year-Round Residence	Non-Participating	32
77	Year-Round Residence	Non-Participating	32
78	Year-Round Residence	Non-Participating	31
79	Year-Round Residence	Non-Participating	31
80	Year-Round Residence	Non-Participating	31
81	Year-Round Residence	Non-Participating	31
82	Year-Round Residence	Non-Participating	31
83	Year-Round Residence	Non-Participating	31
84	Year-Round Residence	Non-Participating	30
85	Year-Round Residence	Non-Participating	31
86	Year-Round Residence	Non-Participating	31
87	Year-Round Residence	Non-Participating	30
88	Year-Round Residence	Non-Participating	30
89	Year-Round Residence	Non-Participating	31
90	Year-Round Residence	Non-Participating	31
91	Year-Round Residence	Non-Participating	31
92	Year-Round Residence	Non-Participating	31
93	Year-Round Residence	Non-Participating	30
94	Year-Round Residence	Non-Participating	28
95	Year-Round Residence	Non-Participating	28
96	Year-Round Residence	Non-Participating	30
97	Year-Round Residence	Non-Participating	30
98	Year-Round Residence	Non-Participating	27
99	Year-Round Residence	Non-Participating	28
100	Year-Round Residence	Non-Participating	23
101	Year-Round Residence	Non-Participating	24
102	Year-Round Residence	Non-Participating	22
103	Year-Round Residence	Non-Participating	21
104	Year-Round Residence	Non-Participating	29
105	Year-Round Residence	Non-Participating	21
106	Year-Round Residence	Non-Participating	20
107	Year-Round Residence	Non-Participating	20
108	Year-Round Residence	Non-Participating	20
109	Year-Round Residence	Non-Participating	23
110	Year-Round Residence	Non-Participating	22
111	Year-Round Residence	Non-Participating	23
112	Year-Round Residence	Non-Participating	21
113	Year-Round Residence	Non-Participating	22
114	Year-Round Residence	Non-Participating	20
115	Year-Round Residence	Non-Participating	19
116	Year-Round Residence	Non-Participating	21
117	Year-Round Residence	Non-Participating	19
118	Other Structure	Non-Participating	20
119	Year-Round Residence	Non-Participating	19
120	Year-Round Residence	Non-Participating	20
121	Year-Round Residence	Non-Participating	19
122	Year-Round Residence	Non-Participating	18

Table 7-10.2: Cumulative Construction Sound Level Modeling Results (Area 2) (Leq (1-sec)) at Discrete Points [dBA]

Receptor ID	Receptor Type	Participation Status	Foundation
123	Year-Round Residence	Non-Participating	19
124	Year-Round Residence	Non-Participating	19
125	Year-Round Residence	Non-Participating	18
126	Year-Round Residence	Non-Participating	17
127	Year-Round Residence	Non-Participating	17
128	Year-Round Residence	Non-Participating	22
129	Year-Round Residence	Non-Participating	24
130	Year-Round Residence	Non-Participating	19
131	Year-Round Residence	Non-Participating	19
132	Year-Round Residence	Non-Participating	21
133	Year-Round Residence	Non-Participating	20
134	Year-Round Residence	Non-Participating	26
135	Year-Round Residence	Non-Participating	25
136	Year-Round Residence	Non-Participating	26
137	Year-Round Residence	Non-Participating	23
138	Year-Round Residence	Non-Participating	26
139	Year-Round Residence	Non-Participating	27
140	Year-Round Residence	Non-Participating	22
141	Year-Round Residence	Non-Participating	24
142	Year-Round Residence	Non-Participating	25
143	Year-Round Residence	Non-Participating	23
144	Year-Round Residence	Non-Participating	22
145	Year-Round Residence	Non-Participating	22
146	Year-Round Residence	Non-Participating	28
147	Year-Round Residence	Non-Participating	28
148	Year-Round Residence	Non-Participating	28
149	Year-Round Residence	Non-Participating	28
150	Year-Round Residence	Non-Participating	29
151	Year-Round Residence	Non-Participating	27
152	Year-Round Residence	Non-Participating	27
153	Year-Round Residence	Non-Participating	27
154	Year-Round Residence	Non-Participating	28
155	Year-Round Residence	Non-Participating	28
156	Year-Round Residence	Non-Participating	30
157	Year-Round Residence	Non-Participating	28
158	Year-Round Residence	Non-Participating	30
159	Year-Round Residence	Non-Participating	30
160	Year-Round Residence	Non-Participating	30
161	Year-Round Residence	Non-Participating	30
162	Year-Round Residence	Non-Participating	30
163	Year-Round Residence	Non-Participating	30
164	Year-Round Residence	Non-Participating	30
165	Year-Round Residence	Non-Participating	30
166	Year-Round Residence	Non-Participating	30
167	Year-Round Residence	Non-Participating	30
168	Year-Round Residence	Non-Participating	30
169	Year-Round Residence	Non-Participating	30
170	Year-Round Residence	Non-Participating	30
171	Year-Round Residence	Non-Participating	30
172	Year-Round Residence	Non-Participating	30
173	Year-Round Residence	Non-Participating	30
174	Year-Round Residence	Non-Participating	30
175	Year-Round Residence	Non-Participating	30
176	Year-Round Residence	Non-Participating	30
177	Year-Round Residence	Non-Participating	30
178	Year-Round Residence	Non-Participating	30
179	Year-Round Residence	Non-Participating	31
180	Year-Round Residence	Non-Participating	31
181	Year-Round Residence	Non-Participating	31
182	Year-Round Residence	Non-Participating	31
183	Year-Round Residence	Non-Participating	31

Table 7-10.2: Cumulative Construction Sound Level Modeling Results (Area 2) (Leq (1-sec)) at Discrete Points [dBA]

Receptor ID	Receptor Type	Participation Status	Foundation
184	Year-Round Residence	Non-Participating	31
185	Year-Round Residence	Non-Participating	31
186	Year-Round Residence	Non-Participating	31
187	Year-Round Residence	Non-Participating	31
188	Year-Round Residence	Non-Participating	31
189	Year-Round Residence	Non-Participating	31
190	Year-Round Residence	Non-Participating	30
191	Year-Round Residence	Non-Participating	31
192	Year-Round Residence	Non-Participating	30
193	Year-Round Residence	Non-Participating	30
194	Year-Round Residence	Non-Participating	30
195	Year-Round Residence	Non-Participating	30
196	Year-Round Residence	Non-Participating	29
197	Year-Round Residence	Non-Participating	33
198	Year-Round Residence	Non-Participating	33
199	Year-Round Residence	Non-Participating	34
200	Year-Round Residence	Non-Participating	34
201	Year-Round Residence	Non-Participating	30
202	Year-Round Residence	Non-Participating	30
203	Year-Round Residence	Non-Participating	31
204	Year-Round Residence	Non-Participating	31
205	Year-Round Residence	Non-Participating	34
206	Year-Round Residence	Non-Participating	34
207	Year-Round Residence	Non-Participating	34
208	Year-Round Residence	Non-Participating	34
209	Year-Round Residence	Non-Participating	34
210	Year-Round Residence	Non-Participating	35
211	Year-Round Residence	Non-Participating	35
212	Year-Round Residence	Non-Participating	35
213	Year-Round Residence	Non-Participating	35
214	Year-Round Residence	Non-Participating	35
215	Year-Round Residence	Non-Participating	35
216	Year-Round Residence	Non-Participating	35
217	Year-Round Residence	Non-Participating	34
218	Year-Round Residence	Non-Participating	35
219	Year-Round Residence	Non-Participating	35
220	Year-Round Residence	Non-Participating	34
221	Year-Round Residence	Non-Participating	34
222	Year-Round Residence	Non-Participating	34
223	Year-Round Residence	Non-Participating	34
224	Year-Round Residence	Non-Participating	34
225	Year-Round Residence	Non-Participating	34
226	Year-Round Residence	Non-Participating	34
227	Year-Round Residence	Non-Participating	34
228	Year-Round Residence	Non-Participating	34
229	Year-Round Residence	Non-Participating	34
230	Year-Round Residence	Non-Participating	33
231	Year-Round Residence	Non-Participating	32
232	Year-Round Residence	Non-Participating	33
233	Year-Round Residence	Non-Participating	32
234	Year-Round Residence	Non-Participating	32
235	Year-Round Residence	Non-Participating	32
236	Year-Round Residence	Non-Participating	32
237	Year-Round Residence	Non-Participating	32
238	Year-Round Residence	Non-Participating	32
239	Year-Round Residence	Non-Participating	32
240	Year-Round Residence	Non-Participating	32
241	Year-Round Residence	Non-Participating	31
242	Year-Round Residence	Non-Participating	31
243	Year-Round Residence	Non-Participating	31
244	Year-Round Residence	Non-Participating	32

Table 7-10.2: Cumulative Construction Sound Level Modeling Results (Area 2) (Leq (1-sec)) at Discrete Points [dBA]

Receptor ID	Receptor Type	Participation Status	Foundation
245	Year-Round Residence	Non-Participating	31
246	Year-Round Residence	Non-Participating	32
247	Year-Round Residence	Non-Participating	31
248	Year-Round Residence	Non-Participating	32
249	Year-Round Residence	Non-Participating	32
250	Year-Round Residence	Non-Participating	32
251	Year-Round Residence	Non-Participating	32
252	Year-Round Residence	Non-Participating	34
253	Year-Round Residence	Non-Participating	34
254	Year-Round Residence	Non-Participating	34
255	Year-Round Residence	Non-Participating	34
256	Year-Round Residence	Non-Participating	34
257	Year-Round Residence	Non-Participating	35
258	Year-Round Residence	Non-Participating	35
259	Year-Round Residence	Non-Participating	35
260	Year-Round Residence	Non-Participating	36
261	Year-Round Residence	Non-Participating	35
262	Year-Round Residence	Non-Participating	36
263	Year-Round Residence	Non-Participating	36
264	Year-Round Residence	Non-Participating	37
265	Year-Round Residence	Non-Participating	36
266	Year-Round Residence	Non-Participating	39
267	Year-Round Residence	Non-Participating	38
268	Year-Round Residence	Non-Participating	25
269	Year-Round Residence	Non-Participating	26
270	Year-Round Residence	Non-Participating	27
271	Year-Round Residence	Non-Participating	27
272	Year-Round Residence	Non-Participating	26
273	Year-Round Residence	Non-Participating	26
274	Year-Round Residence	Non-Participating	27
275	Year-Round Residence	Non-Participating	27
276	Year-Round Residence	Non-Participating	28
277	Year-Round Residence	Non-Participating	28
278	Year-Round Residence	Non-Participating	27
279	Year-Round Residence	Non-Participating	28
280	Year-Round Residence	Non-Participating	28
281	Year-Round Residence	Non-Participating	27
282	Year-Round Residence	Non-Participating	27
283	Year-Round Residence	Non-Participating	27
284	Year-Round Residence	Non-Participating	27
285	Year-Round Residence	Non-Participating	27
286	Year-Round Residence	Non-Participating	27
287	Year-Round Residence	Non-Participating	27
288	Year-Round Residence	Non-Participating	27
289	Year-Round Residence	Non-Participating	27
290	Year-Round Residence	Non-Participating	27
291	Year-Round Residence	Non-Participating	28
292	Year-Round Residence	Non-Participating	28
293	Year-Round Residence	Non-Participating	28
294	Year-Round Residence	Non-Participating	28
295	Year-Round Residence	Non-Participating	28
296	Year-Round Residence	Non-Participating	28
297	Year-Round Residence	Non-Participating	28
298	Year-Round Residence	Non-Participating	28
299	Year-Round Residence	Non-Participating	29
300	Year-Round Residence	Non-Participating	29
301	Year-Round Residence	Non-Participating	29
302	Year-Round Residence	Non-Participating	29
303	Year-Round Residence	Non-Participating	29
304	Year-Round Residence	Non-Participating	29
305	Year-Round Residence	Non-Participating	30

Table 7-10.2: Cumulative Construction Sound Level Modeling Results (Area 2) (Leq (1-sec)) at Discrete Points [dBA]

Receptor ID	Receptor Type	Participation Status	Foundation
306	Year-Round Residence	Non-Participating	27
307	Year-Round Residence	Non-Participating	27
308	Year-Round Residence	Non-Participating	27
309	Year-Round Residence	Non-Participating	27
310	Year-Round Residence	Non-Participating	27
311	Year-Round Residence	Non-Participating	27
312	Year-Round Residence	Non-Participating	26
313	Year-Round Residence	Non-Participating	27
314	Year-Round Residence	Non-Participating	27
315	Year-Round Residence	Non-Participating	28
316	Year-Round Residence	Non-Participating	28
317	Year-Round Residence	Non-Participating	28
318	Year-Round Residence	Non-Participating	27
319	Year-Round Residence	Non-Participating	27
320	Year-Round Residence	Non-Participating	27
321	Year-Round Residence	Non-Participating	27
322	Year-Round Residence	Non-Participating	27
323	Year-Round Residence	Non-Participating	27
324	Year-Round Residence	Non-Participating	27
325	Year-Round Residence	Non-Participating	28
326	Year-Round Residence	Non-Participating	26
327	Year-Round Residence	Non-Participating	26
328	Year-Round Residence	Non-Participating	27
329	Year-Round Residence	Non-Participating	28
330	Year-Round Residence	Non-Participating	27
331	Year-Round Residence	Non-Participating	28
332	Year-Round Residence	Non-Participating	27
333	Year-Round Residence	Non-Participating	28
334	Year-Round Residence	Non-Participating	27
335	Year-Round Residence	Non-Participating	28
336	Year-Round Residence	Non-Participating	28
337	Year-Round Residence	Non-Participating	29
338	Year-Round Residence	Non-Participating	30
339	Year-Round Residence	Non-Participating	30
340	Year-Round Residence	Non-Participating	29
341	Year-Round Residence	Non-Participating	26
342	Year-Round Residence	Non-Participating	26
343	Year-Round Residence	Non-Participating	29
344	Year-Round Residence	Non-Participating	26
345	Year-Round Residence	Non-Participating	25
346	Year-Round Residence	Non-Participating	25
347	Year-Round Residence	Non-Participating	25
348	Year-Round Residence	Non-Participating	28
349	Year-Round Residence	Non-Participating	28
350	Year-Round Residence	Non-Participating	26
351	Year-Round Residence	Non-Participating	24
352	Year-Round Residence	Non-Participating	25
353	Year-Round Residence	Non-Participating	25
354	Year-Round Residence	Non-Participating	26
355	Year-Round Residence	Non-Participating	25
356	Year-Round Residence	Non-Participating	25
357	Year-Round Residence	Non-Participating	30
358	Year-Round Residence	Non-Participating	23
359	Year-Round Residence	Non-Participating	23
360	Year-Round Residence	Non-Participating	23
361	Year-Round Residence	Non-Participating	23
362	Year-Round Residence	Non-Participating	23
363	Year-Round Residence	Non-Participating	22
364	Year-Round Residence	Non-Participating	22
365	Year-Round Residence	Non-Participating	22
366	Year-Round Residence	Non-Participating	22

Table 7-10.2: Cumulative Construction Sound Level Modeling Results (Area 2) (Leq (1-sec)) at Discrete Points [dBA]

Receptor ID	Receptor Type	Participation Status	Foundation
367	Year-Round Residence	Non-Participating	21
368	Year-Round Residence	Non-Participating	21
369	Year-Round Residence	Non-Participating	21
370	Year-Round Residence	Non-Participating	20
371	Year-Round Residence	Non-Participating	20
372	Year-Round Residence	Non-Participating	19
373	Year-Round Residence	Non-Participating	19
374	Year-Round Residence	Non-Participating	19
375	Year-Round Residence	Non-Participating	18
376	Year-Round Residence	Non-Participating	17
377	Year-Round Residence	Non-Participating	17
378	Year-Round Residence	Non-Participating	14
379	Year-Round Residence	Non-Participating	14
380	Year-Round Residence	Non-Participating	15
381	Year-Round Residence	Non-Participating	15
382	Year-Round Residence	Non-Participating	15
383	Year-Round Residence	Non-Participating	17
384	Year-Round Residence	Non-Participating	30
385	Year-Round Residence	Non-Participating	30
386	Year-Round Residence	Non-Participating	36
387	Year-Round Residence	Non-Participating	36
388	Year-Round Residence	Non-Participating	36
389	Year-Round Residence	Non-Participating	36
390	Year-Round Residence	Non-Participating	32
391	Year-Round Residence	Non-Participating	32
392	Year-Round Residence	Non-Participating	33
393	Year-Round Residence	Non-Participating	39
394	Year-Round Residence	Non-Participating	41
395	Year-Round Residence	Non-Participating	39
396	Year-Round Residence	Non-Participating	39
397	Year-Round Residence	Non-Participating	33
398	Year-Round Residence	Non-Participating	38
399	Year-Round Residence	Non-Participating	37
400	Year-Round Residence	Non-Participating	35
401	Year-Round Residence	Non-Participating	32
402	Year-Round Residence	Non-Participating	35
403	Year-Round Residence	Non-Participating	31
404	Year-Round Residence	Non-Participating	31
405	Year-Round Residence	Non-Participating	28
406	Year-Round Residence	Non-Participating	28
407	Year-Round Residence	Non-Participating	27
408	Year-Round Residence	Non-Participating	28
409	Year-Round Residence	Non-Participating	28
410	Year-Round Residence	Non-Participating	26
411	Year-Round Residence	Non-Participating	25
412	Other Structure	Non-Participating	25
413	Year-Round Residence	Non-Participating	27
414	Year-Round Residence	Non-Participating	25
415	Year-Round Residence	Non-Participating	24
416	Year-Round Residence	Non-Participating	23
417	Year-Round Residence	Non-Participating	23
418	Year-Round Residence	Non-Participating	20
419	Year-Round Residence	Non-Participating	25
420	Year-Round Residence	Non-Participating	25
421	Year-Round Residence	Non-Participating	27
422	Year-Round Residence	Non-Participating	28
423	Year-Round Residence	Non-Participating	28
424	Year-Round Residence	Non-Participating	28
425	Year-Round Residence	Non-Participating	28
426	Year-Round Residence	Non-Participating	28
427	Year-Round Residence	Non-Participating	27

Table 7-10.2: Cumulative Construction Sound Level Modeling Results (Area 2) (Leq (1-sec)) at Discrete Points [dBA]

Receptor ID	Receptor Type	Participation Status	Foundation
428	Year-Round Residence	Non-Participating	27
429	Year-Round Residence	Non-Participating	27
430	Year-Round Residence	Non-Participating	26
431	Year-Round Residence	Non-Participating	26
432	Year-Round Residence	Non-Participating	32
433	Year-Round Residence	Non-Participating	33
434	Year-Round Residence	Non-Participating	33
435	Year-Round Residence	Non-Participating	32
436	Year-Round Residence	Non-Participating	38
437	Year-Round Residence	Non-Participating	35
438	Year-Round Residence	Non-Participating	35
439	Year-Round Residence	Non-Participating	33
440	Year-Round Residence	Non-Participating	32
441	Year-Round Residence	Non-Participating	32
442	Year-Round Residence	Non-Participating	34
443	Year-Round Residence	Non-Participating	41
444	Year-Round Residence	Non-Participating	41
445	Year-Round Residence	Non-Participating	41
446	Year-Round Residence	Non-Participating	42
447	Year-Round Residence	Non-Participating	43
448	Year-Round Residence	Non-Participating	43
449	Year-Round Residence	Non-Participating	46
450	Other Structure	Participating	47
451	Year-Round Residence	Participating	49
452	Year-Round Residence	Non-Participating	41
453	Year-Round Residence	Non-Participating	38
454	Year-Round Residence	Non-Participating	39
455	Year-Round Residence	Non-Participating	38
456	Year-Round Residence	Non-Participating	15
457	Year-Round Residence	Non-Participating	13
458	Year-Round Residence	Non-Participating	17
459	Year-Round Residence	Non-Participating	17
460	Year-Round Residence	Non-Participating	18
461	Year-Round Residence	Non-Participating	18
462	Other Structure	Non-Participating	18
463	Year-Round Residence	Non-Participating	18
464	Year-Round Residence	Non-Participating	18
465	Year-Round Residence	Non-Participating	17
466	Year-Round Residence	Non-Participating	16
467	Year-Round Residence	Non-Participating	16
468	Year-Round Residence	Non-Participating	18
469	Year-Round Residence	Non-Participating	18
470	Year-Round Residence	Non-Participating	18
471	Year-Round Residence	Non-Participating	19
472	Year-Round Residence	Non-Participating	18
473	Year-Round Residence	Non-Participating	19
474	Year-Round Residence	Non-Participating	17
475	Year-Round Residence	Non-Participating	17
476	Year-Round Residence	Non-Participating	18
477	Year-Round Residence	Non-Participating	18
478	Year-Round Residence	Non-Participating	18
479	Year-Round Residence	Non-Participating	22
480	Year-Round Residence	Non-Participating	19
481	Other Structure	Non-Participating	18
482	Year-Round Residence	Non-Participating	18
483	Year-Round Residence	Non-Participating	22
484	Uninhabitable Residence	Non-Participating	18
485	Year-Round Residence	Non-Participating	18
486	Year-Round Residence	Non-Participating	18
487	Year-Round Residence	Non-Participating	18
488	Year-Round Residence	Non-Participating	18

Table 7-10.2: Cumulative Construction Sound Level Modeling Results (Area 2) (Leq (1-sec)) at Discrete Points [dBA]

Receptor ID	Receptor Type	Participation Status	Foundation
489	Year-Round Residence	Non-Participating	18
490	Year-Round Residence	Non-Participating	18
491	Uninhabitable Residence	Non-Participating	18
492	Year-Round Residence	Non-Participating	18
493	Year-Round Residence	Non-Participating	18
494	Year-Round Residence	Non-Participating	18
495	Year-Round Residence	Non-Participating	18
496	Year-Round Residence	Non-Participating	17
497	Year-Round Residence	Non-Participating	16
498	Year-Round Residence	Non-Participating	15
499	Year-Round Residence	Non-Participating	22
500	Year-Round Residence	Non-Participating	20
501	Year-Round Residence	Non-Participating	18
502	Year-Round Residence	Non-Participating	18
503	Year-Round Residence	Non-Participating	15
504	Year-Round Residence	Non-Participating	18
505	Year-Round Residence	Non-Participating	19
506	Year-Round Residence	Non-Participating	21
507	Year-Round Residence	Non-Participating	21
508	Year-Round Residence	Non-Participating	34
509	Year-Round Residence	Non-Participating	34
510	Year-Round Residence	Non-Participating	34
511	Year-Round Residence	Non-Participating	29
512	Year-Round Residence	Non-Participating	27
513	Year-Round Residence	Non-Participating	26
514	Year-Round Residence	Non-Participating	26
515	Year-Round Residence	Non-Participating	25
516	Year-Round Residence	Non-Participating	24
517	Year-Round Residence	Non-Participating	23
518	Year-Round Residence	Non-Participating	22
519	Year-Round Residence	Non-Participating	22
520	Year-Round Residence	Non-Participating	21
521	Year-Round Residence	Non-Participating	20
522	Year-Round Residence	Non-Participating	20
523	Year-Round Residence	Non-Participating	19
524	Year-Round Residence	Non-Participating	18
525	Unknown Structure	Non-Participating	19
526	Year-Round Residence	Non-Participating	13
527	Year-Round Residence	Non-Participating	24
528	Year-Round Residence	Non-Participating	28
529	Year-Round Residence	Non-Participating	25
530	Year-Round Residence	Non-Participating	26
531	Year-Round Residence	Non-Participating	25
532	Year-Round Residence	Non-Participating	24
533	Year-Round Residence	Non-Participating	21
534	Year-Round Residence	Non-Participating	21
535	Year-Round Residence	Non-Participating	21
536	Year-Round Residence	Non-Participating	21
537	Year-Round Residence	Non-Participating	35
538	Year-Round Residence	Non-Participating	32
539	Year-Round Residence	Non-Participating	32
540	Year-Round Residence	Non-Participating	33
541	Year-Round Residence	Non-Participating	33
542	Year-Round Residence	Non-Participating	34
543	Year-Round Residence	Non-Participating	34
544	Year-Round Residence	Participating	35
545	Year-Round Residence	Participating	37
546	Year-Round Residence	Participating	36
547	Year-Round Residence	Participating	44
548	Year-Round Residence	Participating	44
549	Year-Round Residence	Participating	44

Table 7-10.2: Cumulative Construction Sound Level Modeling Results (Area 2) (Leq (1-sec)) at Discrete Points [dBA]

Receptor ID	Receptor Type	Participation Status	Foundation
550	Year-Round Residence	Participating	44
551	Year-Round Residence	Participating	44
552	Year-Round Residence	Non-Participating	35
553	Year-Round Residence	Non-Participating	32
554	Year-Round Residence	Non-Participating	29
555	Year-Round Residence	Non-Participating	27
556	Year-Round Residence	Non-Participating	26
557	Year-Round Residence	Non-Participating	25
558	Year-Round Residence	Non-Participating	26
559	Year-Round Residence	Non-Participating	25
560	Year-Round Residence	Non-Participating	26
561	Year-Round Residence	Non-Participating	26
562	Year-Round Residence	Non-Participating	26
563	Year-Round Residence	Non-Participating	26
564	Year-Round Residence	Non-Participating	30
565	Year-Round Residence	Non-Participating	30
566	Year-Round Residence	Non-Participating	30
567	Year-Round Residence	Non-Participating	30
568	Year-Round Residence	Non-Participating	26
569	Year-Round Residence	Non-Participating	26
570	Year-Round Residence	Non-Participating	26
571	Year-Round Residence	Non-Participating	26
572	Year-Round Residence	Non-Participating	29
573	Year-Round Residence	Non-Participating	25
574	Year-Round Residence	Non-Participating	29
575	Year-Round Residence	Non-Participating	28
576	Year-Round Residence	Non-Participating	28
577	Year-Round Residence	Non-Participating	28
578	Year-Round Residence	Non-Participating	28
579	Year-Round Residence	Non-Participating	28
580	Year-Round Residence	Non-Participating	27
581	Year-Round Residence	Non-Participating	27
582	Year-Round Residence	Non-Participating	23
583	Year-Round Residence	Non-Participating	23
584	Year-Round Residence	Non-Participating	23
585	Year-Round Residence	Non-Participating	23
586	Year-Round Residence	Non-Participating	16
587	Year-Round Residence	Non-Participating	17
588	Year-Round Residence	Non-Participating	18
589	Other Structure	Non-Participating	17
590	Year-Round Residence	Non-Participating	17
591	Year-Round Residence	Non-Participating	17
592	Year-Round Residence	Non-Participating	16
593	Year-Round Residence	Non-Participating	16
594	Year-Round Residence	Non-Participating	16
595	Year-Round Residence	Non-Participating	16
596	Year-Round Residence	Non-Participating	15
597	Year-Round Residence	Non-Participating	15
598	Year-Round Residence	Non-Participating	18
599	Year-Round Residence	Non-Participating	18
600	Year-Round Residence	Non-Participating	19
601	Year-Round Residence	Non-Participating	19
602	Other Structure	Non-Participating	19
603	Year-Round Residence	Non-Participating	18
604	Year-Round Residence	Non-Participating	21
605	Year-Round Residence	Non-Participating	21
606	Year-Round Residence	Non-Participating	21
607	Year-Round Residence	Non-Participating	20
608	Year-Round Residence	Non-Participating	20
609	Year-Round Residence	Non-Participating	25
610	Year-Round Residence	Non-Participating	25

Table 7-10.2: Cumulative Construction Sound Level Modeling Results (Area 2) (Leq (1-sec)) at Discrete Points [dBA]

Receptor ID	Receptor Type	Participation Status	Foundation
611	Year-Round Residence	Non-Participating	25
612	Year-Round Residence	Non-Participating	22
613	Year-Round Residence	Non-Participating	23
614	Year-Round Residence	Non-Participating	23
615	Year-Round Residence	Non-Participating	23
616	Year-Round Residence	Non-Participating	24
617	Year-Round Residence	Non-Participating	34
618	Year-Round Residence	Non-Participating	34
619	Year-Round Residence	Non-Participating	32
620	Other Structure	Non-Participating	33
621	Year-Round Residence	Non-Participating	30
622	Year-Round Residence	Non-Participating	31
623	Year-Round Residence	Non-Participating	30
624	Year-Round Residence	Non-Participating	30
625	Year-Round Residence	Non-Participating	30
626	Year-Round Residence	Non-Participating	29
627	Year-Round Residence	Non-Participating	28
628	Year-Round Residence	Non-Participating	28
629	Year-Round Residence	Non-Participating	27
630	Year-Round Residence	Non-Participating	26
631	Year-Round Residence	Non-Participating	27
632	Year-Round Residence	Non-Participating	27
633	Year-Round Residence	Non-Participating	27
634	Year-Round Residence	Non-Participating	27
635	Year-Round Residence	Non-Participating	28
636	Year-Round Residence	Non-Participating	28
637	Year-Round Residence	Non-Participating	27
638	Year-Round Residence	Non-Participating	22
639	Year-Round Residence	Non-Participating	22
640	Year-Round Residence	Non-Participating	26
641	Year-Round Residence	Non-Participating	26
642	Year-Round Residence	Non-Participating	26
643	Year-Round Residence	Non-Participating	25
644	Year-Round Residence	Non-Participating	23
645	Year-Round Residence	Non-Participating	20
646	Year-Round Residence	Non-Participating	21
647	Year-Round Residence	Non-Participating	21
648	Year-Round Residence	Non-Participating	21
649	Year-Round Residence	Non-Participating	20
650	Year-Round Residence	Non-Participating	23
651	Year-Round Residence	Non-Participating	23
652	Year-Round Residence	Non-Participating	23
653	Year-Round Residence	Non-Participating	33
654	Year-Round Residence	Non-Participating	33
655	Year-Round Residence	Non-Participating	33
656	Year-Round Residence	Non-Participating	34
657	Year-Round Residence	Non-Participating	33
658	Year-Round Residence	Non-Participating	34
659	Year-Round Residence	Non-Participating	34
660	Year-Round Residence	Non-Participating	35
661	Year-Round Residence	Non-Participating	37
662	Year-Round Residence	Non-Participating	35
663	Year-Round Residence	Non-Participating	35
664	Year-Round Residence	Non-Participating	35
665	Year-Round Residence	Non-Participating	34
666	Year-Round Residence	Non-Participating	33
667	Year-Round Residence	Non-Participating	31
668	Year-Round Residence	Non-Participating	30
669	Year-Round Residence	Non-Participating	30
670	Year-Round Residence	Non-Participating	29
671	Year-Round Residence	Non-Participating	28

Table 7-10.2: Cumulative Construction Sound Level Modeling Results (Area 2) (Leq (1-sec)) at Discrete Points [dBA]

Receptor ID	Receptor Type	Participation Status	Foundation
672	Year-Round Residence	Non-Participating	27
673	Year-Round Residence	Non-Participating	24
674	Year-Round Residence	Non-Participating	24
675	Year-Round Residence	Non-Participating	23
676	Year-Round Residence	Non-Participating	25
677	Year-Round Residence	Non-Participating	26
678	Year-Round Residence	Non-Participating	27
679	Year-Round Residence	Non-Participating	28
680	Other Structure	Non-Participating	29
681	Year-Round Residence	Non-Participating	28
682	Year-Round Residence	Non-Participating	38
683	Year-Round Residence	Non-Participating	38
684	Year-Round Residence	Non-Participating	38
685	Year-Round Residence	Non-Participating	38
686	Year-Round Residence	Non-Participating	38
687	Year-Round Residence	Non-Participating	26
688	Year-Round Residence	Non-Participating	26
689	Year-Round Residence	Non-Participating	26
690	Year-Round Residence	Non-Participating	26
691	Year-Round Residence	Non-Participating	29
692	Year-Round Residence	Non-Participating	30
693	Year-Round Residence	Non-Participating	31
694	Year-Round Residence	Non-Participating	32
695	Other Structure	Non-Participating	33
696	Year-Round Residence	Non-Participating	34
697	Year-Round Residence	Non-Participating	35
698	Year-Round Residence	Non-Participating	34
699	Year-Round Residence	Non-Participating	44
700	Year-Round Residence	Non-Participating	52
701	Year-Round Residence	Non-Participating	48
702	Year-Round Residence	Participating	47
703	Year-Round Residence	Non-Participating	31
704	Year-Round Residence	Non-Participating	31
705	Year-Round Residence	Non-Participating	35
706	Year-Round Residence	Non-Participating	40
707	Other Structure	Participating	42
708	Year-Round Residence	Non-Participating	44
709	Year-Round Residence	Non-Participating	44
710	Year-Round Residence	Non-Participating	47
711	Year-Round Residence	Non-Participating	36
712	Year-Round Residence	Participating	39
713	Year-Round Residence	Non-Participating	44
714	Seasonal Residence	Non-Participating	29
715	Seasonal Residence	Non-Participating	33
716	Seasonal Residence	Non-Participating	23
717	Seasonal Residence	Non-Participating	23
718	Seasonal Residence	Non-Participating	23
719	Seasonal Residence	Non-Participating	23
720	Seasonal Residence	Non-Participating	23
721	Seasonal Residence	Non-Participating	23
722	Seasonal Residence	Non-Participating	23
723	Seasonal Residence	Non-Participating	23
724	Seasonal Residence	Non-Participating	23
725	Seasonal Residence	Non-Participating	23
726	Seasonal Residence	Non-Participating	23
727	Seasonal Residence	Non-Participating	23
728	Seasonal Residence	Non-Participating	23
729	Seasonal Residence	Non-Participating	23
730	Seasonal Residence	Non-Participating	23
731	Seasonal Residence	Non-Participating	22
732	Seasonal Residence	Non-Participating	22

Table 7-10.2: Cumulative Construction Sound Level Modeling Results (Area 2) (Leq (1-sec)) at Discrete Points [dBA]

Receptor ID	Receptor Type	Participation Status	Foundation
733	Seasonal Residence	Non-Participating	23
734	Seasonal Residence	Non-Participating	23
735	Seasonal Residence	Non-Participating	22
736	Seasonal Residence	Non-Participating	22
737	Seasonal Residence	Non-Participating	23
738	Seasonal Residence	Non-Participating	23
739	Seasonal Residence	Non-Participating	23
740	Seasonal Residence	Non-Participating	22
741	Seasonal Residence	Non-Participating	22
742	Seasonal Residence	Non-Participating	22
743	Seasonal Residence	Non-Participating	23
744	Seasonal Residence	Non-Participating	23
745	Seasonal Residence	Non-Participating	22
746	Seasonal Residence	Non-Participating	23
747	Seasonal Residence	Non-Participating	26
748	Seasonal Residence	Non-Participating	30
749	Uninhabitable Residence	Non-Participating	32
750	Uninhabitable Residence	Non-Participating	31
751	Institutional Structure	Non-Participating	27
752	Institutional Structure	Non-Participating	25
753	Institutional Structure	Non-Participating	25
754	Institutional Structure	Non-Participating	25
755	Institutional Structure	Non-Participating	25
756	Institutional Structure	Non-Participating	25
757	Institutional Structure	Non-Participating	25
758	Institutional Structure	Non-Participating	25
759	Institutional Structure	Non-Participating	25
760	Institutional Structure	Non-Participating	24
761	Institutional Structure	Non-Participating	26
762	Institutional Structure	Non-Participating	24
763	Institutional Structure	Non-Participating	26
764	Institutional Structure	Non-Participating	24
765	Institutional Structure	Non-Participating	24
766	Institutional Structure	Non-Participating	27
767	Institutional Structure	Non-Participating	28
768	Institutional Structure	Non-Participating	28
769	Institutional Structure	Non-Participating	23
770	Institutional Structure	Non-Participating	30
771	Institutional Structure	Non-Participating	28
772	Institutional Structure	Non-Participating	27
773	Institutional Structure	Non-Participating	28
774	Institutional Structure	Non-Participating	29
775	Institutional Structure	Non-Participating	29
776	Institutional Structure	Non-Participating	29
777	Institutional Structure	Non-Participating	29
778	Institutional Structure	Non-Participating	28
779	Institutional Structure	Non-Participating	28
780	Institutional Structure	Non-Participating	27
781	Institutional Structure	Non-Participating	28
782	Institutional Structure	Non-Participating	28
783	Institutional Structure	Non-Participating	30
784	Institutional Structure	Non-Participating	26
785	Institutional Structure	Non-Participating	31
786	Commercial Structure	Non-Participating	32
787	Institutional Structure	Non-Participating	32
788	Institutional Structure	Non-Participating	31
789	Institutional Structure	Non-Participating	32
790	Institutional Structure	Non-Participating	32
791	Institutional Structure	Non-Participating	33
792	Institutional Structure	Non-Participating	35
793	Institutional Structure	Non-Participating	35

Table 7-10.2: Cumulative Construction Sound Level Modeling Results (Area 2) (Leq (1-sec)) at Discrete Points [dBA]

Receptor ID	Receptor Type	Participation Status	Foundation
794	Institutional Structure	Non-Participating	36
795	Institutional Structure	Non-Participating	28
796	Institutional Structure	Non-Participating	27
797	Institutional Structure	Non-Participating	29
798	Institutional Structure	Non-Participating	26
799	Institutional Structure	Non-Participating	28
800	Institutional Structure	Non-Participating	29
801	Commercial Structure	Non-Participating	32
802	Commercial Structure	Non-Participating	32
803	Commercial Structure	Non-Participating	31
804	Commercial Structure	Non-Participating	32
805	Commercial Structure	Non-Participating	32
806	Commercial Structure	Non-Participating	27
807	Commercial Structure	Non-Participating	23
808	Commercial Structure	Non-Participating	26
809	Commercial Structure	Non-Participating	26
810	Commercial Structure	Non-Participating	26
811	Commercial Structure	Non-Participating	21
812	Commercial Structure	Non-Participating	21
813	Commercial Structure	Non-Participating	21
814	Commercial Structure	Non-Participating	21
815	Commercial Structure	Non-Participating	21
816	Commercial Structure	Non-Participating	22
817	Commercial Structure	Non-Participating	22
818	Commercial Structure	Non-Participating	23
819	Commercial Structure	Non-Participating	23
820	Commercial Structure	Non-Participating	23
821	Commercial Structure	Non-Participating	27
822	Commercial Structure	Non-Participating	26
823	Commercial Structure	Non-Participating	31
824	Commercial Structure	Non-Participating	30
825	Commercial Structure	Non-Participating	30
826	Commercial Structure	Non-Participating	31
827	Commercial Structure	Non-Participating	31
828	Commercial Structure	Non-Participating	31
829	Commercial Structure	Non-Participating	29
830	Commercial Structure	Non-Participating	27
831	Commercial Structure	Non-Participating	27
832	Commercial Structure	Non-Participating	27
833	Commercial Structure	Non-Participating	30
834	Commercial Structure	Non-Participating	30
835	Commercial Structure	Non-Participating	28
836	Commercial Structure	Non-Participating	28
837	Commercial Structure	Non-Participating	30
838	Commercial Structure	Non-Participating	33
839	Commercial Structure	Non-Participating	32
840	Commercial Structure	Non-Participating	32
841	Commercial Structure	Non-Participating	32
842	Commercial Structure	Non-Participating	32
843	Commercial Structure	Non-Participating	38
844	Commercial Structure	Non-Participating	38
845	Commercial Structure	Non-Participating	26
846	Commercial Structure	Non-Participating	27
847	Commercial Structure	Non-Participating	28
848	Commercial Structure	Non-Participating	30
849	Commercial Structure	Non-Participating	30
850	Commercial Structure	Non-Participating	30
851	Commercial Structure	Non-Participating	31
852	Commercial Structure	Non-Participating	38
853	Commercial Structure	Non-Participating	17
854	Commercial Structure	Non-Participating	18

Table 7-10.2: Cumulative Construction Sound Level Modeling Results (Area 2) (Leq (1-sec)) at Discrete Points [dBA]

Receptor ID	Receptor Type	Participation Status	Foundation
855	Commercial Structure	Non-Participating	18
856	Commercial Structure	Non-Participating	18
857	Commercial Structure	Non-Participating	18
858	Commercial Structure	Non-Participating	16
859	Commercial Structure	Non-Participating	24
860	Commercial Structure	Non-Participating	24
861	Commercial Structure	Non-Participating	24
862	Commercial Structure	Non-Participating	24
863	Commercial Structure	Participating	36
864	Commercial Structure	Participating	36
865	Commercial Structure	Participating	37
866	Commercial Structure	Participating	45
867	Commercial Structure	Non-Participating	29
868	Commercial Structure	Non-Participating	25
869	Commercial Structure	Non-Participating	23
870	Commercial Structure	Non-Participating	19
871	Commercial Structure	Non-Participating	23
872	Commercial Structure	Non-Participating	26
873	Commercial Structure	Non-Participating	26
874	Commercial Structure	Non-Participating	27
875	Commercial Structure	Non-Participating	26
876	Commercial Structure	Non-Participating	27
877	Commercial Structure	Non-Participating	27
878	Year-Round Residence	Non-Participating	27
879	Commercial Structure	Non-Participating	27
880	Commercial Structure	Non-Participating	28
881	Commercial Structure	Non-Participating	28
882	Commercial Structure	Non-Participating	27
883	Commercial Structure	Non-Participating	28
884	Commercial Structure	Non-Participating	28
885	Commercial Structure	Non-Participating	23
886	Commercial Structure	Non-Participating	27
887	Commercial Structure	Non-Participating	27
888	Commercial Structure	Non-Participating	27
889	Commercial Structure	Non-Participating	28
890	Commercial Structure	Non-Participating	28
891	Commercial Structure	Participating	49
892	Commercial Structure	Participating	48
893	Commercial Structure	Participating	48
894	Commercial Structure	Participating	49
895	Commercial Structure	Non-Participating	31
896	Commercial Structure	Non-Participating	35
897	Public Structure	Non-Participating	28
898	Unknown Structure	Non-Participating	26
899	Public Structure	Non-Participating	22
900	Public Structure	Non-Participating	22
901	Public Structure	Non-Participating	21
902	Public Structure	Non-Participating	30
903	Public Structure	Non-Participating	33
904	Public Structure	Non-Participating	34
905	Public Structure	Non-Participating	25
906	Public Structure	Non-Participating	27
907	Public Structure	Non-Participating	18
908	Commercial Structure	Non-Participating	36
909	Commercial Structure	Non-Participating	24
910	Public Structure	Non-Participating	23
911	Other Structure	Non-Participating	29
912	Other Structure	Non-Participating	30
913	Other Structure	Non-Participating	33
914	Other Structure	Non-Participating	32
915	Other Structure	Non-Participating	32

Table 7-10.2: Cumulative Construction Sound Level Modeling Results (Area 2) (Leq (1-sec)) at Discrete Points [dBA]

Receptor ID	Receptor Type	Participation Status	Foundation
916	Other Structure	Non-Participating	31
917	Other Structure	Non-Participating	29
918	Other Structure	Non-Participating	28
919	Other Structure	Non-Participating	26
920	Other Structure	Non-Participating	24
921	Other Structure	Non-Participating	22
922	Other Structure	Non-Participating	21
923	Other Structure	Non-Participating	21
924	Other Structure	Non-Participating	21
925	Other Structure	Non-Participating	21
926	Other Structure	Non-Participating	21
927	Other Structure	Non-Participating	21
928	Other Structure	Non-Participating	21
929	Other Structure	Non-Participating	20
930	Other Structure	Non-Participating	21
931	Other Structure	Non-Participating	23
932	Other Structure	Non-Participating	23
933	Other Structure	Non-Participating	24
934	Other Structure	Non-Participating	24
935	Other Structure	Non-Participating	22
936	Other Structure	Non-Participating	22
937	Other Structure	Non-Participating	20
938	Other Structure	Non-Participating	21
939	Other Structure	Non-Participating	20
940	Year-Round Residence	Non-Participating	20
941	Other Structure	Non-Participating	19
942	Other Structure	Non-Participating	20
943	Other Structure	Non-Participating	18
944	Other Structure	Non-Participating	19
945	Other Structure	Non-Participating	18
946	Other Structure	Non-Participating	19
947	Other Structure	Non-Participating	20
948	Other Structure	Non-Participating	23
949	Other Structure	Non-Participating	26
950	Other Structure	Non-Participating	27
951	Other Structure	Non-Participating	30
952	Other Structure	Non-Participating	28
953	Other Structure	Non-Participating	29
954	Other Structure	Non-Participating	29
955	Other Structure	Non-Participating	30
956	Other Structure	Non-Participating	30
957	Other Structure	Non-Participating	30
958	Other Structure	Non-Participating	31
959	Other Structure	Non-Participating	31
960	Other Structure	Non-Participating	31
961	Other Structure	Non-Participating	30
962	Other Structure	Non-Participating	30
963	Commercial Structure	Non-Participating	28
964	Commercial Structure	Non-Participating	30
965	Other Structure	Non-Participating	33
966	Other Structure	Non-Participating	33
967	Other Structure	Non-Participating	32
968	Other Structure	Non-Participating	31
969	Institutional Structure	Non-Participating	35
970	Other Structure	Non-Participating	25
971	Other Structure	Non-Participating	27
972	Other Structure	Non-Participating	28
973	Other Structure	Non-Participating	29
974	Other Structure	Non-Participating	29
975	Other Structure	Non-Participating	30
976	Other Structure	Non-Participating	27

Table 7-10.2: Cumulative Construction Sound Level Modeling Results (Area 2) (Leq (1-sec)) at Discrete Points [dBA]

Receptor ID	Receptor Type	Participation Status	Foundation
977	Other Structure	Non-Participating	27
978	Other Structure	Non-Participating	27
979	Other Structure	Non-Participating	27
980	Other Structure	Non-Participating	27
981	Other Structure	Non-Participating	26
982	Other Structure	Non-Participating	28
983	Other Structure	Non-Participating	26
984	Other Structure	Non-Participating	24
985	Other Structure	Non-Participating	24
986	Other Structure	Non-Participating	25
987	Other Structure	Non-Participating	23
988	Other Structure	Non-Participating	22
989	Other Structure	Non-Participating	20
990	Other Structure	Non-Participating	19
991	Other Structure	Non-Participating	15
992	Other Structure	Non-Participating	15
993	Other Structure	Non-Participating	32
994	Other Structure	Non-Participating	37
995	Other Structure	Non-Participating	32
996	Other Structure	Non-Participating	31
997	Other Structure	Non-Participating	29
998	Year-Round Residence	Non-Participating	28
999	Other Structure	Non-Participating	27
1000	Other Structure	Non-Participating	28
1001	Other Structure	Non-Participating	28
1002	Other Structure	Non-Participating	26
1003	Year-Round Residence	Non-Participating	25
1004	Other Structure	Non-Participating	26
1005	Other Structure	Non-Participating	27
1006	Other Structure	Non-Participating	28
1007	Other Structure	Non-Participating	26
1008	Other Structure	Non-Participating	32
1009	Other Structure	Non-Participating	39
1010	Other Structure	Non-Participating	37
1011	Other Structure	Non-Participating	42
1012	Other Structure	Non-Participating	40
1013	Other Structure	Non-Participating	42
1014	Other Structure	Non-Participating	43
1015	Other Structure	Non-Participating	43
1016	Other Structure	Non-Participating	43
1017	Year-Round Residence	Participating	47
1018	Other Structure	Non-Participating	39
1019	Other Structure	Non-Participating	38
1020	Other Structure	Non-Participating	15
1021	Other Structure	Non-Participating	18
1022	Other Structure	Non-Participating	18
1023	Other Structure	Non-Participating	17
1024	Other Structure	Non-Participating	17
1025	Year-Round Residence	Non-Participating	16
1026	Other Structure	Non-Participating	18
1027	Other Structure	Non-Participating	19
1028	Other Structure	Non-Participating	18
1029	Other Structure	Non-Participating	18
1030	Other Structure	Non-Participating	18
1031	Other Structure	Non-Participating	18
1032	Other Structure	Non-Participating	18
1033	Other Structure	Non-Participating	17
1034	Other Structure	Non-Participating	18
1035	Other Structure	Non-Participating	17
1036	Other Structure	Non-Participating	15
1037	Other Structure	Non-Participating	22

Table 7-10.2: Cumulative Construction Sound Level Modeling Results (Area 2) (Leq (1-sec)) at Discrete Points [dBA]

Receptor ID	Receptor Type	Participation Status	Foundation
1038	Other Structure	Non-Participating	20
1039	Other Structure	Non-Participating	16
1040	Other Structure	Non-Participating	19
1041	Other Structure	Non-Participating	15
1042	Other Structure	Non-Participating	19
1043	Other Structure	Non-Participating	21
1044	Other Structure	Non-Participating	18
1045	Other Structure	Non-Participating	19
1046	Other Structure	Non-Participating	25
1047	Other Structure	Non-Participating	25
1048	Other Structure	Non-Participating	25
1049	Commercial Structure	Non-Participating	19
1050	Other Structure	Non-Participating	24
1051	Other Structure	Non-Participating	34
1052	Other Structure	Non-Participating	32
1053	Other Structure	Participating	36
1054	Other Structure	Participating	36
1055	Other Structure	Participating	43
1056	Other Structure	Participating	44
1057	Other Structure	Participating	45
1058	Other Structure	Non-Participating	35
1059	Commercial Structure	Non-Participating	37
1060	Commercial Structure	Non-Participating	38
1061	Commercial Structure	Non-Participating	37
1062	Other Structure	Non-Participating	27
1063	Other Structure	Non-Participating	31
1064	Other Structure	Non-Participating	25
1065	Other Structure	Non-Participating	25
1066	Other Structure	Non-Participating	30
1067	Other Structure	Non-Participating	29
1068	Other Structure	Non-Participating	26
1069	Other Structure	Non-Participating	26
1070	Other Structure	Non-Participating	28
1071	Other Structure	Non-Participating	28
1072	Other Structure	Non-Participating	27
1073	Other Structure	Non-Participating	22
1074	Other Structure	Non-Participating	23
1075	Other Structure	Non-Participating	23
1076	Other Structure	Non-Participating	24
1077	Other Structure	Non-Participating	17
1078	Other Structure	Non-Participating	18
1079	Other Structure	Non-Participating	17
1080	Other Structure	Non-Participating	16
1081	Other Structure	Non-Participating	16
1082	Other Structure	Non-Participating	16
1083	Unknown Structure	Non-Participating	21
1084	Other Structure	Non-Participating	25
1085	Other Structure	Non-Participating	26
1086	Other Structure	Non-Participating	23
1087	Other Structure	Non-Participating	25
1088	Other Structure	Non-Participating	30
1089	Other Structure	Non-Participating	27
1090	Other Structure	Non-Participating	26
1091	Commercial Structure	Non-Participating	26
1092	Commercial Structure	Non-Participating	26
1093	Other Structure	Non-Participating	27
1094	Other Structure	Non-Participating	29
1095	Other Structure	Non-Participating	28
1096	Other Structure	Non-Participating	22
1097	Other Structure	Non-Participating	26
1098	Other Structure	Non-Participating	26

Table 7-10.2: Cumulative Construction Sound Level Modeling Results (Area 2) (Leq (1-sec)) at Discrete Points [dBA]

Receptor ID	Receptor Type	Participation Status	Foundation
1099	Other Structure	Non-Participating	26
1100	Other Structure	Non-Participating	26
1101	Other Structure	Non-Participating	26
1102	Other Structure	Non-Participating	27
1103	Other Structure	Non-Participating	25
1104	Other Structure	Non-Participating	25
1105	Other Structure	Non-Participating	21
1106	Other Structure	Non-Participating	23
1107	Other Structure	Non-Participating	23
1108	Other Structure	Non-Participating	35
1109	Other Structure	Non-Participating	35
1110	Other Structure	Non-Participating	35
1111	Other Structure	Non-Participating	35
1112	Other Structure	Non-Participating	31
1113	Other Structure	Non-Participating	28
1114	Other Structure	Non-Participating	28
1115	Other Structure	Non-Participating	28
1116	Other Structure	Non-Participating	28
1117	Other Structure	Non-Participating	23
1118	Other Structure	Non-Participating	24
1119	Other Structure	Non-Participating	25
1120	Other Structure	Non-Participating	26
1121	Other Structure	Non-Participating	27
1122	Year-Round Residence	Non-Participating	28
1123	Other Structure	Non-Participating	38
1124	Other Structure	Non-Participating	26
1125	Other Structure	Non-Participating	26
1126	Other Structure	Non-Participating	29
1127	Other Structure	Non-Participating	30
1128	Other Structure	Non-Participating	30
1129	Year-Round Residence	Non-Participating	33
1130	Other Structure	Non-Participating	34
1131	Other Structure	Non-Participating	31
1132	Other Structure	Non-Participating	34
1133	Other Structure	Non-Participating	35
1134	Other Structure	Non-Participating	46
1135	Other Structure	Non-Participating	45
1136	Other Structure	Non-Participating	45
1137	Other Structure	Non-Participating	46
1138	Other Structure	Non-Participating	37
1139	Other Structure	Participating	38
1140	Other Structure	Participating	38
1141	Other Structure	Participating	38
1142	Other Structure	Non-Participating	28
1143	Other Structure	Non-Participating	18
1144	Year-Round Residence	Non-Participating	37
1145	Year-Round Residence	Non-Participating	37
1146	Unknown Structure	Non-Participating	18
1147	Year-Round Residence	Non-Participating	18
1148	Year-Round Residence	Non-Participating	18
1149	Other Structure	Non-Participating	18
1150	Commercial Structure	Non-Participating	20
1151	Other Structure	Non-Participating	17
1152	Year-Round Residence	Non-Participating	21
1153	Unknown Structure	Non-Participating	27
1154	Other Structure	Non-Participating	28
1155	Other Structure	Non-Participating	33
1156	Seasonal Residence	Non-Participating	28
1157	Year-Round Residence	Participating	42
1158	Other Structure	Non-Participating	45
1159	Other Structure	Non-Participating	46

Table 7-10.2: Cumulative Construction Sound Level Modeling Results (Area 2) (Leq (1-sec)) at Discrete Points [dBA]

Receptor ID	Receptor Type	Participation Status	Foundation
1160	Other Structure	Non-Participating	39
1161	Other Structure	Participating	38
1162	Other Structure	Non-Participating	39
1163	Year-Round Residence	Non-Participating	28
1164	Year-Round Residence	Non-Participating	27
1165	Public Structure	Non-Participating	22
1166	Year-Round Residence	Non-Participating	23
1167	Year-Round Residence	Non-Participating	20
1168	Year-Round Residence	Non-Participating	26
1169	Year-Round Residence	Non-Participating	27
1170	Uninhabitable Residence	Non-Participating	15
1171	Year-Round Residence	Non-Participating	29
1172	Other Structure	Non-Participating	31
1173	Year-Round Residence	Non-Participating	43
1174	Year-Round Residence	Non-Participating	26
1175	Public Structure	Non-Participating	24
1176	Year-Round Residence	Non-Participating	17
1177	Year-Round Residence	Non-Participating	17
1178	Year-Round Residence	Non-Participating	24
1179	Year-Round Residence	Non-Participating	31
1180	Other Structure	Non-Participating	32
1181	Other Structure	Non-Participating	21
1182	Other Structure	Non-Participating	21
1183	Year-Round Residence	Non-Participating	23
1184	Commercial Structure	Non-Participating	0
1185	Commercial Structure	Non-Participating	0
1186	Commercial Structure	Non-Participating	0
1187	Commercial Structure	Non-Participating	0
1188	Commercial Structure	Non-Participating	0
1189	Commercial Structure	Non-Participating	0
1190	Commercial Structure	Non-Participating	0
1191	Commercial Structure	Non-Participating	0
1192	Commercial Structure	Non-Participating	0
1193	Commercial Structure	Non-Participating	1
1194	Commercial Structure	Non-Participating	1
1195	Commercial Structure	Non-Participating	0
1196	Commercial Structure	Non-Participating	0
1197	Commercial Structure	Non-Participating	1
1198	Commercial Structure	Non-Participating	2
1199	Commercial Structure	Non-Participating	0
1200	Commercial Structure	Non-Participating	0
1201	Commercial Structure	Non-Participating	1
1202	Commercial Structure	Non-Participating	4
1203	Commercial Structure	Non-Participating	1
1204	Other Structure	Non-Participating	0
1205	Commercial Structure	Non-Participating	1
1206	Commercial Structure	Non-Participating	0
1207	Commercial Structure	Non-Participating	0
1208	Commercial Structure	Non-Participating	0
1209	Commercial Structure	Non-Participating	0
1210	Commercial Structure	Non-Participating	0
1211	Commercial Structure	Non-Participating	0
1212	Commercial Structure	Non-Participating	0
1213	Commercial Structure	Non-Participating	4
1214	Commercial Structure	Non-Participating	5
1215	Commercial Structure	Non-Participating	4
1216	Commercial Structure	Non-Participating	5
1217	Commercial Structure	Non-Participating	9
1218	Commercial Structure	Non-Participating	5
1219	Commercial Structure	Non-Participating	3
1220	Commercial Structure	Non-Participating	4

Table 7-10.2: Cumulative Construction Sound Level Modeling Results (Area 2) (Leq (1-sec)) at Discrete Points [dBA]

Receptor ID	Receptor Type	Participation Status	Foundation
1221	Commercial Structure	Non-Participating	2
1222	Commercial Structure	Non-Participating	4
1223	Commercial Structure	Non-Participating	4
1224	Year-Round Residence	Non-Participating	6
1225	Commercial Structure	Non-Participating	1
1226	Commercial Structure	Non-Participating	1
1227	Commercial Structure	Non-Participating	1
1228	Commercial Structure	Non-Participating	1
1229	Commercial Structure	Non-Participating	0
1230	Commercial Structure	Non-Participating	0
1231	Commercial Structure	Non-Participating	2
1232	Commercial Structure	Non-Participating	2
1233	Commercial Structure	Non-Participating	2
1234	Commercial Structure	Non-Participating	2
1235	Commercial Structure	Non-Participating	4
1236	Commercial Structure	Non-Participating	4
1237	Commercial Structure	Non-Participating	4
1238	Commercial Structure	Non-Participating	5
1239	Commercial Structure	Non-Participating	3
1240	Commercial Structure	Non-Participating	6
1241	Commercial Structure	Non-Participating	6
1242	Commercial Structure	Non-Participating	6
1243	Commercial Structure	Non-Participating	6
1244	Commercial Structure	Non-Participating	6
1245	Commercial Structure	Non-Participating	6
1246	Commercial Structure	Non-Participating	6
1247	Commercial Structure	Non-Participating	7
1248	Commercial Structure	Non-Participating	7
1249	Commercial Structure	Non-Participating	7
1250	Commercial Structure	Non-Participating	8
1251	Commercial Structure	Non-Participating	5
1252	Commercial Structure	Non-Participating	12
1253	Commercial Structure	Non-Participating	11
1254	Commercial Structure	Non-Participating	11
1255	Commercial Structure	Participating	7
1256	Commercial Structure	Participating	8
1257	Commercial Structure	Non-Participating	6
1258	Commercial Structure	Non-Participating	7
1259	Commercial Structure	Non-Participating	17
1260	Commercial Structure	Non-Participating	18
1261	Commercial Structure	Non-Participating	17
1262	Commercial Structure	Non-Participating	8
1263	Commercial Structure	Non-Participating	6
1264	Commercial Structure	Non-Participating	4
1265	Commercial Structure	Non-Participating	14
1266	Commercial Structure	Non-Participating	15
1267	Commercial Structure	Non-Participating	17
1268	Commercial Structure	Non-Participating	23
1269	Commercial Structure	Non-Participating	24
1270	Commercial Structure	Non-Participating	21
1271	Commercial Structure	Non-Participating	21
1272	Commercial Structure	Non-Participating	17
1273	Commercial Structure	Non-Participating	20
1274	Commercial Structure	Non-Participating	20
1275	Year-Round Residence	Non-Participating	21
1276	Commercial Structure	Participating	30
1277	Commercial Structure	Participating	30
1278	Commercial Structure	Participating	21
1279	Commercial Structure	Non-Participating	22
1280	Commercial Structure	Non-Participating	28
1281	Commercial Structure	Non-Participating	28

Table 7-10.2: Cumulative Construction Sound Level Modeling Results (Area 2) (Leq (1-sec)) at Discrete Points [dBA]

Receptor ID	Receptor Type	Participation Status	Foundation
1282	Commercial Structure	Non-Participating	27
1283	Commercial Structure	Participating	29
1284	Commercial Structure	Non-Participating	25
1285	Commercial Structure	Non-Participating	16
1286	Other Structure	Non-Participating	34
1287	Commercial Structure	Non-Participating	23
1288	Commercial Structure	Non-Participating	23
1289	Institutional Structure	Non-Participating	0
1290	Institutional Structure	Non-Participating	0
1291	Institutional Structure	Non-Participating	6
1292	Institutional Structure	Non-Participating	16
1293	Institutional Structure	Non-Participating	17
1294	Institutional Structure	Non-Participating	17
1295	Institutional Structure	Non-Participating	15
1296	Institutional Structure	Non-Participating	17
1297	Institutional Structure	Non-Participating	16
1298	Institutional Structure	Non-Participating	17
1299	Institutional Structure	Non-Participating	32
1300	Institutional Structure	Non-Participating	31
1301	Institutional Structure	Non-Participating	31
1302	Other Structure	Non-Participating	0
1303	Other Structure	Non-Participating	0
1304	Other Structure	Non-Participating	1
1305	Other Structure	Non-Participating	0
1306	Other Structure	Non-Participating	0
1307	Other Structure	Non-Participating	0
1308	Other Structure	Non-Participating	0
1309	Other Structure	Non-Participating	1
1310	Other Structure	Non-Participating	2
1311	Other Structure	Non-Participating	1
1312	Other Structure	Non-Participating	0
1313	Other Structure	Non-Participating	0
1314	Other Structure	Non-Participating	1
1315	Other Structure	Non-Participating	3
1316	Other Structure	Non-Participating	0
1317	Other Structure	Non-Participating	1
1318	Other Structure	Non-Participating	3
1319	Other Structure	Non-Participating	4
1320	Other Structure	Non-Participating	5
1321	Other Structure	Non-Participating	4
1322	Other Structure	Non-Participating	3
1323	Other Structure	Non-Participating	2
1324	Other Structure	Non-Participating	3
1325	Other Structure	Non-Participating	0
1326	Other Structure	Non-Participating	1
1327	Other Structure	Non-Participating	3
1328	Other Structure	Non-Participating	4
1329	Other Structure	Non-Participating	1
1330	Other Structure	Non-Participating	1
1331	Other Structure	Non-Participating	1
1332	Other Structure	Non-Participating	0
1333	Other Structure	Non-Participating	5
1334	Other Structure	Non-Participating	5
1335	Other Structure	Non-Participating	7
1336	Other Structure	Non-Participating	7
1337	Other Structure	Non-Participating	7
1338	Other Structure	Non-Participating	4
1339	Other Structure	Non-Participating	8
1340	Other Structure	Non-Participating	8
1341	Other Structure	Non-Participating	8
1342	Other Structure	Non-Participating	9

Table 7-10.2: Cumulative Construction Sound Level Modeling Results (Area 2) (Leq (1-sec)) at Discrete Points [dBA]

Receptor ID	Receptor Type	Participation Status	Foundation
1343	Other Structure	Non-Participating	7
1344	Other Structure	Non-Participating	8
1345	Other Structure	Non-Participating	15
1346	Other Structure	Non-Participating	13
1347	Other Structure	Non-Participating	14
1348	Other Structure	Non-Participating	12
1349	Other Structure	Non-Participating	10
1350	Other Structure	Non-Participating	12
1351	Other Structure	Non-Participating	10
1352	Other Structure	Non-Participating	9
1353	Uninhabitable Residence	Non-Participating	9
1354	Other Structure	Non-Participating	9
1355	Other Structure	Non-Participating	8
1356	Other Structure	Non-Participating	6
1357	Other Structure	Non-Participating	7
1358	Other Structure	Non-Participating	8
1359	Other Structure	Non-Participating	9
1360	Other Structure	Non-Participating	9
1361	Other Structure	Non-Participating	12
1362	Other Structure	Non-Participating	15
1363	Other Structure	Non-Participating	18
1364	Other Structure	Non-Participating	9
1365	Year-Round Residence	Non-Participating	9
1366	Other Structure	Non-Participating	7
1367	Other Structure	Non-Participating	7
1368	Other Structure	Non-Participating	4
1369	Other Structure	Non-Participating	9
1370	Other Structure	Non-Participating	16
1371	Other Structure	Non-Participating	16
1372	Other Structure	Non-Participating	17
1373	Other Structure	Non-Participating	14
1374	Other Structure	Non-Participating	13
1375	Other Structure	Non-Participating	16
1376	Other Structure	Non-Participating	16
1377	Other Structure	Non-Participating	17
1378	Other Structure	Non-Participating	15
1379	Other Structure	Non-Participating	20
1380	Other Structure	Non-Participating	17
1381	Other Structure	Non-Participating	18
1382	Other Structure	Non-Participating	23
1383	Other Structure	Non-Participating	22
1384	Other Structure	Non-Participating	17
1385	Other Structure	Non-Participating	22
1386	Other Structure	Non-Participating	22
1387	Other Structure	Non-Participating	19
1388	Other Structure	Non-Participating	19
1389	Other Structure	Non-Participating	20
1390	Other Structure	Non-Participating	21
1391	Other Structure	Participating	24
1392	Other Structure	Participating	24
1393	Other Structure	Non-Participating	23
1394	Other Structure	Non-Participating	22
1395	Other Structure	Non-Participating	22
1396	Other Structure	Non-Participating	29
1397	Other Structure	Participating	36
1398	Other Structure	Non-Participating	22
1399	Other Structure	Non-Participating	19
1400	Other Structure	Non-Participating	19
1401	Other Structure	Non-Participating	19
1402	Other Structure	Non-Participating	20
1403	Other Structure	Non-Participating	20

Table 7-10.2: Cumulative Construction Sound Level Modeling Results (Area 2) (Leq (1-sec)) at Discrete Points [dBA]

Receptor ID	Receptor Type	Participation Status	Foundation
1404	Other Structure	Non-Participating	17
1405	Other Structure	Non-Participating	16
1406	Year-Round Residence	Non-Participating	19
1407	Other Structure	Non-Participating	22
1408	Other Structure	Non-Participating	25
1409	Year-Round Residence	Non-Participating	21
1410	Public Structure	Non-Participating	1
1411	Public Structure	Non-Participating	1
1412	Public Structure	Non-Participating	7
1413	Public Structure	Non-Participating	7
1414	Public Structure	Non-Participating	15
1415	Public Structure	Non-Participating	15
1416	Public Structure	Non-Participating	16
1417	Public Structure	Non-Participating	25
1418	Public Structure	Non-Participating	21
1419	Seasonal Residence	Non-Participating	0
1420	Other Structure	Non-Participating	0
1421	Seasonal Residence	Non-Participating	0
1422	Seasonal Residence	Non-Participating	2
1423	Seasonal Residence	Non-Participating	3
1424	Other Structure	Non-Participating	4
1425	Seasonal Residence	Non-Participating	0
1426	Seasonal Residence	Non-Participating	7
1427	Seasonal Residence	Non-Participating	7
1428	Seasonal Residence	Non-Participating	6
1429	Uninhabitable Residence	Participating	10
1430	Seasonal Residence	Non-Participating	13
1432	Seasonal Residence	Non-Participating	16
1433	Seasonal Residence	Non-Participating	12
1434	Seasonal Residence	Non-Participating	23
1435	Uninhabitable Residence	Non-Participating	16
1436	Uninhabitable Residence	Non-Participating	15
1437	Uninhabitable Residence	Non-Participating	25
1438	Year-Round Residence	Non-Participating	9
1439	Year-Round Residence	Non-Participating	0
1440	Year-Round Residence	Non-Participating	0
1441	Year-Round Residence	Non-Participating	0
1442	Year-Round Residence	Non-Participating	0
1443	Year-Round Residence	Non-Participating	0
1444	Year-Round Residence	Non-Participating	0
1445	Year-Round Residence	Non-Participating	0
1446	Year-Round Residence	Non-Participating	0
1447	Year-Round Residence	Non-Participating	0
1448	Year-Round Residence	Non-Participating	0
1449	Year-Round Residence	Non-Participating	0
1450	Year-Round Residence	Non-Participating	0
1451	Year-Round Residence	Non-Participating	0
1452	Year-Round Residence	Non-Participating	0
1453	Year-Round Residence	Non-Participating	0
1454	Year-Round Residence	Non-Participating	0
1455	Year-Round Residence	Non-Participating	0
1456	Year-Round Residence	Non-Participating	0
1457	Year-Round Residence	Non-Participating	0
1458	Year-Round Residence	Non-Participating	0
1459	Year-Round Residence	Non-Participating	0
1460	Year-Round Residence	Non-Participating	0
1461	Year-Round Residence	Non-Participating	0
1462	Year-Round Residence	Non-Participating	0
1463	Year-Round Residence	Non-Participating	0
1464	Year-Round Residence	Non-Participating	0
1465	Year-Round Residence	Non-Participating	0

Table 7-10.2: Cumulative Construction Sound Level Modeling Results (Area 2) (Leq (1-sec)) at Discrete Points [dBA]

Receptor ID	Receptor Type	Participation Status	Foundation
1466	Year-Round Residence	Non-Participating	0
1467	Year-Round Residence	Non-Participating	0
1468	Year-Round Residence	Non-Participating	0
1469	Year-Round Residence	Non-Participating	0
1470	Year-Round Residence	Non-Participating	0
1471	Year-Round Residence	Non-Participating	0
1472	Year-Round Residence	Non-Participating	0
1473	Year-Round Residence	Non-Participating	0
1474	Year-Round Residence	Non-Participating	0
1475	Year-Round Residence	Non-Participating	0
1476	Year-Round Residence	Non-Participating	0
1477	Year-Round Residence	Non-Participating	0
1478	Year-Round Residence	Non-Participating	0
1479	Year-Round Residence	Non-Participating	0
1480	Year-Round Residence	Non-Participating	0
1481	Year-Round Residence	Non-Participating	0
1482	Year-Round Residence	Non-Participating	0
1483	Year-Round Residence	Non-Participating	1
1484	Year-Round Residence	Non-Participating	1
1485	Year-Round Residence	Non-Participating	1
1486	Year-Round Residence	Non-Participating	0
1487	Year-Round Residence	Non-Participating	0
1488	Year-Round Residence	Non-Participating	0
1489	Year-Round Residence	Non-Participating	0
1490	Year-Round Residence	Non-Participating	0
1491	Year-Round Residence	Non-Participating	0
1492	Commercial Structure	Non-Participating	0
1493	Year-Round Residence	Non-Participating	0
1494	Year-Round Residence	Non-Participating	0
1495	Uninhabitable Residence	Non-Participating	0
1496	Year-Round Residence	Non-Participating	0
1497	Year-Round Residence	Non-Participating	0
1498	Year-Round Residence	Non-Participating	0
1499	Year-Round Residence	Non-Participating	0
1500	Year-Round Residence	Non-Participating	0
1501	Year-Round Residence	Non-Participating	0
1502	Year-Round Residence	Non-Participating	0
1503	Year-Round Residence	Non-Participating	0
1504	Year-Round Residence	Non-Participating	0
1505	Year-Round Residence	Non-Participating	0
1506	Year-Round Residence	Non-Participating	0
1507	Year-Round Residence	Non-Participating	0
1508	Year-Round Residence	Non-Participating	0
1509	Year-Round Residence	Non-Participating	0
1510	Public Structure	Non-Participating	0
1511	Year-Round Residence	Non-Participating	0
1512	Year-Round Residence	Non-Participating	0
1513	Year-Round Residence	Non-Participating	0
1514	Year-Round Residence	Non-Participating	0
1515	Year-Round Residence	Non-Participating	0
1516	Year-Round Residence	Non-Participating	0
1517	Year-Round Residence	Non-Participating	0
1518	Other Structure	Non-Participating	0
1519	Year-Round Residence	Non-Participating	0
1520	Year-Round Residence	Non-Participating	0
1521	Year-Round Residence	Non-Participating	0
1522	Year-Round Residence	Non-Participating	0
1523	Year-Round Residence	Non-Participating	0
1524	Year-Round Residence	Non-Participating	0
1525	Year-Round Residence	Non-Participating	0
1526	Year-Round Residence	Non-Participating	0

Table 7-10.2: Cumulative Construction Sound Level Modeling Results (Area 2) (Leq (1-sec)) at Discrete Points [dBA]

Receptor ID	Receptor Type	Participation Status	Foundation
1527	Commercial Structure	Non-Participating	0
1528	Year-Round Residence	Non-Participating	0
1529	Year-Round Residence	Non-Participating	0
1530	Year-Round Residence	Non-Participating	0
1531	Year-Round Residence	Non-Participating	0
1532	Year-Round Residence	Non-Participating	0
1533	Year-Round Residence	Non-Participating	1
1534	Year-Round Residence	Non-Participating	0
1535	Year-Round Residence	Non-Participating	0
1536	Year-Round Residence	Non-Participating	1
1537	Year-Round Residence	Non-Participating	1
1538	Year-Round Residence	Non-Participating	2
1539	Year-Round Residence	Non-Participating	3
1540	Year-Round Residence	Non-Participating	0
1541	Year-Round Residence	Non-Participating	0
1542	Year-Round Residence	Non-Participating	0
1543	Year-Round Residence	Non-Participating	0
1544	Year-Round Residence	Non-Participating	0
1545	Year-Round Residence	Non-Participating	0
1546	Year-Round Residence	Non-Participating	0
1547	Year-Round Residence	Non-Participating	3
1548	Year-Round Residence	Non-Participating	4
1549	Year-Round Residence	Non-Participating	2
1550	Year-Round Residence	Non-Participating	2
1551	Year-Round Residence	Non-Participating	2
1552	Year-Round Residence	Non-Participating	3
1553	Year-Round Residence	Non-Participating	3
1554	Year-Round Residence	Non-Participating	3
1555	Year-Round Residence	Non-Participating	3
1556	Year-Round Residence	Non-Participating	1
1557	Year-Round Residence	Non-Participating	0
1558	Year-Round Residence	Non-Participating	0
1559	Year-Round Residence	Non-Participating	0
1560	Uninhabitable Residence	Non-Participating	0
1561	Year-Round Residence	Non-Participating	0
1562	Year-Round Residence	Non-Participating	1
1563	Year-Round Residence	Non-Participating	1
1564	Year-Round Residence	Non-Participating	1
1565	Year-Round Residence	Non-Participating	1
1566	Year-Round Residence	Non-Participating	0
1567	Year-Round Residence	Non-Participating	0
1568	Year-Round Residence	Non-Participating	0
1569	Year-Round Residence	Non-Participating	0
1570	Year-Round Residence	Non-Participating	1
1571	Year-Round Residence	Non-Participating	1
1572	Year-Round Residence	Non-Participating	2
1573	Year-Round Residence	Non-Participating	3
1574	Year-Round Residence	Non-Participating	3
1575	Year-Round Residence	Non-Participating	3
1576	Year-Round Residence	Non-Participating	3
1577	Year-Round Residence	Non-Participating	4
1578	Year-Round Residence	Non-Participating	4
1579	Year-Round Residence	Non-Participating	3
1580	Year-Round Residence	Non-Participating	3
1581	Year-Round Residence	Non-Participating	3
1582	Year-Round Residence	Non-Participating	3
1583	Year-Round Residence	Non-Participating	3
1584	Year-Round Residence	Non-Participating	2
1585	Year-Round Residence	Non-Participating	2
1586	Year-Round Residence	Non-Participating	2
1587	Year-Round Residence	Non-Participating	2

Table 7-10.2: Cumulative Construction Sound Level Modeling Results (Area 2) (Leq (1-sec)) at Discrete Points [dBA]

Receptor ID	Receptor Type	Participation Status	Foundation
1588	Year-Round Residence	Non-Participating	3
1589	Year-Round Residence	Non-Participating	3
1590	Year-Round Residence	Non-Participating	3
1591	Other Structure	Non-Participating	4
1592	Year-Round Residence	Non-Participating	1
1593	Year-Round Residence	Non-Participating	2
1594	Other Structure	Non-Participating	2
1595	Year-Round Residence	Non-Participating	2
1596	Other Structure	Non-Participating	1
1597	Year-Round Residence	Non-Participating	1
1598	Year-Round Residence	Non-Participating	1
1599	Year-Round Residence	Non-Participating	1
1600	Year-Round Residence	Non-Participating	0
1601	Year-Round Residence	Non-Participating	5
1602	Year-Round Residence	Non-Participating	5
1603	Year-Round Residence	Non-Participating	4
1604	Year-Round Residence	Non-Participating	3
1605	Year-Round Residence	Non-Participating	5
1606	Year-Round Residence	Non-Participating	5
1607	Year-Round Residence	Non-Participating	5
1608	Year-Round Residence	Non-Participating	6
1609	Year-Round Residence	Non-Participating	4
1610	Year-Round Residence	Non-Participating	5
1611	Year-Round Residence	Non-Participating	5
1612	Year-Round Residence	Non-Participating	4
1613	Year-Round Residence	Non-Participating	4
1614	Year-Round Residence	Non-Participating	4
1615	Year-Round Residence	Non-Participating	3
1616	Year-Round Residence	Non-Participating	3
1617	Year-Round Residence	Non-Participating	2
1618	Year-Round Residence	Non-Participating	3
1619	Year-Round Residence	Non-Participating	1
1620	Year-Round Residence	Non-Participating	1
1621	Year-Round Residence	Non-Participating	1
1622	Year-Round Residence	Non-Participating	1
1623	Year-Round Residence	Non-Participating	1
1624	Year-Round Residence	Non-Participating	1
1625	Year-Round Residence	Non-Participating	1
1626	Year-Round Residence	Non-Participating	0
1627	Commercial Structure	Non-Participating	0
1628	Year-Round Residence	Non-Participating	3
1629	Year-Round Residence	Non-Participating	2
1630	Year-Round Residence	Non-Participating	4
1631	Year-Round Residence	Non-Participating	4
1632	Year-Round Residence	Non-Participating	4
1633	Year-Round Residence	Non-Participating	6
1634	Year-Round Residence	Non-Participating	6
1635	Year-Round Residence	Non-Participating	6
1636	Year-Round Residence	Non-Participating	6
1637	Year-Round Residence	Non-Participating	6
1638	Year-Round Residence	Non-Participating	5
1639	Year-Round Residence	Non-Participating	6
1640	Year-Round Residence	Non-Participating	6
1641	Year-Round Residence	Non-Participating	6
1642	Year-Round Residence	Non-Participating	6
1643	Year-Round Residence	Non-Participating	6
1644	Year-Round Residence	Non-Participating	5
1645	Year-Round Residence	Non-Participating	5
1646	Year-Round Residence	Non-Participating	5
1647	Year-Round Residence	Non-Participating	5
1648	Year-Round Residence	Non-Participating	5

Table 7-10.2: Cumulative Construction Sound Level Modeling Results (Area 2) (Leq (1-sec)) at Discrete Points [dBA]

Receptor ID	Receptor Type	Participation Status	Foundation
1649	Year-Round Residence	Non-Participating	5
1650	Year-Round Residence	Non-Participating	4
1651	Year-Round Residence	Non-Participating	1
1652	Year-Round Residence	Non-Participating	0
1653	Year-Round Residence	Non-Participating	0
1654	Year-Round Residence	Non-Participating	6
1655	Year-Round Residence	Non-Participating	6
1656	Year-Round Residence	Non-Participating	2
1657	Year-Round Residence	Non-Participating	6
1658	Year-Round Residence	Non-Participating	6
1659	Year-Round Residence	Non-Participating	4
1660	Year-Round Residence	Non-Participating	4
1661	Year-Round Residence	Non-Participating	3
1662	Year-Round Residence	Non-Participating	5
1663	Other Structure	Non-Participating	5
1664	Year-Round Residence	Non-Participating	5
1665	Year-Round Residence	Non-Participating	5
1666	Year-Round Residence	Non-Participating	5
1667	Year-Round Residence	Non-Participating	5
1668	Year-Round Residence	Non-Participating	5
1669	Year-Round Residence	Non-Participating	4
1670	Year-Round Residence	Non-Participating	4
1671	Year-Round Residence	Non-Participating	4
1672	Year-Round Residence	Non-Participating	4
1673	Year-Round Residence	Non-Participating	4
1674	Year-Round Residence	Non-Participating	3
1675	Year-Round Residence	Non-Participating	3
1676	Year-Round Residence	Non-Participating	3
1677	Year-Round Residence	Non-Participating	2
1678	Year-Round Residence	Non-Participating	2
1679	Year-Round Residence	Non-Participating	3
1680	Year-Round Residence	Non-Participating	4
1681	Year-Round Residence	Non-Participating	4
1682	Year-Round Residence	Non-Participating	3
1683	Year-Round Residence	Non-Participating	4
1684	Year-Round Residence	Non-Participating	4
1685	Year-Round Residence	Non-Participating	3
1686	Year-Round Residence	Non-Participating	3
1687	Year-Round Residence	Non-Participating	3
1688	Year-Round Residence	Non-Participating	3
1689	Year-Round Residence	Non-Participating	6
1690	Year-Round Residence	Non-Participating	6
1691	Year-Round Residence	Non-Participating	6
1692	Year-Round Residence	Non-Participating	6
1693	Year-Round Residence	Non-Participating	6
1694	Year-Round Residence	Non-Participating	6
1695	Year-Round Residence	Non-Participating	7
1696	Year-Round Residence	Non-Participating	7
1697	Year-Round Residence	Non-Participating	7
1698	Year-Round Residence	Non-Participating	7
1699	Year-Round Residence	Non-Participating	7
1700	Year-Round Residence	Non-Participating	7
1701	Year-Round Residence	Non-Participating	7
1702	Year-Round Residence	Non-Participating	7
1703	Year-Round Residence	Non-Participating	7
1704	Year-Round Residence	Non-Participating	7
1705	Year-Round Residence	Non-Participating	7
1706	Year-Round Residence	Non-Participating	7
1707	Year-Round Residence	Non-Participating	7
1708	Year-Round Residence	Non-Participating	7
1709	Year-Round Residence	Non-Participating	7

Table 7-10.2: Cumulative Construction Sound Level Modeling Results (Area 2) (Leq (1-sec)) at Discrete Points [dBA]

Receptor ID	Receptor Type	Participation Status	Foundation
1710	Year-Round Residence	Non-Participating	7
1711	Year-Round Residence	Non-Participating	7
1712	Year-Round Residence	Non-Participating	8
1713	Year-Round Residence	Non-Participating	7
1714	Year-Round Residence	Non-Participating	7
1715	Year-Round Residence	Non-Participating	6
1716	Year-Round Residence	Non-Participating	5
1717	Year-Round Residence	Non-Participating	5
1718	Year-Round Residence	Non-Participating	5
1719	Year-Round Residence	Non-Participating	7
1720	Year-Round Residence	Non-Participating	7
1721	Year-Round Residence	Non-Participating	6
1722	Year-Round Residence	Non-Participating	7
1723	Year-Round Residence	Non-Participating	6
1724	Year-Round Residence	Non-Participating	7
1725	Year-Round Residence	Non-Participating	7
1726	Year-Round Residence	Non-Participating	6
1727	Year-Round Residence	Non-Participating	6
1728	Year-Round Residence	Non-Participating	7
1729	Year-Round Residence	Non-Participating	7
1730	Year-Round Residence	Non-Participating	7
1731	Year-Round Residence	Non-Participating	7
1732	Year-Round Residence	Non-Participating	7
1733	Year-Round Residence	Non-Participating	6
1734	Year-Round Residence	Non-Participating	5
1735	Year-Round Residence	Non-Participating	5
1736	Year-Round Residence	Non-Participating	5
1737	Year-Round Residence	Non-Participating	6
1738	Year-Round Residence	Non-Participating	6
1739	Year-Round Residence	Non-Participating	6
1740	Year-Round Residence	Non-Participating	6
1741	Year-Round Residence	Non-Participating	6
1742	Year-Round Residence	Non-Participating	6
1743	Year-Round Residence	Non-Participating	7
1744	Year-Round Residence	Non-Participating	7
1745	Year-Round Residence	Non-Participating	7
1746	Year-Round Residence	Non-Participating	7
1747	Year-Round Residence	Non-Participating	7
1748	Year-Round Residence	Non-Participating	8
1749	Year-Round Residence	Non-Participating	8
1750	Year-Round Residence	Non-Participating	8
1751	Year-Round Residence	Non-Participating	7
1752	Year-Round Residence	Non-Participating	7
1753	Year-Round Residence	Non-Participating	8
1754	Year-Round Residence	Non-Participating	7
1755	Year-Round Residence	Non-Participating	9
1756	Year-Round Residence	Non-Participating	9
1757	Year-Round Residence	Non-Participating	8
1758	Year-Round Residence	Non-Participating	9
1759	Year-Round Residence	Non-Participating	9
1760	Year-Round Residence	Non-Participating	9
1761	Year-Round Residence	Non-Participating	10
1762	Year-Round Residence	Non-Participating	10
1763	Year-Round Residence	Non-Participating	10
1764	Year-Round Residence	Non-Participating	9
1765	Year-Round Residence	Non-Participating	10
1766	Year-Round Residence	Non-Participating	10
1767	Year-Round Residence	Non-Participating	10
1768	Year-Round Residence	Non-Participating	7
1769	Year-Round Residence	Non-Participating	12
1770	Year-Round Residence	Non-Participating	11

Table 7-10.2: Cumulative Construction Sound Level Modeling Results (Area 2) (Leq (1-sec)) at Discrete Points [dBA]

Receptor ID	Receptor Type	Participation Status	Foundation
1771	Year-Round Residence	Non-Participating	10
1772	Year-Round Residence	Non-Participating	12
1773	Year-Round Residence	Non-Participating	12
1774	Year-Round Residence	Non-Participating	12
1775	Year-Round Residence	Non-Participating	12
1776	Year-Round Residence	Non-Participating	11
1777	Year-Round Residence	Non-Participating	11
1778	Year-Round Residence	Non-Participating	11
1779	Year-Round Residence	Non-Participating	13
1780	Year-Round Residence	Non-Participating	10
1781	Year-Round Residence	Non-Participating	11
1782	Year-Round Residence	Non-Participating	10
1783	Year-Round Residence	Non-Participating	12
1784	Year-Round Residence	Non-Participating	12
1785	Year-Round Residence	Non-Participating	13
1786	Year-Round Residence	Non-Participating	12
1787	Year-Round Residence	Non-Participating	6
1788	Year-Round Residence	Non-Participating	12
1789	Year-Round Residence	Non-Participating	12
1790	Year-Round Residence	Non-Participating	12
1791	Year-Round Residence	Non-Participating	11
1792	Year-Round Residence	Non-Participating	10
1793	Year-Round Residence	Non-Participating	9
1794	Year-Round Residence	Non-Participating	9
1795	Year-Round Residence	Non-Participating	13
1796	Year-Round Residence	Non-Participating	7
1797	Year-Round Residence	Non-Participating	8
1798	Other Structure	Non-Participating	11
1799	Year-Round Residence	Non-Participating	13
1800	Year-Round Residence	Non-Participating	13
1801	Year-Round Residence	Non-Participating	15
1802	Year-Round Residence	Non-Participating	15
1803	Year-Round Residence	Non-Participating	14
1804	Year-Round Residence	Non-Participating	15
1805	Year-Round Residence	Non-Participating	12
1806	Year-Round Residence	Non-Participating	13
1807	Year-Round Residence	Non-Participating	13
1808	Year-Round Residence	Non-Participating	13
1809	Year-Round Residence	Non-Participating	12
1810	Year-Round Residence	Non-Participating	12
1811	Year-Round Residence	Non-Participating	12
1812	Year-Round Residence	Non-Participating	12
1813	Year-Round Residence	Non-Participating	9
1814	Year-Round Residence	Non-Participating	10
1815	Year-Round Residence	Non-Participating	11
1816	Year-Round Residence	Non-Participating	9
1817	Year-Round Residence	Non-Participating	9
1818	Year-Round Residence	Non-Participating	11
1819	Year-Round Residence	Non-Participating	10
1820	Year-Round Residence	Non-Participating	9
1821	Year-Round Residence	Non-Participating	9
1822	Year-Round Residence	Non-Participating	9
1823	Year-Round Residence	Participating	10
1824	Year-Round Residence	Participating	9
1825	Year-Round Residence	Non-Participating	9
1826	Year-Round Residence	Non-Participating	10
1827	Year-Round Residence	Non-Participating	10
1828	Year-Round Residence	Non-Participating	10
1829	Year-Round Residence	Non-Participating	10
1830	Year-Round Residence	Non-Participating	9
1831	Year-Round Residence	Non-Participating	8

Table 7-10.2: Cumulative Construction Sound Level Modeling Results (Area 2) (Leq (1-sec)) at Discrete Points [dBA]

Receptor ID	Receptor Type	Participation Status	Foundation
1832	Year-Round Residence	Non-Participating	9
1833	Year-Round Residence	Non-Participating	9
1834	Year-Round Residence	Non-Participating	9
1835	Year-Round Residence	Non-Participating	8
1836	Year-Round Residence	Non-Participating	8
1837	Year-Round Residence	Non-Participating	8
1838	Year-Round Residence	Non-Participating	8
1839	Year-Round Residence	Participating	8
1840	Year-Round Residence	Non-Participating	7
1841	Year-Round Residence	Non-Participating	7
1842	Year-Round Residence	Non-Participating	7
1843	Year-Round Residence	Non-Participating	7
1844	Year-Round Residence	Non-Participating	7
1845	Year-Round Residence	Non-Participating	8
1846	Year-Round Residence	Non-Participating	8
1847	Year-Round Residence	Non-Participating	7
1848	Year-Round Residence	Non-Participating	8
1849	Year-Round Residence	Non-Participating	7
1850	Year-Round Residence	Non-Participating	7
1851	Year-Round Residence	Non-Participating	7
1852	Year-Round Residence	Non-Participating	7
1853	Year-Round Residence	Non-Participating	7
1854	Other Structure	Non-Participating	7
1855	Year-Round Residence	Non-Participating	6
1856	Year-Round Residence	Non-Participating	6
1857	Year-Round Residence	Non-Participating	6
1858	Year-Round Residence	Non-Participating	5
1859	Year-Round Residence	Non-Participating	6
1860	Year-Round Residence	Non-Participating	6
1861	Year-Round Residence	Non-Participating	6
1862	Year-Round Residence	Non-Participating	6
1863	Year-Round Residence	Non-Participating	6
1864	Year-Round Residence	Non-Participating	6
1865	Year-Round Residence	Non-Participating	6
1866	Year-Round Residence	Non-Participating	5
1867	Year-Round Residence	Non-Participating	6
1868	Year-Round Residence	Non-Participating	6
1869	Year-Round Residence	Participating	6
1870	Year-Round Residence	Non-Participating	5
1871	Year-Round Residence	Non-Participating	8
1872	Year-Round Residence	Non-Participating	10
1873	Year-Round Residence	Participating	10
1874	Year-Round Residence	Non-Participating	10
1875	Year-Round Residence	Participating	9
1876	Year-Round Residence	Non-Participating	10
1877	Year-Round Residence	Non-Participating	10
1878	Year-Round Residence	Non-Participating	10
1879	Commercial Structure	Participating	11
1880	Year-Round Residence	Non-Participating	7
1881	Year-Round Residence	Non-Participating	8
1882	Year-Round Residence	Non-Participating	8
1883	Year-Round Residence	Non-Participating	8
1884	Year-Round Residence	Non-Participating	9
1885	Year-Round Residence	Non-Participating	9
1886	Year-Round Residence	Non-Participating	9
1887	Year-Round Residence	Non-Participating	10
1888	Year-Round Residence	Non-Participating	11
1889	Year-Round Residence	Non-Participating	12
1890	Year-Round Residence	Non-Participating	13
1891	Year-Round Residence	Non-Participating	14
1892	Year-Round Residence	Non-Participating	14

Table 7-10.2: Cumulative Construction Sound Level Modeling Results (Area 2) (Leq (1-sec)) at Discrete Points [dBA]

Receptor ID	Receptor Type	Participation Status	Foundation
1893	Year-Round Residence	Non-Participating	15
1894	Year-Round Residence	Non-Participating	15
1895	Year-Round Residence	Non-Participating	14
1896	Year-Round Residence	Non-Participating	16
1897	Year-Round Residence	Non-Participating	15
1898	Year-Round Residence	Non-Participating	16
1899	Year-Round Residence	Non-Participating	18
1900	Year-Round Residence	Participating	18
1901	Year-Round Residence	Non-Participating	19
1902	Year-Round Residence	Non-Participating	18
1903	Year-Round Residence	Non-Participating	11
1904	Year-Round Residence	Non-Participating	11
1905	Year-Round Residence	Non-Participating	11
1906	Year-Round Residence	Non-Participating	11
1907	Year-Round Residence	Non-Participating	12
1908	Year-Round Residence	Non-Participating	9
1909	Year-Round Residence	Non-Participating	9
1910	Year-Round Residence	Non-Participating	10
1911	Year-Round Residence	Non-Participating	9
1912	Year-Round Residence	Non-Participating	9
1913	Year-Round Residence	Non-Participating	9
1914	Year-Round Residence	Non-Participating	9
1915	Year-Round Residence	Non-Participating	9
1916	Year-Round Residence	Non-Participating	9
1917	Year-Round Residence	Non-Participating	9
1918	Year-Round Residence	Non-Participating	13
1919	Year-Round Residence	Non-Participating	14
1920	Year-Round Residence	Non-Participating	13
1921	Year-Round Residence	Non-Participating	13
1922	Year-Round Residence	Non-Participating	12
1923	Other Structure	Non-Participating	9
1924	Uninhabitable Residence	Non-Participating	9
1925	Year-Round Residence	Non-Participating	9
1926	Year-Round Residence	Non-Participating	9
1927	Year-Round Residence	Non-Participating	9
1928	Year-Round Residence	Non-Participating	9
1929	Year-Round Residence	Non-Participating	9
1930	Year-Round Residence	Non-Participating	9
1931	Year-Round Residence	Non-Participating	8
1932	Year-Round Residence	Non-Participating	8
1933	Year-Round Residence	Non-Participating	8
1934	Year-Round Residence	Non-Participating	8
1935	Year-Round Residence	Non-Participating	7
1936	Year-Round Residence	Non-Participating	7
1937	Year-Round Residence	Non-Participating	8
1938	Year-Round Residence	Non-Participating	8
1939	Year-Round Residence	Non-Participating	8
1940	Year-Round Residence	Non-Participating	7
1941	Year-Round Residence	Non-Participating	7
1942	Year-Round Residence	Non-Participating	7
1943	Year-Round Residence	Non-Participating	8
1944	Year-Round Residence	Non-Participating	7
1945	Year-Round Residence	Non-Participating	6
1946	Year-Round Residence	Non-Participating	6
1947	Year-Round Residence	Non-Participating	6
1948	Year-Round Residence	Non-Participating	6
1949	Year-Round Residence	Non-Participating	5
1950	Year-Round Residence	Non-Participating	5
1951	Uninhabitable Residence	Non-Participating	7
1952	Year-Round Residence	Non-Participating	6
1953	Year-Round Residence	Non-Participating	6

Table 7-10.2: Cumulative Construction Sound Level Modeling Results (Area 2) (Leq (1-sec)) at Discrete Points [dBA]

Receptor ID	Receptor Type	Participation Status	Foundation
1954	Year-Round Residence	Non-Participating	6
1955	Year-Round Residence	Non-Participating	6
1956	Year-Round Residence	Non-Participating	6
1957	Year-Round Residence	Non-Participating	6
1958	Year-Round Residence	Non-Participating	5
1959	Year-Round Residence	Non-Participating	4
1960	Year-Round Residence	Non-Participating	4
1961	Year-Round Residence	Non-Participating	3
1962	Year-Round Residence	Non-Participating	3
1963	Year-Round Residence	Non-Participating	4
1964	Year-Round Residence	Non-Participating	3
1965	Year-Round Residence	Non-Participating	9
1966	Year-Round Residence	Non-Participating	10
1967	Year-Round Residence	Non-Participating	14
1968	Year-Round Residence	Non-Participating	15
1969	Year-Round Residence	Non-Participating	16
1970	Year-Round Residence	Non-Participating	16
1971	Year-Round Residence	Non-Participating	16
1972	Uninhabitable Residence	Non-Participating	17
1973	Year-Round Residence	Non-Participating	17
1974	Year-Round Residence	Non-Participating	12
1975	Year-Round Residence	Non-Participating	12
1976	Year-Round Residence	Non-Participating	15
1977	Year-Round Residence	Non-Participating	15
1978	Year-Round Residence	Non-Participating	12
1979	Year-Round Residence	Non-Participating	14
1980	Year-Round Residence	Non-Participating	14
1981	Year-Round Residence	Non-Participating	14
1982	Year-Round Residence	Non-Participating	14
1983	Year-Round Residence	Non-Participating	15
1984	Year-Round Residence	Non-Participating	15
1985	Year-Round Residence	Non-Participating	15
1986	Year-Round Residence	Non-Participating	15
1987	Commercial Structure	Non-Participating	15
1988	Year-Round Residence	Non-Participating	15
1989	Year-Round Residence	Non-Participating	15
1990	Year-Round Residence	Non-Participating	15
1991	Year-Round Residence	Non-Participating	16
1992	Year-Round Residence	Non-Participating	16
1993	Year-Round Residence	Non-Participating	16
1994	Year-Round Residence	Non-Participating	16
1995	Year-Round Residence	Non-Participating	16
1996	Year-Round Residence	Non-Participating	16
1997	Year-Round Residence	Non-Participating	16
1998	Year-Round Residence	Non-Participating	16
1999	Year-Round Residence	Non-Participating	16
2000	Year-Round Residence	Non-Participating	16
2001	Year-Round Residence	Non-Participating	16
2002	Year-Round Residence	Non-Participating	16
2003	Year-Round Residence	Non-Participating	16
2004	Year-Round Residence	Non-Participating	16
2005	Year-Round Residence	Non-Participating	16
2006	Year-Round Residence	Non-Participating	18
2007	Year-Round Residence	Non-Participating	18
2008	Year-Round Residence	Non-Participating	16
2009	Year-Round Residence	Non-Participating	16
2010	Year-Round Residence	Non-Participating	16
2011	Year-Round Residence	Non-Participating	18
2012	Year-Round Residence	Non-Participating	17
2013	Year-Round Residence	Non-Participating	16
2014	Year-Round Residence	Non-Participating	17

Table 7-10.2: Cumulative Construction Sound Level Modeling Results (Area 2) (Leq (1-sec)) at Discrete Points [dBA]

Receptor ID	Receptor Type	Participation Status	Foundation
2015	Year-Round Residence	Non-Participating	17
2016	Year-Round Residence	Non-Participating	17
2017	Uninhabitable Residence	Non-Participating	15
2018	Year-Round Residence	Non-Participating	15
2019	Year-Round Residence	Non-Participating	15
2020	Year-Round Residence	Non-Participating	15
2021	Year-Round Residence	Non-Participating	15
2022	Year-Round Residence	Non-Participating	15
2023	Year-Round Residence	Non-Participating	15
2024	Year-Round Residence	Non-Participating	15
2025	Uninhabitable Residence	Non-Participating	15
2026	Year-Round Residence	Non-Participating	15
2027	Year-Round Residence	Non-Participating	16
2028	Year-Round Residence	Non-Participating	15
2029	Year-Round Residence	Non-Participating	15
2030	Year-Round Residence	Non-Participating	17
2031	Year-Round Residence	Non-Participating	17
2032	Year-Round Residence	Non-Participating	17
2033	Year-Round Residence	Non-Participating	17
2034	Year-Round Residence	Non-Participating	17
2035	Other Structure	Non-Participating	17
2036	Year-Round Residence	Non-Participating	17
2037	Year-Round Residence	Non-Participating	17
2038	Year-Round Residence	Non-Participating	17
2039	Year-Round Residence	Non-Participating	18
2040	Year-Round Residence	Non-Participating	18
2041	Year-Round Residence	Non-Participating	19
2042	Year-Round Residence	Non-Participating	24
2043	Year-Round Residence	Non-Participating	25
2044	Year-Round Residence	Non-Participating	17
2045	Year-Round Residence	Non-Participating	17
2046	Year-Round Residence	Non-Participating	17
2047	Year-Round Residence	Non-Participating	17
2048	Year-Round Residence	Non-Participating	18
2049	Year-Round Residence	Non-Participating	18
2050	Year-Round Residence	Non-Participating	21
2051	Year-Round Residence	Non-Participating	21
2052	Year-Round Residence	Non-Participating	19
2053	Year-Round Residence	Non-Participating	22
2054	Year-Round Residence	Non-Participating	25
2055	Year-Round Residence	Non-Participating	24
2056	Year-Round Residence	Non-Participating	24
2057	Year-Round Residence	Non-Participating	24
2058	Year-Round Residence	Non-Participating	23
2059	Year-Round Residence	Non-Participating	24
2060	Year-Round Residence	Non-Participating	24
2061	Year-Round Residence	Non-Participating	23
2062	Year-Round Residence	Non-Participating	23
2063	Year-Round Residence	Non-Participating	23
2064	Year-Round Residence	Non-Participating	23
2065	Year-Round Residence	Non-Participating	23
2066	Year-Round Residence	Non-Participating	22
2067	Year-Round Residence	Non-Participating	23
2068	Year-Round Residence	Non-Participating	22
2069	Year-Round Residence	Non-Participating	22
2070	Uninhabitable Residence	Non-Participating	21
2071	Year-Round Residence	Non-Participating	20
2072	Year-Round Residence	Non-Participating	17
2073	Year-Round Residence	Non-Participating	22
2074	Year-Round Residence	Non-Participating	22
2075	Year-Round Residence	Non-Participating	22

Table 7-10.2: Cumulative Construction Sound Level Modeling Results (Area 2) (Leq (1-sec)) at Discrete Points [dBA]

Receptor ID	Receptor Type	Participation Status	Foundation
2076	Year-Round Residence	Non-Participating	22
2077	Year-Round Residence	Non-Participating	22
2078	Year-Round Residence	Non-Participating	24
2079	Year-Round Residence	Non-Participating	23
2080	Year-Round Residence	Non-Participating	27
2081	Year-Round Residence	Non-Participating	28
2082	Year-Round Residence	Non-Participating	28
2083	Year-Round Residence	Participating	27
2084	Year-Round Residence	Non-Participating	27
2085	Year-Round Residence	Non-Participating	29
2086	Other Structure	Participating	26
2087	Year-Round Residence	Non-Participating	15
2088	Year-Round Residence	Non-Participating	16
2089	Year-Round Residence	Non-Participating	16
2090	Year-Round Residence	Non-Participating	16
2091	Year-Round Residence	Non-Participating	17
2092	Year-Round Residence	Non-Participating	18
2093	Year-Round Residence	Non-Participating	18
2094	Year-Round Residence	Non-Participating	19
2095	Year-Round Residence	Non-Participating	20
2096	Year-Round Residence	Non-Participating	20
2097	Year-Round Residence	Non-Participating	20
2098	Year-Round Residence	Non-Participating	20
2099	Year-Round Residence	Non-Participating	20
2100	Year-Round Residence	Non-Participating	20
2101	Year-Round Residence	Non-Participating	20
2102	Year-Round Residence	Participating	29
2103	Year-Round Residence	Non-Participating	21
2104	Year-Round Residence	Participating	21
2105	Year-Round Residence	Non-Participating	22
2106	Year-Round Residence	Non-Participating	22
2107	Year-Round Residence	Participating	24
2108	Year-Round Residence	Non-Participating	23
2109	Year-Round Residence	Non-Participating	23
2110	Year-Round Residence	Non-Participating	24
2111	Year-Round Residence	Non-Participating	21
2112	Year-Round Residence	Non-Participating	25
2113	Year-Round Residence	Non-Participating	22
2114	Year-Round Residence	Non-Participating	22
2115	Other Structure	Non-Participating	22
2116	Year-Round Residence	Non-Participating	28
2117	Year-Round Residence	Non-Participating	29
2118	Year-Round Residence	Non-Participating	30
2119	Year-Round Residence	Non-Participating	26
2120	Year-Round Residence	Non-Participating	26
2121	Year-Round Residence	Non-Participating	24
2122	Year-Round Residence	Non-Participating	23
2123	Other Structure	Non-Participating	23
2124	Year-Round Residence	Non-Participating	23
2125	Year-Round Residence	Non-Participating	23
2126	Year-Round Residence	Non-Participating	22
2127	Year-Round Residence	Non-Participating	19
2128	Year-Round Residence	Non-Participating	16
2129	Year-Round Residence	Non-Participating	14
2130	Year-Round Residence	Non-Participating	16
2131	Year-Round Residence	Non-Participating	15
2132	Year-Round Residence	Non-Participating	16
2133	Year-Round Residence	Non-Participating	22
2134	Year-Round Residence	Non-Participating	23
2135	Year-Round Residence	Non-Participating	24
2136	Year-Round Residence	Non-Participating	24

Table 7-10.2: Cumulative Construction Sound Level Modeling Results (Area 2) (Leq (1-sec)) at Discrete Points [dBA]

Receptor ID	Receptor Type	Participation Status	Foundation
2137	Year-Round Residence	Non-Participating	24
2138	Year-Round Residence	Non-Participating	24
2139	Year-Round Residence	Non-Participating	25
2140	Year-Round Residence	Non-Participating	25
2141	Year-Round Residence	Non-Participating	25
2142	Year-Round Residence	Non-Participating	26
2143	Year-Round Residence	Non-Participating	27
2144	Year-Round Residence	Non-Participating	23
2145	Uninhabitable Residence	Non-Participating	24
2146	Uninhabitable Residence	Non-Participating	26
2147	Year-Round Residence	Non-Participating	25
2148	Year-Round Residence	Non-Participating	25
2149	Year-Round Residence	Non-Participating	28
2150	Year-Round Residence	Non-Participating	17
2151	Year-Round Residence	Non-Participating	17
2152	Year-Round Residence	Non-Participating	16
2153	Year-Round Residence	Non-Participating	17
2154	Year-Round Residence	Non-Participating	17
2155	Year-Round Residence	Non-Participating	16
2156	Year-Round Residence	Non-Participating	20
2157	Year-Round Residence	Non-Participating	20
2158	Year-Round Residence	Non-Participating	21
2159	Year-Round Residence	Non-Participating	21
2160	Year-Round Residence	Non-Participating	21
2161	Year-Round Residence	Non-Participating	21
2162	Year-Round Residence	Non-Participating	21
2163	Year-Round Residence	Non-Participating	20
2164	Year-Round Residence	Non-Participating	20
2165	Year-Round Residence	Non-Participating	20
2166	Year-Round Residence	Non-Participating	23
2167	Year-Round Residence	Non-Participating	23
2168	Year-Round Residence	Non-Participating	24
2169	Year-Round Residence	Non-Participating	24
2170	Year-Round Residence	Non-Participating	25
2171	Year-Round Residence	Non-Participating	25
2172	Year-Round Residence	Non-Participating	26
2173	Year-Round Residence	Non-Participating	26
2174	Year-Round Residence	Non-Participating	26
2175	Year-Round Residence	Non-Participating	26
2176	Year-Round Residence	Non-Participating	26
2177	Year-Round Residence	Non-Participating	26
2178	Year-Round Residence	Non-Participating	27
2179	Year-Round Residence	Non-Participating	27
2180	Year-Round Residence	Non-Participating	27
2181	Year-Round Residence	Non-Participating	26
2182	Year-Round Residence	Non-Participating	26
2183	Year-Round Residence	Non-Participating	26
2184	Year-Round Residence	Non-Participating	28
2185	Year-Round Residence	Non-Participating	35
2186	Year-Round Residence	Non-Participating	35
2187	Year-Round Residence	Non-Participating	35
2188	Year-Round Residence	Non-Participating	36
2189	Year-Round Residence	Participating	35
2190	Year-Round Residence	Non-Participating	34
2191	Year-Round Residence	Non-Participating	30
2192	Year-Round Residence	Non-Participating	21
2193	Year-Round Residence	Non-Participating	24
2194	Year-Round Residence	Non-Participating	24
2195	Year-Round Residence	Non-Participating	24
2196	Year-Round Residence	Non-Participating	26
2197	Year-Round Residence	Non-Participating	25

Table 7-10.2: Cumulative Construction Sound Level Modeling Results (Area 2) (Leq (1-sec)) at Discrete Points [dBA]

Receptor ID	Receptor Type	Participation Status	Foundation
2198	Year-Round Residence	Non-Participating	24
2199	Year-Round Residence	Non-Participating	23
2200	Year-Round Residence	Non-Participating	22
2201	Year-Round Residence	Non-Participating	22
2202	Year-Round Residence	Non-Participating	23
2203	Year-Round Residence	Non-Participating	22
2204	Year-Round Residence	Non-Participating	24
2205	Other Structure	Non-Participating	13
2206	Commercial Structure	Non-Participating	12
2207	Other Structure	Non-Participating	11
2208	Commercial Structure	Non-Participating	20
2209	Other Structure	Non-Participating	21
2210	Year-Round Residence	Non-Participating	23
2211	Other Structure	Non-Participating	21
2212	Other Structure	Non-Participating	17
2213	Commercial Structure	Non-Participating	22
2214	Other Structure	Non-Participating	24
2215	Other Structure	Non-Participating	17
2216	Commercial Structure	Non-Participating	25
2217	Commercial Structure	Non-Participating	23
2218	Other Structure	Non-Participating	5
2219	Other Structure	Non-Participating	24
2220	Other Structure	Non-Participating	11
2221	Other Structure	Non-Participating	17
2222	Other Structure	Non-Participating	20
2223	Other Structure	Non-Participating	12
2224	Other Structure	Non-Participating	5
2225	Other Structure	Non-Participating	23
2226	Other Structure	Non-Participating	20
2227	Other Structure	Non-Participating	5
2228	Other Structure	Non-Participating	7
2229	Commercial Structure	Non-Participating	7
2230	Commercial Structure	Non-Participating	10
2231	Other Structure	Non-Participating	24
2232	Other Structure	Non-Participating	24
2233	Other Structure	Non-Participating	21
2234	Other Structure	Non-Participating	25
2235	Other Structure	Non-Participating	23
2236	Other Structure	Non-Participating	10
2237	Other Structure	Non-Participating	20
2238	Other Structure	Non-Participating	24
2239	Other Structure	Non-Participating	5
2240	Commercial Structure	Non-Participating	8
2241	Other Structure	Non-Participating	24
2242	Other Structure	Non-Participating	25
2243	Commercial Structure	Non-Participating	7
2244	Other Structure	Non-Participating	5
2245	Other Structure	Non-Participating	21
2246	Other Structure	Non-Participating	20
2247	Other Structure	Non-Participating	13
2248	Other Structure	Non-Participating	10
2249	Other Structure	Non-Participating	12
2250	Other Structure	Non-Participating	21
2251	Commercial Structure	Non-Participating	7
2252	Other Structure	Non-Participating	3
2253	Other Structure	Non-Participating	24
2254	Other Structure	Non-Participating	26
2255	Other Structure	Non-Participating	22
2256	Other Structure	Non-Participating	24
2257	Commercial Structure	Non-Participating	20
2258	Commercial Structure	Non-Participating	5

Table 7-10.2: Cumulative Construction Sound Level Modeling Results (Area 2) (Leq (1-sec)) at Discrete Points [dBA]

Receptor ID	Receptor Type	Participation Status	Foundation
2259	Other Structure	Non-Participating	16
2260	Other Structure	Non-Participating	7
2261	Other Structure	Non-Participating	20
2262	Other Structure	Non-Participating	21
2263	Other Structure	Non-Participating	24
2264	Other Structure	Non-Participating	6
2265	Other Structure	Non-Participating	17
2266	Other Structure	Non-Participating	2
2267	Other Structure	Non-Participating	7
2268	Other Structure	Non-Participating	20
2269	Other Structure	Non-Participating	20
2270	Commercial Structure	Non-Participating	5
2271	Other Structure	Non-Participating	24
2272	Year-Round Residence	Non-Participating	25
2273	Seasonal Residence	Non-Participating	22
2274	Other Structure	Non-Participating	21
2275	Other Structure	Non-Participating	23
2276	Other Structure	Non-Participating	12
2277	Other Structure	Non-Participating	15
2278	Year-Round Residence	Non-Participating	24
2279	Other Structure	Non-Participating	7
2280	Other Structure	Non-Participating	3
2281	Other Structure	Non-Participating	23
2282	Year-Round Residence	Non-Participating	5
2283	Other Structure	Non-Participating	23
2284	Other Structure	Non-Participating	17
2285	Year-Round Residence	Non-Participating	25
2286	Commercial Structure	Non-Participating	5
2287	Other Structure	Non-Participating	19
2288	Year-Round Residence	Non-Participating	13
2289	Year-Round Residence	Non-Participating	7
2290	Year-Round Residence	Non-Participating	8
2291	Other Structure	Non-Participating	19
2292	Other Structure	Participating	12
2293	Commercial Structure	Non-Participating	18
2294	Year-Round Residence	Non-Participating	17
2295	Year-Round Residence	Non-Participating	13
2296	Year-Round Residence	Non-Participating	13
2297	Year-Round Residence	Non-Participating	18
2298	Year-Round Residence	Non-Participating	18
2299	Uninhabitable Residence	Non-Participating	0
2300	Year-Round Residence	Non-Participating	1
2301	Year-Round Residence	Non-Participating	1
2302	Year-Round Residence	Non-Participating	0
2303	Other Structure	Non-Participating	14
2304	Year-Round Residence	Non-Participating	4
2305	Other Structure	Non-Participating	0
2306	Year-Round Residence	Non-Participating	0
2307	Year-Round Residence	Non-Participating	1
2308	Year-Round Residence	Non-Participating	0
2309	Other Structure	Non-Participating	4
2310	Year-Round Residence	Non-Participating	0
2311	Year-Round Residence	Non-Participating	0
2312	Year-Round Residence	Non-Participating	9
2313	Other Structure	Non-Participating	0
2314	Other Structure	Non-Participating	12
2315	Other Structure	Non-Participating	11
2316	Other Structure	Non-Participating	10
2317	Other Structure	Non-Participating	10
2318	Other Structure	Non-Participating	8
2319	Other Structure	Non-Participating	8

Table 7-10.2: Cumulative Construction Sound Level Modeling Results (Area 2) (Leq (1-sec)) at Discrete Points [dBA]

Receptor ID	Receptor Type	Participation Status	Foundation
2320	Other Structure	Non-Participating	8
2321	Other Structure	Non-Participating	7
2322	Other Structure	Non-Participating	7
2323	Commercial Structure	Non-Participating	42
2324	Seasonal Residence	Non-Participating	10
2325	Year-Round Residence	Non-Participating	5
2326	Year-Round Residence	Non-Participating	5
2327	Year-Round Residence	Non-Participating	6
2328	Other Structure	Participating	8
2329	Other Structure	Non-Participating	4
2330	Other Structure	Non-Participating	9
2331	Other Structure	Participating	10
2332	Other Structure	Non-Participating	6
2333	Year-Round Residence	Non-Participating	12
2334	Public Structure	Non-Participating	30

Table 7-10.3: Cumulative Construction Sound Level Modeling Results (Area 3) (Leq (1-sec)) at Discrete Points [dBA]

Receptor ID	Receptor Type	Participation Status	HDD Commissioning	HDD Drilling	Worst-Case Total
1	Year-Round Residence	Non-Participating	0	0	0
2	Year-Round Residence	Non-Participating	0	0	0
3	Year-Round Residence	Non-Participating	0	0	0
4	Year-Round Residence	Non-Participating	0	0	0
5	Year-Round Residence	Non-Participating	0	0	0
6	Year-Round Residence	Non-Participating	0	0	0
7	Year-Round Residence	Non-Participating	0	0	0
8	Year-Round Residence	Non-Participating	0	0	0
9	Year-Round Residence	Non-Participating	0	0	0
10	Year-Round Residence	Non-Participating	0	0	0
11	Year-Round Residence	Non-Participating	0	0	0
12	Year-Round Residence	Non-Participating	0	0	0
13	Year-Round Residence	Non-Participating	0	0	0
14	Year-Round Residence	Non-Participating	0	0	0
15	Year-Round Residence	Non-Participating	0	0	0
16	Year-Round Residence	Non-Participating	0	0	0
17	Year-Round Residence	Non-Participating	0	0	0
18	Year-Round Residence	Non-Participating	0	0	0
19	Year-Round Residence	Non-Participating	0	1	1
20	Year-Round Residence	Non-Participating	0	0	0
21	Year-Round Residence	Non-Participating	0	0	0
22	Year-Round Residence	Non-Participating	0	0	0
23	Year-Round Residence	Non-Participating	0	0	0
24	Year-Round Residence	Non-Participating	0	0	0
25	Year-Round Residence	Non-Participating	0	0	0
26	Year-Round Residence	Non-Participating	0	0	0
27	Year-Round Residence	Non-Participating	0	1	1
28	Year-Round Residence	Non-Participating	0	1	1
29	Year-Round Residence	Non-Participating	0	0	0
30	Year-Round Residence	Non-Participating	0	0	0
31	Year-Round Residence	Non-Participating	0	0	0
32	Year-Round Residence	Non-Participating	0	0	0
33	Year-Round Residence	Non-Participating	0	0	0
34	Year-Round Residence	Non-Participating	0	0	0
35	Year-Round Residence	Non-Participating	0	0	0
36	Year-Round Residence	Non-Participating	0	0	0
37	Year-Round Residence	Non-Participating	0	0	0
38	Year-Round Residence	Non-Participating	0	0	0
39	Year-Round Residence	Non-Participating	0	0	0
40	Year-Round Residence	Non-Participating	0	0	0
41	Year-Round Residence	Non-Participating	0	0	0
42	Year-Round Residence	Non-Participating	0	0	0
43	Year-Round Residence	Non-Participating	0	0	0
44	Year-Round Residence	Non-Participating	0	0	0
45	Year-Round Residence	Non-Participating	0	0	0
46	Year-Round Residence	Non-Participating	0	0	0
47	Year-Round Residence	Non-Participating	0	0	0
48	Year-Round Residence	Non-Participating	0	0	0
49	Year-Round Residence	Non-Participating	0	0	0
50	Year-Round Residence	Non-Participating	0	0	0
51	Year-Round Residence	Non-Participating	0	0	0
52	Year-Round Residence	Non-Participating	0	0	0
53	Year-Round Residence	Non-Participating	0	0	0
54	Year-Round Residence	Non-Participating	0	0	0
55	Year-Round Residence	Non-Participating	0	0	0
56	Year-Round Residence	Non-Participating	0	0	0
57	Year-Round Residence	Non-Participating	0	0	0
58	Year-Round Residence	Non-Participating	0	0	0
59	Year-Round Residence	Non-Participating	0	0	0
60	Year-Round Residence	Non-Participating	0	1	1
61	Year-Round Residence	Non-Participating	0	0	0
62	Year-Round Residence	Non-Participating	0	0	0
63	Year-Round Residence	Non-Participating	0	0	0
64	Year-Round Residence	Non-Participating	0	0	0

Table 7-10.3: Cumulative Construction Sound Level Modeling Results (Area 3) (Leq (1-sec)) at Discrete Points [dBA]

Receptor ID	Receptor Type	Participation Status	HDD Commissioning	HDD Drilling	Worst-Case Total
65	Year-Round Residence	Non-Participating	0	0	0
66	Year-Round Residence	Non-Participating	0	0	0
67	Year-Round Residence	Non-Participating	0	0	0
68	Year-Round Residence	Non-Participating	0	0	0
69	Year-Round Residence	Non-Participating	0	0	0
70	Year-Round Residence	Non-Participating	0	0	0
71	Year-Round Residence	Non-Participating	0	0	0
72	Year-Round Residence	Non-Participating	0	0	0
73	Year-Round Residence	Non-Participating	0	0	0
74	Year-Round Residence	Non-Participating	0	0	0
75	Year-Round Residence	Non-Participating	0	0	0
76	Year-Round Residence	Non-Participating	0	0	0
77	Year-Round Residence	Non-Participating	0	0	0
78	Year-Round Residence	Non-Participating	0	0	0
79	Year-Round Residence	Non-Participating	0	0	0
80	Year-Round Residence	Non-Participating	0	0	0
81	Year-Round Residence	Non-Participating	0	0	0
82	Year-Round Residence	Non-Participating	0	0	0
83	Year-Round Residence	Non-Participating	0	0	0
84	Year-Round Residence	Non-Participating	0	0	0
85	Year-Round Residence	Non-Participating	0	0	0
86	Year-Round Residence	Non-Participating	0	0	0
87	Year-Round Residence	Non-Participating	0	0	0
88	Year-Round Residence	Non-Participating	0	0	0
89	Year-Round Residence	Non-Participating	0	0	0
90	Year-Round Residence	Non-Participating	0	0	0
91	Year-Round Residence	Non-Participating	0	0	0
92	Year-Round Residence	Non-Participating	0	0	0
93	Year-Round Residence	Non-Participating	0	0	0
94	Year-Round Residence	Non-Participating	0	0	0
95	Year-Round Residence	Non-Participating	0	0	0
96	Year-Round Residence	Non-Participating	0	0	0
97	Year-Round Residence	Non-Participating	0	0	0
98	Year-Round Residence	Non-Participating	0	0	0
99	Year-Round Residence	Non-Participating	0	0	0
100	Year-Round Residence	Non-Participating	0	0	0
101	Year-Round Residence	Non-Participating	0	0	0
102	Year-Round Residence	Non-Participating	0	0	0
103	Year-Round Residence	Non-Participating	0	0	0
104	Year-Round Residence	Non-Participating	0	0	0
105	Year-Round Residence	Non-Participating	0	0	0
106	Year-Round Residence	Non-Participating	0	0	0
107	Year-Round Residence	Non-Participating	0	0	0
108	Year-Round Residence	Non-Participating	0	0	0
109	Year-Round Residence	Non-Participating	0	0	0
110	Year-Round Residence	Non-Participating	0	0	0
111	Year-Round Residence	Non-Participating	0	0	0
112	Year-Round Residence	Non-Participating	0	0	0
113	Year-Round Residence	Non-Participating	0	0	0
114	Year-Round Residence	Non-Participating	0	0	0
115	Year-Round Residence	Non-Participating	0	0	0
116	Year-Round Residence	Non-Participating	0	0	0
117	Year-Round Residence	Non-Participating	0	0	0
118	Other Structure	Non-Participating	0	0	0
119	Year-Round Residence	Non-Participating	0	0	0
120	Year-Round Residence	Non-Participating	0	0	0
121	Year-Round Residence	Non-Participating	0	0	0
122	Year-Round Residence	Non-Participating	0	0	0
123	Year-Round Residence	Non-Participating	0	0	0
124	Year-Round Residence	Non-Participating	0	0	0
125	Year-Round Residence	Non-Participating	0	0	0
126	Year-Round Residence	Non-Participating	0	0	0
127	Year-Round Residence	Non-Participating	0	0	0
128	Year-Round Residence	Non-Participating	0	0	0

Table 7-10.3: Cumulative Construction Sound Level Modeling Results (Area 3) (Leq (1-sec)) at Discrete Points [dBA]

Receptor ID	Receptor Type	Participation Status	HDD Commissioning	HDD Drilling	Worst-Case Total
129	Year-Round Residence	Non-Participating	0	0	0
130	Year-Round Residence	Non-Participating	0	0	0
131	Year-Round Residence	Non-Participating	0	0	0
132	Year-Round Residence	Non-Participating	0	0	0
133	Year-Round Residence	Non-Participating	0	0	0
134	Year-Round Residence	Non-Participating	0	0	0
135	Year-Round Residence	Non-Participating	0	0	0
136	Year-Round Residence	Non-Participating	0	0	0
137	Year-Round Residence	Non-Participating	0	0	0
138	Year-Round Residence	Non-Participating	0	0	0
139	Year-Round Residence	Non-Participating	0	0	0
140	Year-Round Residence	Non-Participating	0	0	0
141	Year-Round Residence	Non-Participating	0	0	0
142	Year-Round Residence	Non-Participating	0	0	0
143	Year-Round Residence	Non-Participating	0	0	0
144	Year-Round Residence	Non-Participating	0	0	0
145	Year-Round Residence	Non-Participating	0	0	0
146	Year-Round Residence	Non-Participating	0	0	0
147	Year-Round Residence	Non-Participating	0	0	0
148	Year-Round Residence	Non-Participating	0	0	0
149	Year-Round Residence	Non-Participating	0	0	0
150	Year-Round Residence	Non-Participating	0	0	0
151	Year-Round Residence	Non-Participating	0	0	0
152	Year-Round Residence	Non-Participating	0	0	0
153	Year-Round Residence	Non-Participating	0	0	0
154	Year-Round Residence	Non-Participating	0	0	0
155	Year-Round Residence	Non-Participating	0	0	0
156	Year-Round Residence	Non-Participating	0	0	0
157	Year-Round Residence	Non-Participating	0	0	0
158	Year-Round Residence	Non-Participating	0	0	0
159	Year-Round Residence	Non-Participating	0	0	0
160	Year-Round Residence	Non-Participating	0	0	0
161	Year-Round Residence	Non-Participating	0	0	0
162	Year-Round Residence	Non-Participating	0	0	0
163	Year-Round Residence	Non-Participating	0	0	0
164	Year-Round Residence	Non-Participating	0	0	0
165	Year-Round Residence	Non-Participating	0	0	0
166	Year-Round Residence	Non-Participating	0	0	0
167	Year-Round Residence	Non-Participating	0	0	0
168	Year-Round Residence	Non-Participating	0	0	0
169	Year-Round Residence	Non-Participating	0	0	0
170	Year-Round Residence	Non-Participating	0	0	0
171	Year-Round Residence	Non-Participating	0	0	0
172	Year-Round Residence	Non-Participating	0	0	0
173	Year-Round Residence	Non-Participating	0	0	0
174	Year-Round Residence	Non-Participating	0	0	0
175	Year-Round Residence	Non-Participating	0	0	0
176	Year-Round Residence	Non-Participating	0	0	0
177	Year-Round Residence	Non-Participating	0	0	0
178	Year-Round Residence	Non-Participating	0	0	0
179	Year-Round Residence	Non-Participating	0	0	0
180	Year-Round Residence	Non-Participating	0	0	0
181	Year-Round Residence	Non-Participating	0	0	0
182	Year-Round Residence	Non-Participating	0	0	0
183	Year-Round Residence	Non-Participating	0	0	0
184	Year-Round Residence	Non-Participating	0	0	0
185	Year-Round Residence	Non-Participating	0	0	0
186	Year-Round Residence	Non-Participating	0	0	0
187	Year-Round Residence	Non-Participating	0	0	0
188	Year-Round Residence	Non-Participating	0	0	0
189	Year-Round Residence	Non-Participating	0	0	0
190	Year-Round Residence	Non-Participating	0	0	0
191	Year-Round Residence	Non-Participating	0	0	0
192	Year-Round Residence	Non-Participating	0	0	0

Table 7-10.3: Cumulative Construction Sound Level Modeling Results (Area 3) (Leq (1-sec)) at Discrete Points [dBA]

Receptor ID	Receptor Type	Participation Status	HDD Commissioning	HDD Drilling	Worst-Case Total
193	Year-Round Residence	Non-Participating	0	0	0
194	Year-Round Residence	Non-Participating	0	0	0
195	Year-Round Residence	Non-Participating	0	0	0
196	Year-Round Residence	Non-Participating	0	0	0
197	Year-Round Residence	Non-Participating	0	0	0
198	Year-Round Residence	Non-Participating	0	1	1
199	Year-Round Residence	Non-Participating	0	1	1
200	Year-Round Residence	Non-Participating	0	1	1
201	Year-Round Residence	Non-Participating	0	1	1
202	Year-Round Residence	Non-Participating	0	1	1
203	Year-Round Residence	Non-Participating	0	1	1
204	Year-Round Residence	Non-Participating	0	1	1
205	Year-Round Residence	Non-Participating	0	1	1
206	Year-Round Residence	Non-Participating	0	1	1
207	Year-Round Residence	Non-Participating	0	1	1
208	Year-Round Residence	Non-Participating	0	1	1
209	Year-Round Residence	Non-Participating	0	1	1
210	Year-Round Residence	Non-Participating	0	1	1
211	Year-Round Residence	Non-Participating	0	1	1
212	Year-Round Residence	Non-Participating	0	1	1
213	Year-Round Residence	Non-Participating	0	1	1
214	Year-Round Residence	Non-Participating	0	1	1
215	Year-Round Residence	Non-Participating	0	1	1
216	Year-Round Residence	Non-Participating	0	1	1
217	Year-Round Residence	Non-Participating	0	1	1
218	Year-Round Residence	Non-Participating	0	1	1
219	Year-Round Residence	Non-Participating	0	1	1
220	Year-Round Residence	Non-Participating	0	1	1
221	Year-Round Residence	Non-Participating	0	1	1
222	Year-Round Residence	Non-Participating	0	1	1
223	Year-Round Residence	Non-Participating	0	1	1
224	Year-Round Residence	Non-Participating	0	1	1
225	Year-Round Residence	Non-Participating	0	1	1
226	Year-Round Residence	Non-Participating	0	1	1
227	Year-Round Residence	Non-Participating	0	1	1
228	Year-Round Residence	Non-Participating	0	1	1
229	Year-Round Residence	Non-Participating	0	1	1
230	Year-Round Residence	Non-Participating	0	0	0
231	Year-Round Residence	Non-Participating	0	0	0
232	Year-Round Residence	Non-Participating	0	0	0
233	Year-Round Residence	Non-Participating	0	0	0
234	Year-Round Residence	Non-Participating	0	0	0
235	Year-Round Residence	Non-Participating	0	0	0
236	Year-Round Residence	Non-Participating	0	0	0
237	Year-Round Residence	Non-Participating	0	0	0
238	Year-Round Residence	Non-Participating	0	0	0
239	Year-Round Residence	Non-Participating	0	0	0
240	Year-Round Residence	Non-Participating	0	0	0
241	Year-Round Residence	Non-Participating	0	0	0
242	Year-Round Residence	Non-Participating	0	0	0
243	Year-Round Residence	Non-Participating	0	0	0
244	Year-Round Residence	Non-Participating	0	0	0
245	Year-Round Residence	Non-Participating	0	0	0
246	Year-Round Residence	Non-Participating	0	0	0
247	Year-Round Residence	Non-Participating	0	0	0
248	Year-Round Residence	Non-Participating	0	0	0
249	Year-Round Residence	Non-Participating	0	0	0
250	Year-Round Residence	Non-Participating	0	0	0
251	Year-Round Residence	Non-Participating	0	0	0
252	Year-Round Residence	Non-Participating	0	0	0
253	Year-Round Residence	Non-Participating	0	1	1
254	Year-Round Residence	Non-Participating	0	1	1
255	Year-Round Residence	Non-Participating	0	1	1
256	Year-Round Residence	Non-Participating	0	1	1

Table 7-10.3: Cumulative Construction Sound Level Modeling Results (Area 3) (Leq (1-sec)) at Discrete Points [dBA]

Receptor ID	Receptor Type	Participation Status	HDD Commissioning	HDD Drilling	Worst-Case Total
257	Year-Round Residence	Non-Participating	0	1	1
258	Year-Round Residence	Non-Participating	0	1	1
259	Year-Round Residence	Non-Participating	0	1	1
260	Year-Round Residence	Non-Participating	0	1	1
261	Year-Round Residence	Non-Participating	0	1	1
262	Year-Round Residence	Non-Participating	0	1	1
263	Year-Round Residence	Non-Participating	0	2	2
264	Year-Round Residence	Non-Participating	0	2	2
265	Year-Round Residence	Non-Participating	0	2	2
266	Year-Round Residence	Non-Participating	0	3	3
267	Year-Round Residence	Non-Participating	0	2	2
268	Year-Round Residence	Non-Participating	0	0	0
269	Year-Round Residence	Non-Participating	0	0	0
270	Year-Round Residence	Non-Participating	0	0	0
271	Year-Round Residence	Non-Participating	0	0	0
272	Year-Round Residence	Non-Participating	0	0	0
273	Year-Round Residence	Non-Participating	0	0	0
274	Year-Round Residence	Non-Participating	0	0	0
275	Year-Round Residence	Non-Participating	0	0	0
276	Year-Round Residence	Non-Participating	0	0	0
277	Year-Round Residence	Non-Participating	0	0	0
278	Year-Round Residence	Non-Participating	0	0	0
279	Year-Round Residence	Non-Participating	0	0	0
280	Year-Round Residence	Non-Participating	0	0	0
281	Year-Round Residence	Non-Participating	0	0	0
282	Year-Round Residence	Non-Participating	0	0	0
283	Year-Round Residence	Non-Participating	0	0	0
284	Year-Round Residence	Non-Participating	0	0	0
285	Year-Round Residence	Non-Participating	0	0	0
286	Year-Round Residence	Non-Participating	0	0	0
287	Year-Round Residence	Non-Participating	0	0	0
288	Year-Round Residence	Non-Participating	0	0	0
289	Year-Round Residence	Non-Participating	0	0	0
290	Year-Round Residence	Non-Participating	0	0	0
291	Year-Round Residence	Non-Participating	0	0	0
292	Year-Round Residence	Non-Participating	0	0	0
293	Year-Round Residence	Non-Participating	0	0	0
294	Year-Round Residence	Non-Participating	0	0	0
295	Year-Round Residence	Non-Participating	0	0	0
296	Year-Round Residence	Non-Participating	0	0	0
297	Year-Round Residence	Non-Participating	0	0	0
298	Year-Round Residence	Non-Participating	0	0	0
299	Year-Round Residence	Non-Participating	0	0	0
300	Year-Round Residence	Non-Participating	0	0	0
301	Year-Round Residence	Non-Participating	0	0	0
302	Year-Round Residence	Non-Participating	0	0	0
303	Year-Round Residence	Non-Participating	0	0	0
304	Year-Round Residence	Non-Participating	0	0	0
305	Year-Round Residence	Non-Participating	0	0	0
306	Year-Round Residence	Non-Participating	0	0	0
307	Year-Round Residence	Non-Participating	0	0	0
308	Year-Round Residence	Non-Participating	0	0	0
309	Year-Round Residence	Non-Participating	0	0	0
310	Year-Round Residence	Non-Participating	0	0	0
311	Year-Round Residence	Non-Participating	0	0	0
312	Year-Round Residence	Non-Participating	0	0	0
313	Year-Round Residence	Non-Participating	0	0	0
314	Year-Round Residence	Non-Participating	0	0	0
315	Year-Round Residence	Non-Participating	0	0	0
316	Year-Round Residence	Non-Participating	0	0	0
317	Year-Round Residence	Non-Participating	0	0	0
318	Year-Round Residence	Non-Participating	0	0	0
319	Year-Round Residence	Non-Participating	0	0	0
320	Year-Round Residence	Non-Participating	0	0	0

Table 7-10.3: Cumulative Construction Sound Level Modeling Results (Area 3) (Leq (1-sec)) at Discrete Points [dBA]

Receptor ID	Receptor Type	Participation Status	HDD Commissioning	HDD Drilling	Worst-Case Total
321	Year-Round Residence	Non-Participating	0	0	0
322	Year-Round Residence	Non-Participating	0	0	0
323	Year-Round Residence	Non-Participating	0	0	0
324	Year-Round Residence	Non-Participating	0	0	0
325	Year-Round Residence	Non-Participating	0	0	0
326	Year-Round Residence	Non-Participating	0	0	0
327	Year-Round Residence	Non-Participating	0	0	0
328	Year-Round Residence	Non-Participating	0	0	0
329	Year-Round Residence	Non-Participating	0	0	0
330	Year-Round Residence	Non-Participating	0	0	0
331	Year-Round Residence	Non-Participating	0	0	0
332	Year-Round Residence	Non-Participating	0	0	0
333	Year-Round Residence	Non-Participating	0	0	0
334	Year-Round Residence	Non-Participating	0	0	0
335	Year-Round Residence	Non-Participating	0	0	0
336	Year-Round Residence	Non-Participating	0	0	0
337	Year-Round Residence	Non-Participating	0	0	0
338	Year-Round Residence	Non-Participating	0	0	0
339	Year-Round Residence	Non-Participating	0	0	0
340	Year-Round Residence	Non-Participating	0	0	0
341	Year-Round Residence	Non-Participating	0	0	0
342	Year-Round Residence	Non-Participating	0	0	0
343	Year-Round Residence	Non-Participating	0	0	0
344	Year-Round Residence	Non-Participating	0	0	0
345	Year-Round Residence	Non-Participating	0	0	0
346	Year-Round Residence	Non-Participating	0	0	0
347	Year-Round Residence	Non-Participating	0	0	0
348	Year-Round Residence	Non-Participating	0	0	0
349	Year-Round Residence	Non-Participating	0	0	0
350	Year-Round Residence	Non-Participating	0	0	0
351	Year-Round Residence	Non-Participating	0	0	0
352	Year-Round Residence	Non-Participating	0	0	0
353	Year-Round Residence	Non-Participating	0	0	0
354	Year-Round Residence	Non-Participating	0	0	0
355	Year-Round Residence	Non-Participating	0	0	0
356	Year-Round Residence	Non-Participating	0	0	0
357	Year-Round Residence	Non-Participating	0	0	0
358	Year-Round Residence	Non-Participating	0	0	0
359	Year-Round Residence	Non-Participating	0	0	0
360	Year-Round Residence	Non-Participating	0	0	0
361	Year-Round Residence	Non-Participating	0	0	0
362	Year-Round Residence	Non-Participating	0	0	0
363	Year-Round Residence	Non-Participating	0	0	0
364	Year-Round Residence	Non-Participating	0	0	0
365	Year-Round Residence	Non-Participating	0	0	0
366	Year-Round Residence	Non-Participating	0	0	0
367	Year-Round Residence	Non-Participating	0	0	0
368	Year-Round Residence	Non-Participating	0	0	0
369	Year-Round Residence	Non-Participating	0	0	0
370	Year-Round Residence	Non-Participating	0	0	0
371	Year-Round Residence	Non-Participating	0	0	0
372	Year-Round Residence	Non-Participating	0	0	0
373	Year-Round Residence	Non-Participating	0	0	0
374	Year-Round Residence	Non-Participating	0	0	0
375	Year-Round Residence	Non-Participating	0	0	0
376	Year-Round Residence	Non-Participating	0	0	0
377	Year-Round Residence	Non-Participating	0	0	0
378	Year-Round Residence	Non-Participating	0	0	0
379	Year-Round Residence	Non-Participating	0	0	0
380	Year-Round Residence	Non-Participating	0	0	0
381	Year-Round Residence	Non-Participating	0	0	0
382	Year-Round Residence	Non-Participating	0	0	0
383	Year-Round Residence	Non-Participating	0	0	0
384	Year-Round Residence	Non-Participating	0	1	1

Table 7-10.3: Cumulative Construction Sound Level Modeling Results (Area 3) (Leq (1-sec)) at Discrete Points [dBA]

Receptor ID	Receptor Type	Participation Status	HDD Commissioning	HDD Drilling	Worst-Case Total
385	Year-Round Residence	Non-Participating	0	1	1
386	Year-Round Residence	Non-Participating	0	2	2
387	Year-Round Residence	Non-Participating	0	2	2
388	Year-Round Residence	Non-Participating	0	3	3
389	Year-Round Residence	Non-Participating	0	3	3
390	Year-Round Residence	Non-Participating	0	3	3
391	Year-Round Residence	Non-Participating	0	3	3
392	Year-Round Residence	Non-Participating	0	3	3
393	Year-Round Residence	Non-Participating	0	4	4
394	Year-Round Residence	Non-Participating	0	5	5
395	Year-Round Residence	Non-Participating	0	4	4
396	Year-Round Residence	Non-Participating	0	3	3
397	Year-Round Residence	Non-Participating	0	0	0
398	Year-Round Residence	Non-Participating	0	4	4
399	Year-Round Residence	Non-Participating	0	4	4
400	Year-Round Residence	Non-Participating	0	4	4
401	Year-Round Residence	Non-Participating	0	4	4
402	Year-Round Residence	Non-Participating	0	4	4
403	Year-Round Residence	Non-Participating	0	4	4
404	Year-Round Residence	Non-Participating	0	4	4
405	Year-Round Residence	Non-Participating	0	3	3
406	Year-Round Residence	Non-Participating	0	3	3
407	Year-Round Residence	Non-Participating	0	3	3
408	Year-Round Residence	Non-Participating	0	3	3
409	Year-Round Residence	Non-Participating	0	3	3
410	Year-Round Residence	Non-Participating	0	2	2
411	Year-Round Residence	Non-Participating	0	2	2
412	Other Structure	Non-Participating	0	0	0
413	Year-Round Residence	Non-Participating	0	3	3
414	Year-Round Residence	Non-Participating	0	2	2
415	Year-Round Residence	Non-Participating	0	0	0
416	Year-Round Residence	Non-Participating	0	0	0
417	Year-Round Residence	Non-Participating	0	0	0
418	Year-Round Residence	Non-Participating	0	0	0
419	Year-Round Residence	Non-Participating	0	0	0
420	Year-Round Residence	Non-Participating	0	0	0
421	Year-Round Residence	Non-Participating	0	1	1
422	Year-Round Residence	Non-Participating	0	1	1
423	Year-Round Residence	Non-Participating	0	1	1
424	Year-Round Residence	Non-Participating	0	2	2
425	Year-Round Residence	Non-Participating	0	2	2
426	Year-Round Residence	Non-Participating	0	2	2
427	Year-Round Residence	Non-Participating	0	2	2
428	Year-Round Residence	Non-Participating	0	1	1
429	Year-Round Residence	Non-Participating	0	0	0
430	Year-Round Residence	Non-Participating	0	0	0
431	Year-Round Residence	Non-Participating	0	0	0
432	Year-Round Residence	Non-Participating	0	5	5
433	Year-Round Residence	Non-Participating	0	3	3
434	Year-Round Residence	Non-Participating	0	1	1
435	Year-Round Residence	Non-Participating	0	5	5
436	Year-Round Residence	Non-Participating	0	5	5
437	Year-Round Residence	Non-Participating	0	6	6
438	Year-Round Residence	Non-Participating	0	5	5
439	Year-Round Residence	Non-Participating	0	6	6
440	Year-Round Residence	Non-Participating	0	7	7
441	Year-Round Residence	Non-Participating	0	7	7
442	Year-Round Residence	Non-Participating	0	7	7
443	Year-Round Residence	Non-Participating	0	6	6
444	Year-Round Residence	Non-Participating	0	6	6
445	Year-Round Residence	Non-Participating	0	6	6
446	Year-Round Residence	Non-Participating	0	7	7
447	Year-Round Residence	Non-Participating	0	7	7
448	Year-Round Residence	Non-Participating	0	8	8

Table 7-10.3: Cumulative Construction Sound Level Modeling Results (Area 3) (Leq (1-sec)) at Discrete Points [dBA]

Receptor ID	Receptor Type	Participation Status	HDD Commissioning	HDD Drilling	Worst-Case Total
449	Year-Round Residence	Non-Participating	0	8	8
450	Other Structure	Participating	0	9	9
451	Year-Round Residence	Participating	0	9	9
452	Year-Round Residence	Non-Participating	0	10	10
453	Year-Round Residence	Non-Participating	0	8	8
454	Year-Round Residence	Non-Participating	0	10	10
455	Year-Round Residence	Non-Participating	0	11	11
456	Year-Round Residence	Non-Participating	0	0	0
457	Year-Round Residence	Non-Participating	0	0	0
458	Year-Round Residence	Non-Participating	0	0	0
459	Year-Round Residence	Non-Participating	0	0	0
460	Year-Round Residence	Non-Participating	0	0	0
461	Year-Round Residence	Non-Participating	0	0	0
462	Other Structure	Non-Participating	0	0	0
463	Year-Round Residence	Non-Participating	0	0	0
464	Year-Round Residence	Non-Participating	0	0	0
465	Year-Round Residence	Non-Participating	0	0	0
466	Year-Round Residence	Non-Participating	0	0	0
467	Year-Round Residence	Non-Participating	0	0	0
468	Year-Round Residence	Non-Participating	0	0	0
469	Year-Round Residence	Non-Participating	0	0	0
470	Year-Round Residence	Non-Participating	0	0	0
471	Year-Round Residence	Non-Participating	0	0	0
472	Year-Round Residence	Non-Participating	0	0	0
473	Year-Round Residence	Non-Participating	0	0	0
474	Year-Round Residence	Non-Participating	0	0	0
475	Year-Round Residence	Non-Participating	0	0	0
476	Year-Round Residence	Non-Participating	0	0	0
477	Year-Round Residence	Non-Participating	0	0	0
478	Year-Round Residence	Non-Participating	0	0	0
479	Year-Round Residence	Non-Participating	0	0	0
480	Year-Round Residence	Non-Participating	0	0	0
481	Other Structure	Non-Participating	0	0	0
482	Year-Round Residence	Non-Participating	0	0	0
483	Year-Round Residence	Non-Participating	0	0	0
484	Uninhabitable Residence	Non-Participating	0	0	0
485	Year-Round Residence	Non-Participating	0	0	0
486	Year-Round Residence	Non-Participating	0	0	0
487	Year-Round Residence	Non-Participating	0	0	0
488	Year-Round Residence	Non-Participating	0	0	0
489	Year-Round Residence	Non-Participating	0	0	0
490	Year-Round Residence	Non-Participating	0	0	0
491	Uninhabitable Residence	Non-Participating	0	0	0
492	Year-Round Residence	Non-Participating	0	0	0
493	Year-Round Residence	Non-Participating	0	0	0
494	Year-Round Residence	Non-Participating	0	0	0
495	Year-Round Residence	Non-Participating	0	0	0
496	Year-Round Residence	Non-Participating	0	0	0
497	Year-Round Residence	Non-Participating	0	0	0
498	Year-Round Residence	Non-Participating	0	0	0
499	Year-Round Residence	Non-Participating	0	0	0
500	Year-Round Residence	Non-Participating	0	0	0
501	Year-Round Residence	Non-Participating	0	0	0
502	Year-Round Residence	Non-Participating	0	0	0
503	Year-Round Residence	Non-Participating	0	0	0
504	Year-Round Residence	Non-Participating	0	0	0
505	Year-Round Residence	Non-Participating	0	0	0
506	Year-Round Residence	Non-Participating	0	0	0
507	Year-Round Residence	Non-Participating	0	0	0
508	Year-Round Residence	Non-Participating	0	0	0
509	Year-Round Residence	Non-Participating	0	0	0
510	Year-Round Residence	Non-Participating	0	0	0
511	Year-Round Residence	Non-Participating	0	0	0
512	Year-Round Residence	Non-Participating	0	0	0

Table 7-10.3: Cumulative Construction Sound Level Modeling Results (Area 3) (Leq (1-sec)) at Discrete Points [dBA]

Receptor ID	Receptor Type	Participation Status	HDD Commissioning	HDD Drilling	Worst-Case Total
513	Year-Round Residence	Non-Participating	0	0	0
514	Year-Round Residence	Non-Participating	0	0	0
515	Year-Round Residence	Non-Participating	0	0	0
516	Year-Round Residence	Non-Participating	0	0	0
517	Year-Round Residence	Non-Participating	0	0	0
518	Year-Round Residence	Non-Participating	0	0	0
519	Year-Round Residence	Non-Participating	0	0	0
520	Year-Round Residence	Non-Participating	0	0	0
521	Year-Round Residence	Non-Participating	0	0	0
522	Year-Round Residence	Non-Participating	0	0	0
523	Year-Round Residence	Non-Participating	0	0	0
524	Year-Round Residence	Non-Participating	0	0	0
525	Unknown Structure	Non-Participating	0	0	0
526	Year-Round Residence	Non-Participating	0	0	0
527	Year-Round Residence	Non-Participating	0	0	0
528	Year-Round Residence	Non-Participating	0	0	0
529	Year-Round Residence	Non-Participating	0	0	0
530	Year-Round Residence	Non-Participating	0	0	0
531	Year-Round Residence	Non-Participating	0	0	0
532	Year-Round Residence	Non-Participating	0	0	0
533	Year-Round Residence	Non-Participating	0	0	0
534	Year-Round Residence	Non-Participating	0	0	0
535	Year-Round Residence	Non-Participating	0	0	0
536	Year-Round Residence	Non-Participating	0	0	0
537	Year-Round Residence	Non-Participating	0	0	0
538	Year-Round Residence	Non-Participating	0	0	0
539	Year-Round Residence	Non-Participating	0	0	0
540	Year-Round Residence	Non-Participating	0	0	0
541	Year-Round Residence	Non-Participating	0	0	0
542	Year-Round Residence	Non-Participating	0	0	0
543	Year-Round Residence	Non-Participating	0	0	0
544	Year-Round Residence	Participating	0	0	0
545	Year-Round Residence	Participating	0	0	0
546	Year-Round Residence	Participating	0	0	0
547	Year-Round Residence	Participating	0	1	1
548	Year-Round Residence	Participating	0	1	1
549	Year-Round Residence	Participating	0	1	1
550	Year-Round Residence	Participating	0	1	1
551	Year-Round Residence	Participating	0	2	2
552	Year-Round Residence	Non-Participating	0	2	2
553	Year-Round Residence	Non-Participating	0	0	0
554	Year-Round Residence	Non-Participating	0	0	0
555	Year-Round Residence	Non-Participating	0	0	0
556	Year-Round Residence	Non-Participating	0	0	0
557	Year-Round Residence	Non-Participating	0	0	0
558	Year-Round Residence	Non-Participating	0	0	0
559	Year-Round Residence	Non-Participating	0	0	0
560	Year-Round Residence	Non-Participating	0	0	0
561	Year-Round Residence	Non-Participating	0	0	0
562	Year-Round Residence	Non-Participating	0	0	0
563	Year-Round Residence	Non-Participating	0	1	1
564	Year-Round Residence	Non-Participating	0	2	2
565	Year-Round Residence	Non-Participating	0	2	2
566	Year-Round Residence	Non-Participating	0	2	2
567	Year-Round Residence	Non-Participating	0	3	3
568	Year-Round Residence	Non-Participating	0	3	3
569	Year-Round Residence	Non-Participating	0	3	3
570	Year-Round Residence	Non-Participating	0	3	3
571	Year-Round Residence	Non-Participating	0	3	3
572	Year-Round Residence	Non-Participating	0	3	3
573	Year-Round Residence	Non-Participating	0	3	3
574	Year-Round Residence	Non-Participating	0	3	3
575	Year-Round Residence	Non-Participating	0	2	2
576	Year-Round Residence	Non-Participating	0	3	3

Table 7-10.3: Cumulative Construction Sound Level Modeling Results (Area 3) (Leq (1-sec)) at Discrete Points [dBA]

Receptor ID	Receptor Type	Participation Status	HDD Commissioning	HDD Drilling	Worst-Case Total
577	Year-Round Residence	Non-Participating	0	3	3
578	Year-Round Residence	Non-Participating	0	3	3
579	Year-Round Residence	Non-Participating	0	2	2
580	Year-Round Residence	Non-Participating	0	2	2
581	Year-Round Residence	Non-Participating	0	2	2
582	Year-Round Residence	Non-Participating	0	0	0
583	Year-Round Residence	Non-Participating	0	0	0
584	Year-Round Residence	Non-Participating	0	0	0
585	Year-Round Residence	Non-Participating	0	0	0
586	Year-Round Residence	Non-Participating	0	0	0
587	Year-Round Residence	Non-Participating	0	0	0
588	Year-Round Residence	Non-Participating	0	0	0
589	Other Structure	Non-Participating	0	0	0
590	Year-Round Residence	Non-Participating	0	0	0
591	Year-Round Residence	Non-Participating	0	0	0
592	Year-Round Residence	Non-Participating	0	0	0
593	Year-Round Residence	Non-Participating	0	0	0
594	Year-Round Residence	Non-Participating	0	0	0
595	Year-Round Residence	Non-Participating	0	0	0
596	Year-Round Residence	Non-Participating	0	0	0
597	Year-Round Residence	Non-Participating	0	0	0
598	Year-Round Residence	Non-Participating	0	0	0
599	Year-Round Residence	Non-Participating	0	0	0
600	Year-Round Residence	Non-Participating	0	0	0
601	Year-Round Residence	Non-Participating	0	0	0
602	Other Structure	Non-Participating	0	0	0
603	Year-Round Residence	Non-Participating	0	0	0
604	Year-Round Residence	Non-Participating	0	0	0
605	Year-Round Residence	Non-Participating	0	0	0
606	Year-Round Residence	Non-Participating	0	0	0
607	Year-Round Residence	Non-Participating	0	0	0
608	Year-Round Residence	Non-Participating	0	0	0
609	Year-Round Residence	Non-Participating	0	0	0
610	Year-Round Residence	Non-Participating	0	1	1
611	Year-Round Residence	Non-Participating	0	0	0
612	Year-Round Residence	Non-Participating	0	0	0
613	Year-Round Residence	Non-Participating	0	0	0
614	Year-Round Residence	Non-Participating	0	0	0
615	Year-Round Residence	Non-Participating	0	0	0
616	Year-Round Residence	Non-Participating	0	0	0
617	Year-Round Residence	Non-Participating	0	2	2
618	Year-Round Residence	Non-Participating	0	2	2
619	Year-Round Residence	Non-Participating	0	2	2
620	Other Structure	Non-Participating	0	2	2
621	Year-Round Residence	Non-Participating	0	2	2
622	Year-Round Residence	Non-Participating	0	3	3
623	Year-Round Residence	Non-Participating	0	3	3
624	Year-Round Residence	Non-Participating	0	3	3
625	Year-Round Residence	Non-Participating	0	1	1
626	Year-Round Residence	Non-Participating	0	0	0
627	Year-Round Residence	Non-Participating	0	0	0
628	Year-Round Residence	Non-Participating	0	0	0
629	Year-Round Residence	Non-Participating	0	3	3
630	Year-Round Residence	Non-Participating	0	4	4
631	Year-Round Residence	Non-Participating	0	4	4
632	Year-Round Residence	Non-Participating	0	4	4
633	Year-Round Residence	Non-Participating	0	4	4
634	Year-Round Residence	Non-Participating	0	5	5
635	Year-Round Residence	Non-Participating	0	6	6
636	Year-Round Residence	Non-Participating	0	6	6
637	Year-Round Residence	Non-Participating	0	6	6
638	Year-Round Residence	Non-Participating	0	5	5
639	Year-Round Residence	Non-Participating	0	0	0
640	Year-Round Residence	Non-Participating	0	6	6

Table 7-10.3: Cumulative Construction Sound Level Modeling Results (Area 3) (Leq (1-sec)) at Discrete Points [dBA]

Receptor ID	Receptor Type	Participation Status	HDD Commissioning	HDD Drilling	Worst-Case Total
641	Year-Round Residence	Non-Participating	0	6	6
642	Year-Round Residence	Non-Participating	0	6	6
643	Year-Round Residence	Non-Participating	0	6	6
644	Year-Round Residence	Non-Participating	0	5	5
645	Year-Round Residence	Non-Participating	0	1	1
646	Year-Round Residence	Non-Participating	0	4	4
647	Year-Round Residence	Non-Participating	0	4	4
648	Year-Round Residence	Non-Participating	0	4	4
649	Year-Round Residence	Non-Participating	0	3	3
650	Year-Round Residence	Non-Participating	0	3	3
651	Year-Round Residence	Non-Participating	0	2	2
652	Year-Round Residence	Non-Participating	0	3	3
653	Year-Round Residence	Non-Participating	0	3	3
654	Year-Round Residence	Non-Participating	0	3	3
655	Year-Round Residence	Non-Participating	0	2	2
656	Year-Round Residence	Non-Participating	0	2	2
657	Year-Round Residence	Non-Participating	0	3	3
658	Year-Round Residence	Non-Participating	0	1	1
659	Year-Round Residence	Non-Participating	0	1	1
660	Year-Round Residence	Non-Participating	0	1	1
661	Year-Round Residence	Non-Participating	0	4	4
662	Year-Round Residence	Non-Participating	0	4	4
663	Year-Round Residence	Non-Participating	0	5	5
664	Year-Round Residence	Non-Participating	0	5	5
665	Year-Round Residence	Non-Participating	0	5	5
666	Year-Round Residence	Non-Participating	0	5	5
667	Year-Round Residence	Non-Participating	0	5	5
668	Year-Round Residence	Non-Participating	0	5	5
669	Year-Round Residence	Non-Participating	0	5	5
670	Year-Round Residence	Non-Participating	0	5	5
671	Year-Round Residence	Non-Participating	0	5	5
672	Year-Round Residence	Non-Participating	0	6	6
673	Year-Round Residence	Non-Participating	0	8	8
674	Year-Round Residence	Non-Participating	0	8	8
675	Year-Round Residence	Non-Participating	0	0	0
676	Year-Round Residence	Non-Participating	0	11	11
677	Year-Round Residence	Non-Participating	0	10	10
678	Year-Round Residence	Non-Participating	0	10	10
679	Year-Round Residence	Non-Participating	0	9	9
680	Other Structure	Non-Participating	0	8	8
681	Year-Round Residence	Non-Participating	0	7	7
682	Year-Round Residence	Non-Participating	0	6	6
683	Year-Round Residence	Non-Participating	0	6	6
684	Year-Round Residence	Non-Participating	0	6	6
685	Year-Round Residence	Non-Participating	0	6	6
686	Year-Round Residence	Non-Participating	0	5	5
687	Year-Round Residence	Non-Participating	0	12	12
688	Year-Round Residence	Non-Participating	0	12	12
689	Year-Round Residence	Non-Participating	0	12	12
690	Year-Round Residence	Non-Participating	0	12	12
691	Year-Round Residence	Non-Participating	0	11	11
692	Year-Round Residence	Non-Participating	0	8	8
693	Year-Round Residence	Non-Participating	0	2	2
694	Year-Round Residence	Non-Participating	0	1	1
695	Other Structure	Non-Participating	0	2	2
696	Year-Round Residence	Non-Participating	0	5	5
697	Year-Round Residence	Non-Participating	0	9	9
698	Year-Round Residence	Non-Participating	0	7	7
699	Year-Round Residence	Non-Participating	0	5	5
700	Year-Round Residence	Non-Participating	0	6	6
701	Year-Round Residence	Non-Participating	0	5	5
702	Year-Round Residence	Participating	0	4	4
703	Year-Round Residence	Non-Participating	0	14	14
704	Year-Round Residence	Non-Participating	0	14	14

Table 7-10.3: Cumulative Construction Sound Level Modeling Results (Area 3) (Leq (1-sec)) at Discrete Points [dBA]

Receptor ID	Receptor Type	Participation Status	HDD Commissioning	HDD Drilling	Worst-Case Total
705	Year-Round Residence	Non-Participating	0	7	7
706	Year-Round Residence	Non-Participating	0	11	11
707	Other Structure	Participating	0	10	10
708	Year-Round Residence	Non-Participating	0	10	10
709	Year-Round Residence	Non-Participating	0	10	10
710	Year-Round Residence	Non-Participating	0	7	7
711	Year-Round Residence	Non-Participating	0	7	7
712	Year-Round Residence	Participating	0	12	12
713	Year-Round Residence	Non-Participating	0	8	8
714	Seasonal Residence	Non-Participating	0	0	0
715	Seasonal Residence	Non-Participating	0	2	2
716	Seasonal Residence	Non-Participating	0	0	0
717	Seasonal Residence	Non-Participating	0	0	0
718	Seasonal Residence	Non-Participating	0	0	0
719	Seasonal Residence	Non-Participating	0	0	0
720	Seasonal Residence	Non-Participating	0	0	0
721	Seasonal Residence	Non-Participating	0	0	0
722	Seasonal Residence	Non-Participating	0	0	0
723	Seasonal Residence	Non-Participating	0	0	0
724	Seasonal Residence	Non-Participating	0	0	0
725	Seasonal Residence	Non-Participating	0	0	0
726	Seasonal Residence	Non-Participating	0	0	0
727	Seasonal Residence	Non-Participating	0	0	0
728	Seasonal Residence	Non-Participating	0	0	0
729	Seasonal Residence	Non-Participating	0	0	0
730	Seasonal Residence	Non-Participating	0	1	1
731	Seasonal Residence	Non-Participating	0	1	1
732	Seasonal Residence	Non-Participating	0	2	2
733	Seasonal Residence	Non-Participating	0	1	1
734	Seasonal Residence	Non-Participating	0	2	2
735	Seasonal Residence	Non-Participating	0	3	3
736	Seasonal Residence	Non-Participating	0	4	4
737	Seasonal Residence	Non-Participating	0	3	3
738	Seasonal Residence	Non-Participating	0	3	3
739	Seasonal Residence	Non-Participating	0	3	3
740	Seasonal Residence	Non-Participating	0	5	5
741	Seasonal Residence	Non-Participating	0	3	3
742	Seasonal Residence	Non-Participating	0	4	4
743	Seasonal Residence	Non-Participating	0	4	4
744	Seasonal Residence	Non-Participating	0	4	4
745	Seasonal Residence	Non-Participating	0	4	4
746	Seasonal Residence	Non-Participating	0	0	0
747	Seasonal Residence	Non-Participating	0	6	6
748	Seasonal Residence	Non-Participating	0	4	4
749	Uninhabitable Residence	Non-Participating	0	2	2
750	Uninhabitable Residence	Non-Participating	0	2	2
751	Institutional Structure	Non-Participating	0	0	0
752	Institutional Structure	Non-Participating	0	0	0
753	Institutional Structure	Non-Participating	0	0	0
754	Institutional Structure	Non-Participating	0	0	0
755	Institutional Structure	Non-Participating	0	0	0
756	Institutional Structure	Non-Participating	0	0	0
757	Institutional Structure	Non-Participating	0	0	0
758	Institutional Structure	Non-Participating	0	0	0
759	Institutional Structure	Non-Participating	0	0	0
760	Institutional Structure	Non-Participating	0	0	0
761	Institutional Structure	Non-Participating	0	0	0
762	Institutional Structure	Non-Participating	0	0	0
763	Institutional Structure	Non-Participating	0	0	0
764	Institutional Structure	Non-Participating	0	0	0
765	Institutional Structure	Non-Participating	0	0	0
766	Institutional Structure	Non-Participating	0	0	0
767	Institutional Structure	Non-Participating	0	0	0
768	Institutional Structure	Non-Participating	0	0	0

Table 7-10.3: Cumulative Construction Sound Level Modeling Results (Area 3) (Leq (1-sec)) at Discrete Points [dBA]

Receptor ID	Receptor Type	Participation Status	HDD Commissioning	HDD Drilling	Worst-Case Total
769	Institutional Structure	Non-Participating	0	0	0
770	Institutional Structure	Non-Participating	0	0	0
771	Institutional Structure	Non-Participating	0	0	0
772	Institutional Structure	Non-Participating	0	0	0
773	Institutional Structure	Non-Participating	0	0	0
774	Institutional Structure	Non-Participating	0	0	0
775	Institutional Structure	Non-Participating	0	0	0
776	Institutional Structure	Non-Participating	0	0	0
777	Institutional Structure	Non-Participating	0	0	0
778	Institutional Structure	Non-Participating	0	0	0
779	Institutional Structure	Non-Participating	0	0	0
780	Institutional Structure	Non-Participating	0	0	0
781	Institutional Structure	Non-Participating	0	0	0
782	Institutional Structure	Non-Participating	0	0	0
783	Institutional Structure	Non-Participating	0	0	0
784	Institutional Structure	Non-Participating	0	0	0
785	Institutional Structure	Non-Participating	0	0	0
786	Commercial Structure	Non-Participating	0	0	0
787	Institutional Structure	Non-Participating	0	0	0
788	Institutional Structure	Non-Participating	0	0	0
789	Institutional Structure	Non-Participating	0	0	0
790	Institutional Structure	Non-Participating	0	0	0
791	Institutional Structure	Non-Participating	0	0	0
792	Institutional Structure	Non-Participating	0	1	1
793	Institutional Structure	Non-Participating	0	1	1
794	Institutional Structure	Non-Participating	0	1	1
795	Institutional Structure	Non-Participating	0	0	0
796	Institutional Structure	Non-Participating	0	0	0
797	Institutional Structure	Non-Participating	0	6	6
798	Institutional Structure	Non-Participating	0	7	7
799	Institutional Structure	Non-Participating	0	0	0
800	Institutional Structure	Non-Participating	0	6	6
801	Commercial Structure	Non-Participating	0	0	0
802	Commercial Structure	Non-Participating	0	0	0
803	Commercial Structure	Non-Participating	0	0	0
804	Commercial Structure	Non-Participating	0	0	0
805	Commercial Structure	Non-Participating	0	0	0
806	Commercial Structure	Non-Participating	0	0	0
807	Commercial Structure	Non-Participating	0	0	0
808	Commercial Structure	Non-Participating	0	0	0
809	Commercial Structure	Non-Participating	0	0	0
810	Commercial Structure	Non-Participating	0	0	0
811	Commercial Structure	Non-Participating	0	0	0
812	Commercial Structure	Non-Participating	0	0	0
813	Commercial Structure	Non-Participating	0	0	0
814	Commercial Structure	Non-Participating	0	0	0
815	Commercial Structure	Non-Participating	0	0	0
816	Commercial Structure	Non-Participating	0	0	0
817	Commercial Structure	Non-Participating	0	0	0
818	Commercial Structure	Non-Participating	0	0	0
819	Commercial Structure	Non-Participating	0	0	0
820	Commercial Structure	Non-Participating	0	0	0
821	Commercial Structure	Non-Participating	0	0	0
822	Commercial Structure	Non-Participating	0	0	0
823	Commercial Structure	Non-Participating	0	0	0
824	Commercial Structure	Non-Participating	0	0	0
825	Commercial Structure	Non-Participating	0	0	0
826	Commercial Structure	Non-Participating	0	0	0
827	Commercial Structure	Non-Participating	0	0	0
828	Commercial Structure	Non-Participating	0	0	0
829	Commercial Structure	Non-Participating	0	0	0
830	Commercial Structure	Non-Participating	0	0	0
831	Commercial Structure	Non-Participating	0	0	0
832	Commercial Structure	Non-Participating	0	0	0

Table 7-10.3: Cumulative Construction Sound Level Modeling Results (Area 3) (Leq (1-sec)) at Discrete Points [dBA]

Receptor ID	Receptor Type	Participation Status	HDD Commissioning	HDD Drilling	Worst-Case Total
833	Commercial Structure	Non-Participating	0	0	0
834	Commercial Structure	Non-Participating	0	0	0
835	Commercial Structure	Non-Participating	0	0	0
836	Commercial Structure	Non-Participating	0	0	0
837	Commercial Structure	Non-Participating	0	0	0
838	Commercial Structure	Non-Participating	0	0	0
839	Commercial Structure	Non-Participating	0	0	0
840	Commercial Structure	Non-Participating	0	0	0
841	Commercial Structure	Non-Participating	0	0	0
842	Commercial Structure	Non-Participating	0	0	0
843	Commercial Structure	Non-Participating	0	2	2
844	Commercial Structure	Non-Participating	0	2	2
845	Commercial Structure	Non-Participating	0	0	0
846	Commercial Structure	Non-Participating	0	0	0
847	Commercial Structure	Non-Participating	0	0	0
848	Commercial Structure	Non-Participating	0	0	0
849	Commercial Structure	Non-Participating	0	0	0
850	Commercial Structure	Non-Participating	0	1	1
851	Commercial Structure	Non-Participating	0	2	2
852	Commercial Structure	Non-Participating	0	4	4
853	Commercial Structure	Non-Participating	0	0	0
854	Commercial Structure	Non-Participating	0	0	0
855	Commercial Structure	Non-Participating	0	0	0
856	Commercial Structure	Non-Participating	0	0	0
857	Commercial Structure	Non-Participating	0	0	0
858	Commercial Structure	Non-Participating	0	0	0
859	Commercial Structure	Non-Participating	0	0	0
860	Commercial Structure	Non-Participating	0	0	0
861	Commercial Structure	Non-Participating	0	0	0
862	Commercial Structure	Non-Participating	0	0	0
863	Commercial Structure	Participating	0	0	0
864	Commercial Structure	Participating	0	0	0
865	Commercial Structure	Participating	0	0	0
866	Commercial Structure	Participating	0	1	1
867	Commercial Structure	Non-Participating	0	0	0
868	Commercial Structure	Non-Participating	0	0	0
869	Commercial Structure	Non-Participating	0	0	0
870	Commercial Structure	Non-Participating	0	0	0
871	Commercial Structure	Non-Participating	0	0	0
872	Commercial Structure	Non-Participating	0	0	0
873	Commercial Structure	Non-Participating	0	0	0
874	Commercial Structure	Non-Participating	0	0	0
875	Commercial Structure	Non-Participating	0	0	0
876	Commercial Structure	Non-Participating	0	0	0
877	Commercial Structure	Non-Participating	0	0	0
878	Year-Round Residence	Non-Participating	0	5	5
879	Commercial Structure	Non-Participating	0	5	5
880	Commercial Structure	Non-Participating	0	5	5
881	Commercial Structure	Non-Participating	0	7	7
882	Commercial Structure	Non-Participating	0	7	7
883	Commercial Structure	Non-Participating	0	7	7
884	Commercial Structure	Non-Participating	0	7	7
885	Commercial Structure	Non-Participating	0	8	8
886	Commercial Structure	Non-Participating	0	9	9
887	Commercial Structure	Non-Participating	0	9	9
888	Commercial Structure	Non-Participating	0	9	9
889	Commercial Structure	Non-Participating	0	9	9
890	Commercial Structure	Non-Participating	0	9	9
891	Commercial Structure	Participating	0	5	5
892	Commercial Structure	Participating	0	5	5
893	Commercial Structure	Participating	0	5	5
894	Commercial Structure	Participating	0	5	5
895	Commercial Structure	Non-Participating	0	14	14
896	Commercial Structure	Non-Participating	0	13	13

Table 7-10.3: Cumulative Construction Sound Level Modeling Results (Area 3) (Leq (1-sec)) at Discrete Points [dBA]

Receptor ID	Receptor Type	Participation Status	HDD Commissioning	HDD Drilling	Worst-Case Total
897	Public Structure	Non-Participating	0	0	0
898	Unknown Structure	Non-Participating	0	0	0
899	Public Structure	Non-Participating	0	0	0
900	Public Structure	Non-Participating	0	0	0
901	Public Structure	Non-Participating	0	0	0
902	Public Structure	Non-Participating	0	1	1
903	Public Structure	Non-Participating	0	0	0
904	Public Structure	Non-Participating	0	2	2
905	Public Structure	Non-Participating	0	0	0
906	Public Structure	Non-Participating	0	0	0
907	Public Structure	Non-Participating	0	0	0
908	Commercial Structure	Non-Participating	0	0	0
909	Commercial Structure	Non-Participating	0	0	0
910	Public Structure	Non-Participating	0	2	2
911	Other Structure	Non-Participating	0	0	0
912	Other Structure	Non-Participating	0	0	0
913	Other Structure	Non-Participating	0	1	1
914	Other Structure	Non-Participating	0	0	0
915	Other Structure	Non-Participating	0	0	0
916	Other Structure	Non-Participating	0	0	0
917	Other Structure	Non-Participating	0	0	0
918	Other Structure	Non-Participating	0	0	0
919	Other Structure	Non-Participating	0	0	0
920	Other Structure	Non-Participating	0	0	0
921	Other Structure	Non-Participating	0	0	0
922	Other Structure	Non-Participating	0	0	0
923	Other Structure	Non-Participating	0	0	0
924	Other Structure	Non-Participating	0	0	0
925	Other Structure	Non-Participating	0	0	0
926	Other Structure	Non-Participating	0	0	0
927	Other Structure	Non-Participating	0	0	0
928	Other Structure	Non-Participating	0	0	0
929	Other Structure	Non-Participating	0	0	0
930	Other Structure	Non-Participating	0	0	0
931	Other Structure	Non-Participating	0	0	0
932	Other Structure	Non-Participating	0	0	0
933	Other Structure	Non-Participating	0	0	0
934	Other Structure	Non-Participating	0	0	0
935	Other Structure	Non-Participating	0	0	0
936	Other Structure	Non-Participating	0	0	0
937	Other Structure	Non-Participating	0	0	0
938	Other Structure	Non-Participating	0	0	0
939	Other Structure	Non-Participating	0	0	0
940	Year-Round Residence	Non-Participating	0	0	0
941	Other Structure	Non-Participating	0	0	0
942	Other Structure	Non-Participating	0	0	0
943	Other Structure	Non-Participating	0	0	0
944	Other Structure	Non-Participating	0	0	0
945	Other Structure	Non-Participating	0	0	0
946	Other Structure	Non-Participating	0	0	0
947	Other Structure	Non-Participating	0	0	0
948	Other Structure	Non-Participating	0	0	0
949	Other Structure	Non-Participating	0	0	0
950	Other Structure	Non-Participating	0	0	0
951	Other Structure	Non-Participating	0	0	0
952	Other Structure	Non-Participating	0	0	0
953	Other Structure	Non-Participating	0	0	0
954	Other Structure	Non-Participating	0	0	0
955	Other Structure	Non-Participating	0	0	0
956	Other Structure	Non-Participating	0	0	0
957	Other Structure	Non-Participating	0	0	0
958	Other Structure	Non-Participating	0	0	0
959	Other Structure	Non-Participating	0	0	0
960	Other Structure	Non-Participating	0	0	0

Table 7-10.3: Cumulative Construction Sound Level Modeling Results (Area 3) (Leq (1-sec)) at Discrete Points [dBA]

Receptor ID	Receptor Type	Participation Status	HDD Commissioning	HDD Drilling	Worst-Case Total
961	Other Structure	Non-Participating	0	0	0
962	Other Structure	Non-Participating	0	0	0
963	Commercial Structure	Non-Participating	0	1	1
964	Commercial Structure	Non-Participating	0	1	1
965	Other Structure	Non-Participating	0	0	0
966	Other Structure	Non-Participating	0	0	0
967	Other Structure	Non-Participating	0	0	0
968	Other Structure	Non-Participating	0	0	0
969	Institutional Structure	Non-Participating	0	1	1
970	Other Structure	Non-Participating	0	0	0
971	Other Structure	Non-Participating	0	0	0
972	Other Structure	Non-Participating	0	0	0
973	Other Structure	Non-Participating	0	0	0
974	Other Structure	Non-Participating	0	0	0
975	Other Structure	Non-Participating	0	0	0
976	Other Structure	Non-Participating	0	0	0
977	Other Structure	Non-Participating	0	0	0
978	Other Structure	Non-Participating	0	0	0
979	Other Structure	Non-Participating	0	0	0
980	Other Structure	Non-Participating	0	0	0
981	Other Structure	Non-Participating	0	0	0
982	Other Structure	Non-Participating	0	0	0
983	Other Structure	Non-Participating	0	0	0
984	Other Structure	Non-Participating	0	0	0
985	Other Structure	Non-Participating	0	0	0
986	Other Structure	Non-Participating	0	0	0
987	Other Structure	Non-Participating	0	0	0
988	Other Structure	Non-Participating	0	0	0
989	Other Structure	Non-Participating	0	0	0
990	Other Structure	Non-Participating	0	0	0
991	Other Structure	Non-Participating	0	0	0
992	Other Structure	Non-Participating	0	0	0
993	Other Structure	Non-Participating	0	3	3
994	Other Structure	Non-Participating	0	0	0
995	Other Structure	Non-Participating	0	4	4
996	Other Structure	Non-Participating	0	4	4
997	Other Structure	Non-Participating	0	3	3
998	Year-Round Residence	Non-Participating	0	3	3
999	Other Structure	Non-Participating	0	3	3
1000	Other Structure	Non-Participating	0	3	3
1001	Other Structure	Non-Participating	0	3	3
1002	Other Structure	Non-Participating	0	0	0
1003	Year-Round Residence	Non-Participating	0	1	1
1004	Other Structure	Non-Participating	0	3	3
1005	Other Structure	Non-Participating	0	1	1
1006	Other Structure	Non-Participating	0	2	2
1007	Other Structure	Non-Participating	0	0	0
1008	Other Structure	Non-Participating	0	4	4
1009	Other Structure	Non-Participating	0	6	6
1010	Other Structure	Non-Participating	0	1	1
1011	Other Structure	Non-Participating	0	7	7
1012	Other Structure	Non-Participating	0	6	6
1013	Other Structure	Non-Participating	0	7	7
1014	Other Structure	Non-Participating	0	7	7
1015	Other Structure	Non-Participating	0	7	7
1016	Other Structure	Non-Participating	0	7	7
1017	Year-Round Residence	Participating	0	9	9
1018	Other Structure	Non-Participating	0	10	10
1019	Other Structure	Non-Participating	0	11	11
1020	Other Structure	Non-Participating	0	0	0
1021	Other Structure	Non-Participating	0	0	0
1022	Other Structure	Non-Participating	0	0	0
1023	Other Structure	Non-Participating	0	0	0
1024	Other Structure	Non-Participating	0	0	0

Table 7-10.3: Cumulative Construction Sound Level Modeling Results (Area 3) (Leq (1-sec)) at Discrete Points [dBA]

Receptor ID	Receptor Type	Participation Status	HDD Commissioning	HDD Drilling	Worst-Case Total
1025	Year-Round Residence	Non-Participating	0	0	0
1026	Other Structure	Non-Participating	0	0	0
1027	Other Structure	Non-Participating	0	0	0
1028	Other Structure	Non-Participating	0	0	0
1029	Other Structure	Non-Participating	0	0	0
1030	Other Structure	Non-Participating	0	0	0
1031	Other Structure	Non-Participating	0	0	0
1032	Other Structure	Non-Participating	0	0	0
1033	Other Structure	Non-Participating	0	0	0
1034	Other Structure	Non-Participating	0	0	0
1035	Other Structure	Non-Participating	0	0	0
1036	Other Structure	Non-Participating	0	0	0
1037	Other Structure	Non-Participating	0	0	0
1038	Other Structure	Non-Participating	0	0	0
1039	Other Structure	Non-Participating	0	0	0
1040	Other Structure	Non-Participating	0	0	0
1041	Other Structure	Non-Participating	0	0	0
1042	Other Structure	Non-Participating	0	0	0
1043	Other Structure	Non-Participating	0	0	0
1044	Other Structure	Non-Participating	0	0	0
1045	Other Structure	Non-Participating	0	0	0
1046	Other Structure	Non-Participating	0	0	0
1047	Other Structure	Non-Participating	0	0	0
1048	Other Structure	Non-Participating	0	0	0
1049	Commercial Structure	Non-Participating	0	0	0
1050	Other Structure	Non-Participating	0	0	0
1051	Other Structure	Non-Participating	0	0	0
1052	Other Structure	Non-Participating	0	0	0
1053	Other Structure	Participating	0	0	0
1054	Other Structure	Participating	0	0	0
1055	Other Structure	Participating	0	1	1
1056	Other Structure	Participating	0	1	1
1057	Other Structure	Participating	0	1	1
1058	Other Structure	Non-Participating	0	2	2
1059	Commercial Structure	Non-Participating	0	2	2
1060	Commercial Structure	Non-Participating	0	2	2
1061	Commercial Structure	Non-Participating	0	2	2
1062	Other Structure	Non-Participating	0	0	0
1063	Other Structure	Non-Participating	0	0	0
1064	Other Structure	Non-Participating	0	0	0
1065	Other Structure	Non-Participating	0	0	0
1066	Other Structure	Non-Participating	0	2	2
1067	Other Structure	Non-Participating	0	2	2
1068	Other Structure	Non-Participating	0	3	3
1069	Other Structure	Non-Participating	0	3	3
1070	Other Structure	Non-Participating	0	2	2
1071	Other Structure	Non-Participating	0	3	3
1072	Other Structure	Non-Participating	0	2	2
1073	Other Structure	Non-Participating	0	0	0
1074	Other Structure	Non-Participating	0	0	0
1075	Other Structure	Non-Participating	0	0	0
1076	Other Structure	Non-Participating	0	0	0
1077	Other Structure	Non-Participating	0	0	0
1078	Other Structure	Non-Participating	0	0	0
1079	Other Structure	Non-Participating	0	0	0
1080	Other Structure	Non-Participating	0	0	0
1081	Other Structure	Non-Participating	0	0	0
1082	Other Structure	Non-Participating	0	0	0
1083	Unknown Structure	Non-Participating	0	0	0
1084	Other Structure	Non-Participating	0	0	0
1085	Other Structure	Non-Participating	0	0	0
1086	Other Structure	Non-Participating	0	0	0
1087	Other Structure	Non-Participating	0	1	1
1088	Other Structure	Non-Participating	0	3	3

Table 7-10.3: Cumulative Construction Sound Level Modeling Results (Area 3) (Leq (1-sec)) at Discrete Points [dBA]

Receptor ID	Receptor Type	Participation Status	HDD Commissioning	HDD Drilling	Worst-Case Total
1089	Other Structure	Non-Participating	0	0	0
1090	Other Structure	Non-Participating	0	4	4
1091	Commercial Structure	Non-Participating	0	4	4
1092	Commercial Structure	Non-Participating	0	4	4
1093	Other Structure	Non-Participating	0	5	5
1094	Other Structure	Non-Participating	0	6	6
1095	Other Structure	Non-Participating	0	6	6
1096	Other Structure	Non-Participating	0	5	5
1097	Other Structure	Non-Participating	0	6	6
1098	Other Structure	Non-Participating	0	6	6
1099	Other Structure	Non-Participating	0	5	5
1100	Other Structure	Non-Participating	0	5	5
1101	Other Structure	Non-Participating	0	6	6
1102	Other Structure	Non-Participating	0	6	6
1103	Other Structure	Non-Participating	0	6	6
1104	Other Structure	Non-Participating	0	6	6
1105	Other Structure	Non-Participating	0	4	4
1106	Other Structure	Non-Participating	0	2	2
1107	Other Structure	Non-Participating	0	2	2
1108	Other Structure	Non-Participating	0	4	4
1109	Other Structure	Non-Participating	0	5	5
1110	Other Structure	Non-Participating	0	5	5
1111	Other Structure	Non-Participating	0	5	5
1112	Other Structure	Non-Participating	0	5	5
1113	Other Structure	Non-Participating	0	6	6
1114	Other Structure	Non-Participating	0	7	7
1115	Other Structure	Non-Participating	0	7	7
1116	Other Structure	Non-Participating	0	7	7
1117	Other Structure	Non-Participating	0	8	8
1118	Other Structure	Non-Participating	0	11	11
1119	Other Structure	Non-Participating	0	11	11
1120	Other Structure	Non-Participating	0	10	10
1121	Other Structure	Non-Participating	0	10	10
1122	Year-Round Residence	Non-Participating	0	8	8
1123	Other Structure	Non-Participating	0	6	6
1124	Other Structure	Non-Participating	0	12	12
1125	Other Structure	Non-Participating	0	12	12
1126	Other Structure	Non-Participating	0	10	10
1127	Other Structure	Non-Participating	0	10	10
1128	Other Structure	Non-Participating	0	10	10
1129	Year-Round Residence	Non-Participating	0	3	3
1130	Other Structure	Non-Participating	0	4	4
1131	Other Structure	Non-Participating	0	14	14
1132	Other Structure	Non-Participating	0	9	9
1133	Other Structure	Non-Participating	0	13	13
1134	Other Structure	Non-Participating	0	7	7
1135	Other Structure	Non-Participating	0	4	4
1136	Other Structure	Non-Participating	0	4	4
1137	Other Structure	Non-Participating	0	7	7
1138	Other Structure	Non-Participating	0	7	7
1139	Other Structure	Participating	0	12	12
1140	Other Structure	Participating	0	12	12
1141	Other Structure	Participating	0	12	12
1142	Other Structure	Non-Participating	0	6	6
1143	Other Structure	Non-Participating	0	0	0
1144	Year-Round Residence	Non-Participating	0	2	2
1145	Year-Round Residence	Non-Participating	0	2	2
1146	Unknown Structure	Non-Participating	0	0	0
1147	Year-Round Residence	Non-Participating	0	0	0
1148	Year-Round Residence	Non-Participating	0	0	0
1149	Other Structure	Non-Participating	0	0	0
1150	Commercial Structure	Non-Participating	0	0	0
1151	Other Structure	Non-Participating	0	0	0
1152	Year-Round Residence	Non-Participating	0	0	0

Table 7-10.3: Cumulative Construction Sound Level Modeling Results (Area 3) (Leq (1-sec)) at Discrete Points [dBA]

Receptor ID	Receptor Type	Participation Status	HDD Commissioning	HDD Drilling	Worst-Case Total
1153	Unknown Structure	Non-Participating	0	1	1
1154	Other Structure	Non-Participating	0	5	5
1155	Other Structure	Non-Participating	0	7	7
1156	Seasonal Residence	Non-Participating	0	8	8
1157	Year-Round Residence	Participating	0	10	10
1158	Other Structure	Non-Participating	0	0	0
1159	Other Structure	Non-Participating	0	5	5
1160	Other Structure	Non-Participating	0	12	12
1161	Other Structure	Participating	0	11	11
1162	Other Structure	Non-Participating	0	11	11
1163	Year-Round Residence	Non-Participating	0	9	9
1164	Year-Round Residence	Non-Participating	0	9	9
1165	Public Structure	Non-Participating	0	5	5
1166	Year-Round Residence	Non-Participating	0	5	5
1167	Year-Round Residence	Non-Participating	0	3	3
1168	Year-Round Residence	Non-Participating	0	3	3
1169	Year-Round Residence	Non-Participating	0	3	3
1170	Uninhabitable Residence	Non-Participating	0	0	0
1171	Year-Round Residence	Non-Participating	0	0	0
1172	Other Structure	Non-Participating	0	0	0
1173	Year-Round Residence	Non-Participating	0	1	1
1174	Year-Round Residence	Non-Participating	0	0	0
1175	Public Structure	Non-Participating	0	0	0
1176	Year-Round Residence	Non-Participating	0	0	0
1177	Year-Round Residence	Non-Participating	0	0	0
1178	Year-Round Residence	Non-Participating	0	1	1
1179	Year-Round Residence	Non-Participating	0	0	0
1180	Other Structure	Non-Participating	0	7	7
1181	Other Structure	Non-Participating	0	0	0
1182	Other Structure	Non-Participating	0	0	0
1183	Year-Round Residence	Non-Participating	0	0	0
1184	Commercial Structure	Non-Participating	0	18	18
1185	Commercial Structure	Non-Participating	0	18	18
1186	Commercial Structure	Non-Participating	0	20	20
1187	Commercial Structure	Non-Participating	0	20	20
1188	Commercial Structure	Non-Participating	0	17	17
1189	Commercial Structure	Non-Participating	0	17	17
1190	Commercial Structure	Non-Participating	0	19	19
1191	Commercial Structure	Non-Participating	0	19	19
1192	Commercial Structure	Non-Participating	0	16	16
1193	Commercial Structure	Non-Participating	0	17	17
1194	Commercial Structure	Non-Participating	0	16	16
1195	Commercial Structure	Non-Participating	0	14	14
1196	Commercial Structure	Non-Participating	0	14	14
1197	Commercial Structure	Non-Participating	0	13	13
1198	Commercial Structure	Non-Participating	0	15	15
1199	Commercial Structure	Non-Participating	0	16	16
1200	Commercial Structure	Non-Participating	0	17	17
1201	Commercial Structure	Non-Participating	0	17	17
1202	Commercial Structure	Non-Participating	0	17	17
1203	Commercial Structure	Non-Participating	0	18	18
1204	Other Structure	Non-Participating	0	18	18
1205	Commercial Structure	Non-Participating	0	19	19
1206	Commercial Structure	Non-Participating	0	12	12
1207	Commercial Structure	Non-Participating	0	5	5
1208	Commercial Structure	Non-Participating	0	12	12
1209	Commercial Structure	Non-Participating	0	12	12
1210	Commercial Structure	Non-Participating	0	13	13
1211	Commercial Structure	Non-Participating	0	13	13
1212	Commercial Structure	Non-Participating	0	12	12
1213	Commercial Structure	Non-Participating	0	16	16
1214	Commercial Structure	Non-Participating	0	16	16
1215	Commercial Structure	Non-Participating	0	16	16
1216	Commercial Structure	Non-Participating	0	20	20

Table 7-10.3: Cumulative Construction Sound Level Modeling Results (Area 3) (Leq (1-sec)) at Discrete Points [dBA]

Receptor ID	Receptor Type	Participation Status	HDD Commissioning	HDD Drilling	Worst-Case Total
1217	Commercial Structure	Non-Participating	0	21	21
1218	Commercial Structure	Non-Participating	0	20	20
1219	Commercial Structure	Non-Participating	0	20	20
1220	Commercial Structure	Non-Participating	0	22	22
1221	Commercial Structure	Non-Participating	0	22	22
1222	Commercial Structure	Non-Participating	0	24	24
1223	Commercial Structure	Non-Participating	0	25	25
1224	Year-Round Residence	Non-Participating	3	32	32
1225	Commercial Structure	Non-Participating	0	24	24
1226	Commercial Structure	Non-Participating	0	24	24
1227	Commercial Structure	Non-Participating	0	23	23
1228	Commercial Structure	Non-Participating	0	23	23
1229	Commercial Structure	Non-Participating	0	22	22
1230	Commercial Structure	Non-Participating	0	22	22
1231	Commercial Structure	Non-Participating	0	24	24
1232	Commercial Structure	Non-Participating	0	23	23
1233	Commercial Structure	Non-Participating	0	24	24
1234	Commercial Structure	Non-Participating	0	24	24
1235	Commercial Structure	Non-Participating	0	27	27
1236	Commercial Structure	Non-Participating	0	27	27
1237	Commercial Structure	Non-Participating	0	27	27
1238	Commercial Structure	Non-Participating	0	27	27
1239	Commercial Structure	Non-Participating	0	17	17
1240	Commercial Structure	Non-Participating	0	19	19
1241	Commercial Structure	Non-Participating	0	19	19
1242	Commercial Structure	Non-Participating	0	19	19
1243	Commercial Structure	Non-Participating	0	19	19
1244	Commercial Structure	Non-Participating	0	19	19
1245	Commercial Structure	Non-Participating	0	20	20
1246	Commercial Structure	Non-Participating	0	19	19
1247	Commercial Structure	Non-Participating	0	20	20
1248	Commercial Structure	Non-Participating	0	20	20
1249	Commercial Structure	Non-Participating	0	20	20
1250	Commercial Structure	Non-Participating	0	17	17
1251	Commercial Structure	Non-Participating	0	16	16
1252	Commercial Structure	Non-Participating	0	19	19
1253	Commercial Structure	Non-Participating	0	16	16
1254	Commercial Structure	Non-Participating	0	16	16
1255	Commercial Structure	Participating	9	36	36
1256	Commercial Structure	Participating	9	35	35
1257	Commercial Structure	Non-Participating	8	36	36
1258	Commercial Structure	Non-Participating	0	20	20
1259	Commercial Structure	Non-Participating	0	15	15
1260	Commercial Structure	Non-Participating	2	30	30
1261	Commercial Structure	Non-Participating	6	35	35
1262	Commercial Structure	Non-Participating	0	17	17
1263	Commercial Structure	Non-Participating	0	11	11
1264	Commercial Structure	Non-Participating	0	15	15
1265	Commercial Structure	Non-Participating	0	18	18
1266	Commercial Structure	Non-Participating	0	12	12
1267	Commercial Structure	Non-Participating	0	11	11
1268	Commercial Structure	Non-Participating	0	8	8
1269	Commercial Structure	Non-Participating	0	12	12
1270	Commercial Structure	Non-Participating	0	5	5
1271	Commercial Structure	Non-Participating	0	4	4
1272	Commercial Structure	Non-Participating	0	7	7
1273	Commercial Structure	Non-Participating	0	18	18
1274	Commercial Structure	Non-Participating	0	18	18
1275	Year-Round Residence	Non-Participating	0	18	18
1276	Commercial Structure	Participating	0	13	13
1277	Commercial Structure	Participating	0	13	13
1278	Commercial Structure	Participating	0	20	20
1279	Commercial Structure	Non-Participating	0	21	21
1280	Commercial Structure	Non-Participating	0	15	15

Table 7-10.3: Cumulative Construction Sound Level Modeling Results (Area 3) (Leq (1-sec)) at Discrete Points [dBA]

Receptor ID	Receptor Type	Participation Status	HDD Commissioning	HDD Drilling	Worst-Case Total
1281	Commercial Structure	Non-Participating	0	14	14
1282	Commercial Structure	Non-Participating	0	11	11
1283	Commercial Structure	Participating	0	18	18
1284	Commercial Structure	Non-Participating	0	20	20
1285	Commercial Structure	Non-Participating	0	18	18
1286	Other Structure	Non-Participating	0	10	10
1287	Commercial Structure	Non-Participating	0	5	5
1288	Commercial Structure	Non-Participating	0	5	5
1289	Institutional Structure	Non-Participating	0	21	21
1290	Institutional Structure	Non-Participating	0	21	21
1291	Institutional Structure	Non-Participating	0	21	21
1292	Institutional Structure	Non-Participating	0	13	13
1293	Institutional Structure	Non-Participating	0	11	11
1294	Institutional Structure	Non-Participating	0	12	12
1295	Institutional Structure	Non-Participating	0	12	12
1296	Institutional Structure	Non-Participating	0	12	12
1297	Institutional Structure	Non-Participating	0	12	12
1298	Institutional Structure	Non-Participating	0	12	12
1299	Institutional Structure	Non-Participating	0	12	12
1300	Institutional Structure	Non-Participating	0	12	12
1301	Institutional Structure	Non-Participating	0	12	12
1302	Other Structure	Non-Participating	0	16	16
1303	Other Structure	Non-Participating	0	16	16
1304	Other Structure	Non-Participating	0	22	22
1305	Other Structure	Non-Participating	0	20	20
1306	Other Structure	Non-Participating	0	18	18
1307	Other Structure	Non-Participating	0	19	19
1308	Other Structure	Non-Participating	0	16	16
1309	Other Structure	Non-Participating	0	18	18
1310	Other Structure	Non-Participating	0	8	8
1311	Other Structure	Non-Participating	0	14	14
1312	Other Structure	Non-Participating	0	12	12
1313	Other Structure	Non-Participating	0	12	12
1314	Other Structure	Non-Participating	0	13	13
1315	Other Structure	Non-Participating	0	12	12
1316	Other Structure	Non-Participating	0	6	6
1317	Other Structure	Non-Participating	0	14	14
1318	Other Structure	Non-Participating	0	15	15
1319	Other Structure	Non-Participating	0	16	16
1320	Other Structure	Non-Participating	0	10	10
1321	Other Structure	Non-Participating	0	13	13
1322	Other Structure	Non-Participating	0	17	17
1323	Other Structure	Non-Participating	0	22	22
1324	Other Structure	Non-Participating	0	24	24
1325	Other Structure	Non-Participating	0	22	22
1326	Other Structure	Non-Participating	0	23	23
1327	Other Structure	Non-Participating	0	28	28
1328	Other Structure	Non-Participating	1	30	30
1329	Other Structure	Non-Participating	0	23	23
1330	Other Structure	Non-Participating	0	23	23
1331	Other Structure	Non-Participating	0	23	23
1332	Other Structure	Non-Participating	0	23	23
1333	Other Structure	Non-Participating	0	28	28
1334	Other Structure	Non-Participating	0	19	19
1335	Other Structure	Non-Participating	0	20	20
1336	Other Structure	Non-Participating	0	20	20
1337	Other Structure	Non-Participating	0	19	19
1338	Other Structure	Non-Participating	0	17	17
1339	Other Structure	Non-Participating	0	19	19
1340	Other Structure	Non-Participating	0	18	18
1341	Other Structure	Non-Participating	0	18	18
1342	Other Structure	Non-Participating	0	18	18
1343	Other Structure	Non-Participating	0	20	20
1344	Other Structure	Non-Participating	0	19	19

Table 7-10.3: Cumulative Construction Sound Level Modeling Results (Area 3) (Leq (1-sec)) at Discrete Points [dBA]

Receptor ID	Receptor Type	Participation Status	HDD Commissioning	HDD Drilling	Worst-Case Total
1345	Other Structure	Non-Participating	0	21	21
1346	Other Structure	Non-Participating	0	19	19
1347	Other Structure	Non-Participating	0	19	19
1348	Other Structure	Non-Participating	5	33	33
1349	Other Structure	Non-Participating	5	33	33
1350	Other Structure	Non-Participating	5	33	33
1351	Other Structure	Non-Participating	10	39	39
1352	Other Structure	Non-Participating	26	55	55
1353	Uninhabitable Residence	Non-Participating	25	53	53
1354	Other Structure	Non-Participating	12	41	41
1355	Other Structure	Non-Participating	9	37	37
1356	Other Structure	Non-Participating	4	32	32
1357	Other Structure	Non-Participating	3	31	31
1358	Other Structure	Non-Participating	0	16	16
1359	Other Structure	Non-Participating	0	18	18
1360	Other Structure	Non-Participating	0	18	18
1361	Other Structure	Non-Participating	0	8	8
1362	Other Structure	Non-Participating	0	11	11
1363	Other Structure	Non-Participating	0	19	19
1364	Other Structure	Non-Participating	24	52	52
1365	Year-Round Residence	Non-Participating	0	12	12
1366	Other Structure	Non-Participating	0	16	16
1367	Other Structure	Non-Participating	0	11	11
1368	Other Structure	Non-Participating	0	14	14
1369	Other Structure	Non-Participating	0	16	16
1370	Other Structure	Non-Participating	0	17	17
1371	Other Structure	Non-Participating	0	16	16
1372	Other Structure	Non-Participating	0	13	13
1373	Other Structure	Non-Participating	0	13	13
1374	Other Structure	Non-Participating	0	12	12
1375	Other Structure	Non-Participating	0	12	12
1376	Other Structure	Non-Participating	0	12	12
1377	Other Structure	Non-Participating	0	11	11
1378	Other Structure	Non-Participating	0	12	12
1379	Other Structure	Non-Participating	0	8	8
1380	Other Structure	Non-Participating	0	11	11
1381	Other Structure	Non-Participating	0	10	10
1382	Other Structure	Non-Participating	0	12	12
1383	Other Structure	Non-Participating	0	9	9
1384	Other Structure	Non-Participating	0	14	14
1385	Other Structure	Non-Participating	0	13	13
1386	Other Structure	Non-Participating	0	12	12
1387	Other Structure	Non-Participating	0	15	15
1388	Other Structure	Non-Participating	0	19	19
1389	Other Structure	Non-Participating	0	18	18
1390	Other Structure	Non-Participating	0	17	17
1391	Other Structure	Participating	0	19	19
1392	Other Structure	Participating	0	19	19
1393	Other Structure	Non-Participating	0	21	21
1394	Other Structure	Non-Participating	0	22	22
1395	Other Structure	Non-Participating	0	16	16
1396	Other Structure	Non-Participating	0	18	18
1397	Other Structure	Participating	0	6	6
1398	Other Structure	Non-Participating	0	23	23
1399	Other Structure	Non-Participating	0	18	18
1400	Other Structure	Non-Participating	0	18	18
1401	Other Structure	Non-Participating	0	19	19
1402	Other Structure	Non-Participating	0	18	18
1403	Other Structure	Non-Participating	0	17	17
1404	Other Structure	Non-Participating	0	14	14
1405	Other Structure	Non-Participating	0	11	11
1406	Year-Round Residence	Non-Participating	0	13	13
1407	Other Structure	Non-Participating	0	12	12
1408	Other Structure	Non-Participating	0	10	10

Table 7-10.3: Cumulative Construction Sound Level Modeling Results (Area 3) (Leq (1-sec)) at Discrete Points [dBA]

Receptor ID	Receptor Type	Participation Status	HDD Commissioning	HDD Drilling	Worst-Case Total
1409	Year-Round Residence	Non-Participating	0	2	2
1410	Public Structure	Non-Participating	0	21	21
1411	Public Structure	Non-Participating	0	12	12
1412	Public Structure	Non-Participating	0	20	20
1413	Public Structure	Non-Participating	7	35	35
1414	Public Structure	Non-Participating	0	13	13
1415	Public Structure	Non-Participating	0	12	12
1416	Public Structure	Non-Participating	0	13	13
1417	Public Structure	Non-Participating	0	17	17
1418	Public Structure	Non-Participating	0	4	4
1419	Seasonal Residence	Non-Participating	0	17	17
1420	Other Structure	Non-Participating	0	19	19
1421	Seasonal Residence	Non-Participating	0	17	17
1422	Seasonal Residence	Non-Participating	0	16	16
1423	Seasonal Residence	Non-Participating	0	27	27
1424	Other Structure	Non-Participating	2	30	30
1425	Seasonal Residence	Non-Participating	0	18	18
1426	Seasonal Residence	Non-Participating	4	33	33
1427	Seasonal Residence	Non-Participating	0	27	27
1428	Seasonal Residence	Non-Participating	1	29	29
1429	Uninhabitable Residence	Participating	20	48	48
1430	Seasonal Residence	Non-Participating	0	15	15
1432	Seasonal Residence	Non-Participating	1	29	29
1433	Seasonal Residence	Non-Participating	0	16	16
1434	Seasonal Residence	Non-Participating	0	11	11
1435	Uninhabitable Residence	Non-Participating	0	13	13
1436	Uninhabitable Residence	Non-Participating	0	12	12
1437	Uninhabitable Residence	Non-Participating	0	16	16
1438	Year-Round Residence	Non-Participating	0	10	10
1439	Year-Round Residence	Non-Participating	0	16	16
1440	Year-Round Residence	Non-Participating	0	17	17
1441	Year-Round Residence	Non-Participating	0	17	17
1442	Year-Round Residence	Non-Participating	0	17	17
1443	Year-Round Residence	Non-Participating	0	17	17
1444	Year-Round Residence	Non-Participating	0	18	18
1445	Year-Round Residence	Non-Participating	0	18	18
1446	Year-Round Residence	Non-Participating	0	17	17
1447	Year-Round Residence	Non-Participating	0	17	17
1448	Year-Round Residence	Non-Participating	0	17	17
1449	Year-Round Residence	Non-Participating	0	17	17
1450	Year-Round Residence	Non-Participating	0	17	17
1451	Year-Round Residence	Non-Participating	0	17	17
1452	Year-Round Residence	Non-Participating	0	17	17
1453	Year-Round Residence	Non-Participating	0	16	16
1454	Year-Round Residence	Non-Participating	0	17	17
1455	Year-Round Residence	Non-Participating	0	17	17
1456	Year-Round Residence	Non-Participating	0	17	17
1457	Year-Round Residence	Non-Participating	0	17	17
1458	Year-Round Residence	Non-Participating	0	17	17
1459	Year-Round Residence	Non-Participating	0	17	17
1460	Year-Round Residence	Non-Participating	0	18	18
1461	Year-Round Residence	Non-Participating	0	17	17
1462	Year-Round Residence	Non-Participating	0	17	17
1463	Year-Round Residence	Non-Participating	0	17	17
1464	Year-Round Residence	Non-Participating	0	17	17
1465	Year-Round Residence	Non-Participating	0	17	17
1466	Year-Round Residence	Non-Participating	0	17	17
1467	Year-Round Residence	Non-Participating	0	18	18
1468	Year-Round Residence	Non-Participating	0	18	18
1469	Year-Round Residence	Non-Participating	0	19	19
1470	Year-Round Residence	Non-Participating	0	20	20
1471	Year-Round Residence	Non-Participating	0	20	20
1472	Year-Round Residence	Non-Participating	0	20	20
1473	Year-Round Residence	Non-Participating	0	19	19

Table 7-10.3: Cumulative Construction Sound Level Modeling Results (Area 3) (Leq (1-sec)) at Discrete Points [dBA]

Receptor ID	Receptor Type	Participation Status	HDD Commissioning	HDD Drilling	Worst-Case Total
1474	Year-Round Residence	Non-Participating	0	19	19
1475	Year-Round Residence	Non-Participating	0	19	19
1476	Year-Round Residence	Non-Participating	0	20	20
1477	Year-Round Residence	Non-Participating	0	19	19
1478	Year-Round Residence	Non-Participating	0	19	19
1479	Year-Round Residence	Non-Participating	0	20	20
1480	Year-Round Residence	Non-Participating	0	20	20
1481	Year-Round Residence	Non-Participating	0	20	20
1482	Year-Round Residence	Non-Participating	0	20	20
1483	Year-Round Residence	Non-Participating	0	22	22
1484	Year-Round Residence	Non-Participating	0	22	22
1485	Year-Round Residence	Non-Participating	0	22	22
1486	Year-Round Residence	Non-Participating	0	21	21
1487	Year-Round Residence	Non-Participating	0	21	21
1488	Year-Round Residence	Non-Participating	0	20	20
1489	Year-Round Residence	Non-Participating	0	21	21
1490	Year-Round Residence	Non-Participating	0	20	20
1491	Year-Round Residence	Non-Participating	0	20	20
1492	Commercial Structure	Non-Participating	0	20	20
1493	Year-Round Residence	Non-Participating	0	19	19
1494	Year-Round Residence	Non-Participating	0	19	19
1495	Uninhabitable Residence	Non-Participating	0	19	19
1496	Year-Round Residence	Non-Participating	0	18	18
1497	Year-Round Residence	Non-Participating	0	17	17
1498	Year-Round Residence	Non-Participating	0	17	17
1499	Year-Round Residence	Non-Participating	0	16	16
1500	Year-Round Residence	Non-Participating	0	16	16
1501	Year-Round Residence	Non-Participating	0	17	17
1502	Year-Round Residence	Non-Participating	0	18	18
1503	Year-Round Residence	Non-Participating	0	18	18
1504	Year-Round Residence	Non-Participating	0	18	18
1505	Year-Round Residence	Non-Participating	0	18	18
1506	Year-Round Residence	Non-Participating	0	19	19
1507	Year-Round Residence	Non-Participating	0	19	19
1508	Year-Round Residence	Non-Participating	0	19	19
1509	Year-Round Residence	Non-Participating	0	20	20
1510	Public Structure	Non-Participating	0	21	21
1511	Year-Round Residence	Non-Participating	0	21	21
1512	Year-Round Residence	Non-Participating	0	21	21
1513	Year-Round Residence	Non-Participating	0	21	21
1514	Year-Round Residence	Non-Participating	0	21	21
1515	Year-Round Residence	Non-Participating	0	21	21
1516	Year-Round Residence	Non-Participating	0	20	20
1517	Year-Round Residence	Non-Participating	0	20	20
1518	Other Structure	Non-Participating	0	19	19
1519	Year-Round Residence	Non-Participating	0	19	19
1520	Year-Round Residence	Non-Participating	0	19	19
1521	Year-Round Residence	Non-Participating	0	17	17
1522	Year-Round Residence	Non-Participating	0	17	17
1523	Year-Round Residence	Non-Participating	0	17	17
1524	Year-Round Residence	Non-Participating	0	17	17
1525	Year-Round Residence	Non-Participating	0	16	16
1526	Year-Round Residence	Non-Participating	0	16	16
1527	Commercial Structure	Non-Participating	0	16	16
1528	Year-Round Residence	Non-Participating	0	16	16
1529	Year-Round Residence	Non-Participating	0	16	16
1530	Year-Round Residence	Non-Participating	0	16	16
1531	Year-Round Residence	Non-Participating	0	17	17
1532	Year-Round Residence	Non-Participating	0	17	17
1533	Year-Round Residence	Non-Participating	0	17	17
1534	Year-Round Residence	Non-Participating	0	16	16
1535	Year-Round Residence	Non-Participating	0	15	15
1536	Year-Round Residence	Non-Participating	0	18	18
1537	Year-Round Residence	Non-Participating	0	18	18

Table 7-10.3: Cumulative Construction Sound Level Modeling Results (Area 3) (Leq (1-sec)) at Discrete Points [dBA]

Receptor ID	Receptor Type	Participation Status	HDD Commissioning	HDD Drilling	Worst-Case Total
1538	Year-Round Residence	Non-Participating	0	15	15
1539	Year-Round Residence	Non-Participating	0	16	16
1540	Year-Round Residence	Non-Participating	0	17	17
1541	Year-Round Residence	Non-Participating	0	17	17
1542	Year-Round Residence	Non-Participating	0	17	17
1543	Year-Round Residence	Non-Participating	0	18	18
1544	Year-Round Residence	Non-Participating	0	18	18
1545	Year-Round Residence	Non-Participating	0	18	18
1546	Year-Round Residence	Non-Participating	0	18	18
1547	Year-Round Residence	Non-Participating	0	19	19
1548	Year-Round Residence	Non-Participating	0	16	16
1549	Year-Round Residence	Non-Participating	0	16	16
1550	Year-Round Residence	Non-Participating	0	16	16
1551	Year-Round Residence	Non-Participating	0	16	16
1552	Year-Round Residence	Non-Participating	0	14	14
1553	Year-Round Residence	Non-Participating	0	16	16
1554	Year-Round Residence	Non-Participating	0	15	15
1555	Year-Round Residence	Non-Participating	0	15	15
1556	Year-Round Residence	Non-Participating	0	14	14
1557	Year-Round Residence	Non-Participating	0	12	12
1558	Year-Round Residence	Non-Participating	0	12	12
1559	Year-Round Residence	Non-Participating	0	12	12
1560	Uninhabitable Residence	Non-Participating	0	12	12
1561	Year-Round Residence	Non-Participating	0	12	12
1562	Year-Round Residence	Non-Participating	0	12	12
1563	Year-Round Residence	Non-Participating	0	12	12
1564	Year-Round Residence	Non-Participating	0	12	12
1565	Year-Round Residence	Non-Participating	0	0	0
1566	Year-Round Residence	Non-Participating	0	12	12
1567	Year-Round Residence	Non-Participating	0	3	3
1568	Year-Round Residence	Non-Participating	0	13	13
1569	Year-Round Residence	Non-Participating	0	12	12
1570	Year-Round Residence	Non-Participating	0	13	13
1571	Year-Round Residence	Non-Participating	0	14	14
1572	Year-Round Residence	Non-Participating	0	15	15
1573	Year-Round Residence	Non-Participating	0	15	15
1574	Year-Round Residence	Non-Participating	0	12	12
1575	Year-Round Residence	Non-Participating	0	12	12
1576	Year-Round Residence	Non-Participating	0	15	15
1577	Year-Round Residence	Non-Participating	0	15	15
1578	Year-Round Residence	Non-Participating	0	10	10
1579	Year-Round Residence	Non-Participating	0	18	18
1580	Year-Round Residence	Non-Participating	0	18	18
1581	Year-Round Residence	Non-Participating	0	18	18
1582	Year-Round Residence	Non-Participating	0	12	12
1583	Year-Round Residence	Non-Participating	0	14	14
1584	Year-Round Residence	Non-Participating	0	21	21
1585	Year-Round Residence	Non-Participating	0	21	21
1586	Year-Round Residence	Non-Participating	0	22	22
1587	Year-Round Residence	Non-Participating	0	22	22
1588	Year-Round Residence	Non-Participating	0	23	23
1589	Year-Round Residence	Non-Participating	0	24	24
1590	Year-Round Residence	Non-Participating	0	25	25
1591	Other Structure	Non-Participating	0	26	26
1592	Year-Round Residence	Non-Participating	0	25	25
1593	Year-Round Residence	Non-Participating	0	24	24
1594	Other Structure	Non-Participating	0	24	24
1595	Year-Round Residence	Non-Participating	0	24	24
1596	Other Structure	Non-Participating	0	23	23
1597	Year-Round Residence	Non-Participating	0	23	23
1598	Year-Round Residence	Non-Participating	0	23	23
1599	Year-Round Residence	Non-Participating	0	23	23
1600	Year-Round Residence	Non-Participating	0	22	22
1601	Year-Round Residence	Non-Participating	0	28	28

Table 7-10.3: Cumulative Construction Sound Level Modeling Results (Area 3) (Leq (1-sec)) at Discrete Points [dBA]

Receptor ID	Receptor Type	Participation Status	HDD Commissioning	HDD Drilling	Worst-Case Total
1602	Year-Round Residence	Non-Participating	0	28	28
1603	Year-Round Residence	Non-Participating	1	29	29
1604	Year-Round Residence	Non-Participating	2	30	30
1605	Year-Round Residence	Non-Participating	3	32	32
1606	Year-Round Residence	Non-Participating	3	32	32
1607	Year-Round Residence	Non-Participating	2	31	31
1608	Year-Round Residence	Non-Participating	4	33	33
1609	Year-Round Residence	Non-Participating	3	32	32
1610	Year-Round Residence	Non-Participating	2	31	31
1611	Year-Round Residence	Non-Participating	2	31	31
1612	Year-Round Residence	Non-Participating	1	29	29
1613	Year-Round Residence	Non-Participating	1	30	30
1614	Year-Round Residence	Non-Participating	1	29	29
1615	Year-Round Residence	Non-Participating	0	28	28
1616	Year-Round Residence	Non-Participating	0	27	27
1617	Year-Round Residence	Non-Participating	0	25	25
1618	Year-Round Residence	Non-Participating	0	27	27
1619	Year-Round Residence	Non-Participating	0	24	24
1620	Year-Round Residence	Non-Participating	0	24	24
1621	Year-Round Residence	Non-Participating	0	24	24
1622	Year-Round Residence	Non-Participating	0	24	24
1623	Year-Round Residence	Non-Participating	0	24	24
1624	Year-Round Residence	Non-Participating	0	23	23
1625	Year-Round Residence	Non-Participating	0	23	23
1626	Year-Round Residence	Non-Participating	0	22	22
1627	Commercial Structure	Non-Participating	0	22	22
1628	Year-Round Residence	Non-Participating	0	25	25
1629	Year-Round Residence	Non-Participating	0	24	24
1630	Year-Round Residence	Non-Participating	0	26	26
1631	Year-Round Residence	Non-Participating	0	26	26
1632	Year-Round Residence	Non-Participating	0	27	27
1633	Year-Round Residence	Non-Participating	0	28	28
1634	Year-Round Residence	Non-Participating	0	28	28
1635	Year-Round Residence	Non-Participating	0	28	28
1636	Year-Round Residence	Non-Participating	0	28	28
1637	Year-Round Residence	Non-Participating	0	28	28
1638	Year-Round Residence	Non-Participating	0	27	27
1639	Year-Round Residence	Non-Participating	0	28	28
1640	Year-Round Residence	Non-Participating	0	28	28
1641	Year-Round Residence	Non-Participating	0	28	28
1642	Year-Round Residence	Non-Participating	0	27	27
1643	Year-Round Residence	Non-Participating	0	27	27
1644	Year-Round Residence	Non-Participating	0	27	27
1645	Year-Round Residence	Non-Participating	0	27	27
1646	Year-Round Residence	Non-Participating	0	26	26
1647	Year-Round Residence	Non-Participating	0	26	26
1648	Year-Round Residence	Non-Participating	0	26	26
1649	Year-Round Residence	Non-Participating	0	26	26
1650	Year-Round Residence	Non-Participating	0	26	26
1651	Year-Round Residence	Non-Participating	0	21	21
1652	Year-Round Residence	Non-Participating	0	19	19
1653	Year-Round Residence	Non-Participating	0	18	18
1654	Year-Round Residence	Non-Participating	0	27	27
1655	Year-Round Residence	Non-Participating	0	28	28
1656	Year-Round Residence	Non-Participating	0	28	28
1657	Year-Round Residence	Non-Participating	0	28	28
1658	Year-Round Residence	Non-Participating	0	27	27
1659	Year-Round Residence	Non-Participating	0	27	27
1660	Year-Round Residence	Non-Participating	0	27	27
1661	Year-Round Residence	Non-Participating	0	26	26
1662	Year-Round Residence	Non-Participating	0	28	28
1663	Other Structure	Non-Participating	0	28	28
1664	Year-Round Residence	Non-Participating	0	27	27
1665	Year-Round Residence	Non-Participating	0	25	25

Table 7-10.3: Cumulative Construction Sound Level Modeling Results (Area 3) (Leq (1-sec)) at Discrete Points [dBA]

Receptor ID	Receptor Type	Participation Status	HDD Commissioning	HDD Drilling	Worst-Case Total
1666	Year-Round Residence	Non-Participating	0	25	25
1667	Year-Round Residence	Non-Participating	0	25	25
1668	Year-Round Residence	Non-Participating	0	25	25
1669	Year-Round Residence	Non-Participating	0	24	24
1670	Year-Round Residence	Non-Participating	0	24	24
1671	Year-Round Residence	Non-Participating	0	23	23
1672	Year-Round Residence	Non-Participating	0	23	23
1673	Year-Round Residence	Non-Participating	0	23	23
1674	Year-Round Residence	Non-Participating	0	17	17
1675	Year-Round Residence	Non-Participating	0	17	17
1676	Year-Round Residence	Non-Participating	0	16	16
1677	Year-Round Residence	Non-Participating	0	16	16
1678	Year-Round Residence	Non-Participating	0	17	17
1679	Year-Round Residence	Non-Participating	0	17	17
1680	Year-Round Residence	Non-Participating	0	22	22
1681	Year-Round Residence	Non-Participating	0	22	22
1682	Year-Round Residence	Non-Participating	0	22	22
1683	Year-Round Residence	Non-Participating	0	22	22
1684	Year-Round Residence	Non-Participating	0	22	22
1685	Year-Round Residence	Non-Participating	0	21	21
1686	Year-Round Residence	Non-Participating	0	21	21
1687	Year-Round Residence	Non-Participating	0	21	21
1688	Year-Round Residence	Non-Participating	0	20	20
1689	Year-Round Residence	Non-Participating	0	19	19
1690	Year-Round Residence	Non-Participating	0	20	20
1691	Year-Round Residence	Non-Participating	0	19	19
1692	Year-Round Residence	Non-Participating	0	19	19
1693	Year-Round Residence	Non-Participating	0	20	20
1694	Year-Round Residence	Non-Participating	0	20	20
1695	Year-Round Residence	Non-Participating	0	20	20
1696	Year-Round Residence	Non-Participating	0	20	20
1697	Year-Round Residence	Non-Participating	0	20	20
1698	Year-Round Residence	Non-Participating	0	20	20
1699	Year-Round Residence	Non-Participating	0	20	20
1700	Year-Round Residence	Non-Participating	0	20	20
1701	Year-Round Residence	Non-Participating	0	20	20
1702	Year-Round Residence	Non-Participating	0	20	20
1703	Year-Round Residence	Non-Participating	0	20	20
1704	Year-Round Residence	Non-Participating	0	20	20
1705	Year-Round Residence	Non-Participating	0	20	20
1706	Year-Round Residence	Non-Participating	0	20	20
1707	Year-Round Residence	Non-Participating	0	20	20
1708	Year-Round Residence	Non-Participating	0	20	20
1709	Year-Round Residence	Non-Participating	0	20	20
1710	Year-Round Residence	Non-Participating	0	20	20
1711	Year-Round Residence	Non-Participating	0	19	19
1712	Year-Round Residence	Non-Participating	0	19	19
1713	Year-Round Residence	Non-Participating	0	19	19
1714	Year-Round Residence	Non-Participating	0	19	19
1715	Year-Round Residence	Non-Participating	0	17	17
1716	Year-Round Residence	Non-Participating	0	17	17
1717	Year-Round Residence	Non-Participating	0	16	16
1718	Year-Round Residence	Non-Participating	0	15	15
1719	Year-Round Residence	Non-Participating	0	26	26
1720	Year-Round Residence	Non-Participating	0	25	25
1721	Year-Round Residence	Non-Participating	0	25	25
1722	Year-Round Residence	Non-Participating	0	25	25
1723	Year-Round Residence	Non-Participating	0	24	24
1724	Year-Round Residence	Non-Participating	0	25	25
1725	Year-Round Residence	Non-Participating	0	24	24
1726	Year-Round Residence	Non-Participating	0	25	25
1727	Year-Round Residence	Non-Participating	0	24	24
1728	Year-Round Residence	Non-Participating	0	23	23
1729	Year-Round Residence	Non-Participating	0	23	23

Table 7-10.3: Cumulative Construction Sound Level Modeling Results (Area 3) (Leq (1-sec)) at Discrete Points [dBA]

Receptor ID	Receptor Type	Participation Status	HDD Commissioning	HDD Drilling	Worst-Case Total
1730	Year-Round Residence	Non-Participating	0	23	23
1731	Year-Round Residence	Non-Participating	0	22	22
1732	Year-Round Residence	Non-Participating	0	22	22
1733	Year-Round Residence	Non-Participating	0	22	22
1734	Year-Round Residence	Non-Participating	0	22	22
1735	Year-Round Residence	Non-Participating	0	22	22
1736	Year-Round Residence	Non-Participating	0	22	22
1737	Year-Round Residence	Non-Participating	0	21	21
1738	Year-Round Residence	Non-Participating	0	21	21
1739	Year-Round Residence	Non-Participating	0	21	21
1740	Year-Round Residence	Non-Participating	0	21	21
1741	Year-Round Residence	Non-Participating	0	21	21
1742	Year-Round Residence	Non-Participating	0	21	21
1743	Year-Round Residence	Non-Participating	0	21	21
1744	Year-Round Residence	Non-Participating	0	20	20
1745	Year-Round Residence	Non-Participating	0	20	20
1746	Year-Round Residence	Non-Participating	0	20	20
1747	Year-Round Residence	Non-Participating	0	20	20
1748	Year-Round Residence	Non-Participating	0	20	20
1749	Year-Round Residence	Non-Participating	0	20	20
1750	Year-Round Residence	Non-Participating	0	20	20
1751	Year-Round Residence	Non-Participating	0	20	20
1752	Year-Round Residence	Non-Participating	0	18	18
1753	Year-Round Residence	Non-Participating	0	20	20
1754	Year-Round Residence	Non-Participating	0	17	17
1755	Year-Round Residence	Non-Participating	0	16	16
1756	Year-Round Residence	Non-Participating	0	20	20
1757	Year-Round Residence	Non-Participating	0	20	20
1758	Year-Round Residence	Non-Participating	0	21	21
1759	Year-Round Residence	Non-Participating	0	17	17
1760	Year-Round Residence	Non-Participating	0	21	21
1761	Year-Round Residence	Non-Participating	0	21	21
1762	Year-Round Residence	Non-Participating	0	21	21
1763	Year-Round Residence	Non-Participating	0	21	21
1764	Year-Round Residence	Non-Participating	0	10	10
1765	Year-Round Residence	Non-Participating	0	16	16
1766	Year-Round Residence	Non-Participating	0	4	4
1767	Year-Round Residence	Non-Participating	0	20	20
1768	Year-Round Residence	Non-Participating	0	21	21
1769	Year-Round Residence	Non-Participating	0	20	20
1770	Year-Round Residence	Non-Participating	0	20	20
1771	Year-Round Residence	Non-Participating	0	20	20
1772	Year-Round Residence	Non-Participating	0	19	19
1773	Year-Round Residence	Non-Participating	0	18	18
1774	Year-Round Residence	Non-Participating	0	18	18
1775	Year-Round Residence	Non-Participating	0	18	18
1776	Year-Round Residence	Non-Participating	0	17	17
1777	Year-Round Residence	Non-Participating	0	16	16
1778	Year-Round Residence	Non-Participating	0	16	16
1779	Year-Round Residence	Non-Participating	0	17	17
1780	Year-Round Residence	Non-Participating	0	21	21
1781	Year-Round Residence	Non-Participating	0	21	21
1782	Year-Round Residence	Non-Participating	0	22	22
1783	Year-Round Residence	Non-Participating	0	18	18
1784	Year-Round Residence	Non-Participating	0	15	15
1785	Year-Round Residence	Non-Participating	0	19	19
1786	Year-Round Residence	Non-Participating	0	23	23
1787	Year-Round Residence	Non-Participating	0	23	23
1788	Year-Round Residence	Non-Participating	0	23	23
1789	Year-Round Residence	Non-Participating	0	23	23
1790	Year-Round Residence	Non-Participating	0	24	24
1791	Year-Round Residence	Non-Participating	0	24	24
1792	Year-Round Residence	Non-Participating	0	25	25
1793	Year-Round Residence	Non-Participating	0	25	25

Table 7-10.3: Cumulative Construction Sound Level Modeling Results (Area 3) (Leq (1-sec)) at Discrete Points [dBA]

Receptor ID	Receptor Type	Participation Status	HDD Commissioning	HDD Drilling	Worst-Case Total
1794	Year-Round Residence	Non-Participating	0	25	25
1795	Year-Round Residence	Non-Participating	0	23	23
1796	Year-Round Residence	Non-Participating	0	22	22
1797	Year-Round Residence	Non-Participating	0	24	24
1798	Other Structure	Non-Participating	0	24	24
1799	Year-Round Residence	Non-Participating	0	25	25
1800	Year-Round Residence	Non-Participating	0	23	23
1801	Year-Round Residence	Non-Participating	0	21	21
1802	Year-Round Residence	Non-Participating	0	20	20
1803	Year-Round Residence	Non-Participating	0	20	20
1804	Year-Round Residence	Non-Participating	0	26	26
1805	Year-Round Residence	Non-Participating	0	26	26
1806	Year-Round Residence	Non-Participating	0	28	28
1807	Year-Round Residence	Non-Participating	0	28	28
1808	Year-Round Residence	Non-Participating	0	29	29
1809	Year-Round Residence	Non-Participating	4	33	33
1810	Year-Round Residence	Non-Participating	6	34	34
1811	Year-Round Residence	Non-Participating	0	25	25
1812	Year-Round Residence	Non-Participating	8	36	36
1813	Year-Round Residence	Non-Participating	7	36	36
1814	Year-Round Residence	Non-Participating	7	35	35
1815	Year-Round Residence	Non-Participating	9	37	37
1816	Year-Round Residence	Non-Participating	8	36	36
1817	Year-Round Residence	Non-Participating	11	39	39
1818	Year-Round Residence	Non-Participating	16	44	44
1819	Year-Round Residence	Non-Participating	12	41	41
1820	Year-Round Residence	Non-Participating	18	47	47
1821	Year-Round Residence	Non-Participating	20	48	48
1822	Year-Round Residence	Non-Participating	21	49	49
1823	Year-Round Residence	Participating	28	56	56
1824	Year-Round Residence	Participating	24	52	52
1825	Year-Round Residence	Non-Participating	24	52	52
1826	Year-Round Residence	Non-Participating	28	56	56
1827	Year-Round Residence	Non-Participating	30	58	58
1828	Year-Round Residence	Non-Participating	31	59	59
1829	Year-Round Residence	Non-Participating	29	58	58
1830	Year-Round Residence	Non-Participating	29	57	57
1831	Year-Round Residence	Non-Participating	14	43	43
1832	Year-Round Residence	Non-Participating	14	43	43
1833	Year-Round Residence	Non-Participating	13	41	41
1834	Year-Round Residence	Non-Participating	12	40	40
1835	Year-Round Residence	Non-Participating	8	37	37
1836	Year-Round Residence	Non-Participating	9	38	38
1837	Year-Round Residence	Non-Participating	8	37	37
1838	Year-Round Residence	Non-Participating	13	41	41
1839	Year-Round Residence	Participating	11	37	37
1840	Year-Round Residence	Non-Participating	8	37	37
1841	Year-Round Residence	Non-Participating	7	36	36
1842	Year-Round Residence	Non-Participating	6	35	35
1843	Year-Round Residence	Non-Participating	6	35	35
1844	Year-Round Residence	Non-Participating	6	34	34
1845	Year-Round Residence	Non-Participating	10	39	39
1846	Year-Round Residence	Non-Participating	10	39	39
1847	Year-Round Residence	Non-Participating	9	37	37
1848	Year-Round Residence	Non-Participating	10	39	39
1849	Year-Round Residence	Non-Participating	9	38	38
1850	Year-Round Residence	Non-Participating	9	37	37
1851	Year-Round Residence	Non-Participating	8	37	37
1852	Year-Round Residence	Non-Participating	9	38	38
1853	Year-Round Residence	Non-Participating	9	37	37
1854	Other Structure	Non-Participating	7	36	36
1855	Year-Round Residence	Non-Participating	7	35	35
1856	Year-Round Residence	Non-Participating	7	35	35
1857	Year-Round Residence	Non-Participating	6	35	35

Table 7-10.3: Cumulative Construction Sound Level Modeling Results (Area 3) (Leq (1-sec)) at Discrete Points [dBA]

Receptor ID	Receptor Type	Participation Status	HDD Commissioning	HDD Drilling	Worst-Case Total
1858	Year-Round Residence	Non-Participating	5	34	34
1859	Year-Round Residence	Non-Participating	5	33	33
1860	Year-Round Residence	Non-Participating	4	32	32
1861	Year-Round Residence	Non-Participating	3	32	32
1862	Year-Round Residence	Non-Participating	3	31	31
1863	Year-Round Residence	Non-Participating	4	32	32
1864	Year-Round Residence	Non-Participating	3	32	32
1865	Year-Round Residence	Non-Participating	4	32	32
1866	Year-Round Residence	Non-Participating	2	31	31
1867	Year-Round Residence	Non-Participating	3	32	32
1868	Year-Round Residence	Non-Participating	3	32	32
1869	Year-Round Residence	Participating	0	28	28
1870	Year-Round Residence	Non-Participating	0	26	26
1871	Year-Round Residence	Non-Participating	12	42	42
1872	Year-Round Residence	Non-Participating	39	69	69
1873	Year-Round Residence	Participating	47	75	75
1874	Year-Round Residence	Non-Participating	34	63	63
1875	Year-Round Residence	Participating	27	56	56
1876	Year-Round Residence	Non-Participating	32	60	60
1877	Year-Round Residence	Non-Participating	26	55	55
1878	Year-Round Residence	Non-Participating	29	57	57
1879	Commercial Structure	Participating	0	22	22
1880	Year-Round Residence	Non-Participating	0	13	13
1881	Year-Round Residence	Non-Participating	0	13	13
1882	Year-Round Residence	Non-Participating	0	18	18
1883	Year-Round Residence	Non-Participating	0	14	14
1884	Year-Round Residence	Non-Participating	0	17	17
1885	Year-Round Residence	Non-Participating	0	18	18
1886	Year-Round Residence	Non-Participating	0	19	19
1887	Year-Round Residence	Non-Participating	0	9	9
1888	Year-Round Residence	Non-Participating	0	13	13
1889	Year-Round Residence	Non-Participating	0	14	14
1890	Year-Round Residence	Non-Participating	0	10	10
1891	Year-Round Residence	Non-Participating	0	14	14
1892	Year-Round Residence	Non-Participating	0	12	12
1893	Year-Round Residence	Non-Participating	0	12	12
1894	Year-Round Residence	Non-Participating	0	17	17
1895	Year-Round Residence	Non-Participating	0	16	16
1896	Year-Round Residence	Non-Participating	0	17	17
1897	Year-Round Residence	Non-Participating	0	16	16
1898	Year-Round Residence	Non-Participating	0	22	22
1899	Year-Round Residence	Non-Participating	0	25	25
1900	Year-Round Residence	Participating	0	23	23
1901	Year-Round Residence	Non-Participating	0	19	19
1902	Year-Round Residence	Non-Participating	0	27	27
1903	Year-Round Residence	Non-Participating	17	45	45
1904	Year-Round Residence	Non-Participating	15	43	43
1905	Year-Round Residence	Non-Participating	16	44	44
1906	Year-Round Residence	Non-Participating	18	47	47
1907	Year-Round Residence	Non-Participating	17	46	46
1908	Year-Round Residence	Non-Participating	18	46	46
1909	Year-Round Residence	Non-Participating	22	50	50
1910	Year-Round Residence	Non-Participating	24	52	52
1911	Year-Round Residence	Non-Participating	24	52	52
1912	Year-Round Residence	Non-Participating	21	50	50
1913	Year-Round Residence	Non-Participating	22	50	50
1914	Year-Round Residence	Non-Participating	22	50	50
1915	Year-Round Residence	Non-Participating	24	52	52
1916	Year-Round Residence	Non-Participating	22	50	50
1917	Year-Round Residence	Non-Participating	24	52	52
1918	Year-Round Residence	Non-Participating	0	16	16
1919	Year-Round Residence	Non-Participating	0	18	18
1920	Year-Round Residence	Non-Participating	0	18	18
1921	Year-Round Residence	Non-Participating	0	19	19

Table 7-10.3: Cumulative Construction Sound Level Modeling Results (Area 3) (Leq (1-sec)) at Discrete Points [dBA]

Receptor ID	Receptor Type	Participation Status	HDD Commissioning	HDD Drilling	Worst-Case Total
1922	Year-Round Residence	Non-Participating	0	19	19
1923	Other Structure	Non-Participating	0	12	12
1924	Uninhabitable Residence	Non-Participating	0	13	13
1925	Year-Round Residence	Non-Participating	0	18	18
1926	Year-Round Residence	Non-Participating	0	18	18
1927	Year-Round Residence	Non-Participating	0	18	18
1928	Year-Round Residence	Non-Participating	0	17	17
1929	Year-Round Residence	Non-Participating	0	17	17
1930	Year-Round Residence	Non-Participating	0	17	17
1931	Year-Round Residence	Non-Participating	0	17	17
1932	Year-Round Residence	Non-Participating	0	17	17
1933	Year-Round Residence	Non-Participating	0	17	17
1934	Year-Round Residence	Non-Participating	0	17	17
1935	Year-Round Residence	Non-Participating	0	11	11
1936	Year-Round Residence	Non-Participating	0	10	10
1937	Year-Round Residence	Non-Participating	0	10	10
1938	Year-Round Residence	Non-Participating	0	8	8
1939	Year-Round Residence	Non-Participating	0	7	7
1940	Year-Round Residence	Non-Participating	0	11	11
1941	Year-Round Residence	Non-Participating	0	12	12
1942	Year-Round Residence	Non-Participating	0	11	11
1943	Year-Round Residence	Non-Participating	0	13	13
1944	Year-Round Residence	Non-Participating	0	9	9
1945	Year-Round Residence	Non-Participating	0	11	11
1946	Year-Round Residence	Non-Participating	0	10	10
1947	Year-Round Residence	Non-Participating	0	9	9
1948	Year-Round Residence	Non-Participating	0	4	4
1949	Year-Round Residence	Non-Participating	0	12	12
1950	Year-Round Residence	Non-Participating	0	11	11
1951	Uninhabitable Residence	Non-Participating	0	17	17
1952	Year-Round Residence	Non-Participating	0	16	16
1953	Year-Round Residence	Non-Participating	0	16	16
1954	Year-Round Residence	Non-Participating	0	0	0
1955	Year-Round Residence	Non-Participating	0	16	16
1956	Year-Round Residence	Non-Participating	0	16	16
1957	Year-Round Residence	Non-Participating	0	16	16
1958	Year-Round Residence	Non-Participating	0	15	15
1959	Year-Round Residence	Non-Participating	0	14	14
1960	Year-Round Residence	Non-Participating	0	14	14
1961	Year-Round Residence	Non-Participating	0	14	14
1962	Year-Round Residence	Non-Participating	0	13	13
1963	Year-Round Residence	Non-Participating	0	13	13
1964	Year-Round Residence	Non-Participating	0	12	12
1965	Year-Round Residence	Non-Participating	0	16	16
1966	Year-Round Residence	Non-Participating	0	14	14
1967	Year-Round Residence	Non-Participating	0	18	18
1968	Year-Round Residence	Non-Participating	0	18	18
1969	Year-Round Residence	Non-Participating	0	17	17
1970	Year-Round Residence	Non-Participating	0	17	17
1971	Year-Round Residence	Non-Participating	0	16	16
1972	Uninhabitable Residence	Non-Participating	0	13	13
1973	Year-Round Residence	Non-Participating	0	9	9
1974	Year-Round Residence	Non-Participating	0	14	14
1975	Year-Round Residence	Non-Participating	0	14	14
1976	Year-Round Residence	Non-Participating	0	13	13
1977	Year-Round Residence	Non-Participating	0	13	13
1978	Year-Round Residence	Non-Participating	0	12	12
1979	Year-Round Residence	Non-Participating	0	13	13
1980	Year-Round Residence	Non-Participating	0	13	13
1981	Year-Round Residence	Non-Participating	0	13	13
1982	Year-Round Residence	Non-Participating	0	12	12
1983	Year-Round Residence	Non-Participating	0	1	1
1984	Year-Round Residence	Non-Participating	0	13	13
1985	Year-Round Residence	Non-Participating	0	13	13

Table 7-10.3: Cumulative Construction Sound Level Modeling Results (Area 3) (Leq (1-sec)) at Discrete Points [dBA]

Receptor ID	Receptor Type	Participation Status	HDD Commissioning	HDD Drilling	Worst-Case Total
1986	Year-Round Residence	Non-Participating	0	13	13
1987	Commercial Structure	Non-Participating	0	13	13
1988	Year-Round Residence	Non-Participating	0	13	13
1989	Year-Round Residence	Non-Participating	0	13	13
1990	Year-Round Residence	Non-Participating	0	13	13
1991	Year-Round Residence	Non-Participating	0	13	13
1992	Year-Round Residence	Non-Participating	0	13	13
1993	Year-Round Residence	Non-Participating	0	13	13
1994	Year-Round Residence	Non-Participating	0	13	13
1995	Year-Round Residence	Non-Participating	0	13	13
1996	Year-Round Residence	Non-Participating	0	13	13
1997	Year-Round Residence	Non-Participating	0	13	13
1998	Year-Round Residence	Non-Participating	0	13	13
1999	Year-Round Residence	Non-Participating	0	12	12
2000	Year-Round Residence	Non-Participating	0	12	12
2001	Year-Round Residence	Non-Participating	0	12	12
2002	Year-Round Residence	Non-Participating	0	12	12
2003	Year-Round Residence	Non-Participating	0	12	12
2004	Year-Round Residence	Non-Participating	0	11	11
2005	Year-Round Residence	Non-Participating	0	11	11
2006	Year-Round Residence	Non-Participating	0	0	0
2007	Year-Round Residence	Non-Participating	0	11	11
2008	Year-Round Residence	Non-Participating	0	12	12
2009	Year-Round Residence	Non-Participating	0	12	12
2010	Year-Round Residence	Non-Participating	0	12	12
2011	Year-Round Residence	Non-Participating	0	11	11
2012	Year-Round Residence	Non-Participating	0	12	12
2013	Year-Round Residence	Non-Participating	0	12	12
2014	Year-Round Residence	Non-Participating	0	12	12
2015	Year-Round Residence	Non-Participating	0	12	12
2016	Year-Round Residence	Non-Participating	0	12	12
2017	Uninhabitable Residence	Non-Participating	0	12	12
2018	Year-Round Residence	Non-Participating	0	12	12
2019	Year-Round Residence	Non-Participating	0	12	12
2020	Year-Round Residence	Non-Participating	0	12	12
2021	Year-Round Residence	Non-Participating	0	12	12
2022	Year-Round Residence	Non-Participating	0	12	12
2023	Year-Round Residence	Non-Participating	0	12	12
2024	Year-Round Residence	Non-Participating	0	12	12
2025	Uninhabitable Residence	Non-Participating	0	13	13
2026	Year-Round Residence	Non-Participating	0	13	13
2027	Year-Round Residence	Non-Participating	0	12	12
2028	Year-Round Residence	Non-Participating	0	12	12
2029	Year-Round Residence	Non-Participating	0	12	12
2030	Year-Round Residence	Non-Participating	0	12	12
2031	Year-Round Residence	Non-Participating	0	12	12
2032	Year-Round Residence	Non-Participating	0	12	12
2033	Year-Round Residence	Non-Participating	0	11	11
2034	Year-Round Residence	Non-Participating	0	11	11
2035	Other Structure	Non-Participating	0	0	0
2036	Year-Round Residence	Non-Participating	0	11	11
2037	Year-Round Residence	Non-Participating	0	11	11
2038	Year-Round Residence	Non-Participating	0	0	0
2039	Year-Round Residence	Non-Participating	0	10	10
2040	Year-Round Residence	Non-Participating	0	10	10
2041	Year-Round Residence	Non-Participating	0	9	9
2042	Year-Round Residence	Non-Participating	0	6	6
2043	Year-Round Residence	Non-Participating	0	6	6
2044	Year-Round Residence	Non-Participating	0	0	0
2045	Year-Round Residence	Non-Participating	0	11	11
2046	Year-Round Residence	Non-Participating	0	11	11
2047	Year-Round Residence	Non-Participating	0	11	11
2048	Year-Round Residence	Non-Participating	0	10	10
2049	Year-Round Residence	Non-Participating	0	10	10

Table 7-10.3: Cumulative Construction Sound Level Modeling Results (Area 3) (Leq (1-sec)) at Discrete Points [dBA]

Receptor ID	Receptor Type	Participation Status	HDD Commissioning	HDD Drilling	Worst-Case Total
2050	Year-Round Residence	Non-Participating	0	8	8
2051	Year-Round Residence	Non-Participating	0	0	0
2052	Year-Round Residence	Non-Participating	0	5	5
2053	Year-Round Residence	Non-Participating	0	8	8
2054	Year-Round Residence	Non-Participating	0	11	11
2055	Year-Round Residence	Non-Participating	0	11	11
2056	Year-Round Residence	Non-Participating	0	11	11
2057	Year-Round Residence	Non-Participating	0	11	11
2058	Year-Round Residence	Non-Participating	0	12	12
2059	Year-Round Residence	Non-Participating	0	12	12
2060	Year-Round Residence	Non-Participating	0	12	12
2061	Year-Round Residence	Non-Participating	0	12	12
2062	Year-Round Residence	Non-Participating	0	12	12
2063	Year-Round Residence	Non-Participating	0	10	10
2064	Year-Round Residence	Non-Participating	0	11	11
2065	Year-Round Residence	Non-Participating	0	11	11
2066	Year-Round Residence	Non-Participating	0	8	8
2067	Year-Round Residence	Non-Participating	0	11	11
2068	Year-Round Residence	Non-Participating	0	9	9
2069	Year-Round Residence	Non-Participating	0	12	12
2070	Uninhabitable Residence	Non-Participating	0	7	7
2071	Year-Round Residence	Non-Participating	0	3	3
2072	Year-Round Residence	Non-Participating	0	14	14
2073	Year-Round Residence	Non-Participating	0	10	10
2074	Year-Round Residence	Non-Participating	0	11	11
2075	Year-Round Residence	Non-Participating	0	14	14
2076	Year-Round Residence	Non-Participating	0	15	15
2077	Year-Round Residence	Non-Participating	0	16	16
2078	Year-Round Residence	Non-Participating	0	14	14
2079	Year-Round Residence	Non-Participating	0	14	14
2080	Year-Round Residence	Non-Participating	0	16	16
2081	Year-Round Residence	Non-Participating	0	10	10
2082	Year-Round Residence	Non-Participating	0	16	16
2083	Year-Round Residence	Participating	0	15	15
2084	Year-Round Residence	Non-Participating	0	6	6
2085	Year-Round Residence	Non-Participating	0	4	4
2086	Other Structure	Participating	0	15	15
2087	Year-Round Residence	Non-Participating	0	17	17
2088	Year-Round Residence	Non-Participating	0	2	2
2089	Year-Round Residence	Non-Participating	0	2	2
2090	Year-Round Residence	Non-Participating	0	13	13
2091	Year-Round Residence	Non-Participating	0	6	6
2092	Year-Round Residence	Non-Participating	0	9	9
2093	Year-Round Residence	Non-Participating	0	3	3
2094	Year-Round Residence	Non-Participating	0	14	14
2095	Year-Round Residence	Non-Participating	0	20	20
2096	Year-Round Residence	Non-Participating	0	20	20
2097	Year-Round Residence	Non-Participating	0	20	20
2098	Year-Round Residence	Non-Participating	0	7	7
2099	Year-Round Residence	Non-Participating	0	18	18
2100	Year-Round Residence	Non-Participating	0	20	20
2101	Year-Round Residence	Non-Participating	0	18	18
2102	Year-Round Residence	Participating	0	15	15
2103	Year-Round Residence	Non-Participating	0	21	21
2104	Year-Round Residence	Participating	0	21	21
2105	Year-Round Residence	Non-Participating	0	21	21
2106	Year-Round Residence	Non-Participating	0	21	21
2107	Year-Round Residence	Participating	0	19	19
2108	Year-Round Residence	Non-Participating	0	20	20
2109	Year-Round Residence	Non-Participating	0	21	21
2110	Year-Round Residence	Non-Participating	0	20	20
2111	Year-Round Residence	Non-Participating	0	22	22
2112	Year-Round Residence	Non-Participating	0	22	22
2113	Year-Round Residence	Non-Participating	0	22	22

Table 7-10.3: Cumulative Construction Sound Level Modeling Results (Area 3) (Leq (1-sec)) at Discrete Points [dBA]

Receptor ID	Receptor Type	Participation Status	HDD Commissioning	HDD Drilling	Worst-Case Total
2114	Year-Round Residence	Non-Participating	0	20	20
2115	Other Structure	Non-Participating	0	20	20
2116	Year-Round Residence	Non-Participating	0	12	12
2117	Year-Round Residence	Non-Participating	0	18	18
2118	Year-Round Residence	Non-Participating	0	3	3
2119	Year-Round Residence	Non-Participating	0	19	19
2120	Year-Round Residence	Non-Participating	0	20	20
2121	Year-Round Residence	Non-Participating	0	20	20
2122	Year-Round Residence	Non-Participating	0	22	22
2123	Other Structure	Non-Participating	0	22	22
2124	Year-Round Residence	Non-Participating	0	22	22
2125	Year-Round Residence	Non-Participating	0	22	22
2126	Year-Round Residence	Non-Participating	0	21	21
2127	Year-Round Residence	Non-Participating	0	23	23
2128	Year-Round Residence	Non-Participating	0	24	24
2129	Year-Round Residence	Non-Participating	0	24	24
2130	Year-Round Residence	Non-Participating	0	25	25
2131	Year-Round Residence	Non-Participating	0	19	19
2132	Year-Round Residence	Non-Participating	0	20	20
2133	Year-Round Residence	Non-Participating	0	14	14
2134	Year-Round Residence	Non-Participating	0	17	17
2135	Year-Round Residence	Non-Participating	0	17	17
2136	Year-Round Residence	Non-Participating	0	16	16
2137	Year-Round Residence	Non-Participating	0	16	16
2138	Year-Round Residence	Non-Participating	0	16	16
2139	Year-Round Residence	Non-Participating	0	16	16
2140	Year-Round Residence	Non-Participating	0	16	16
2141	Year-Round Residence	Non-Participating	0	16	16
2142	Year-Round Residence	Non-Participating	0	15	15
2143	Year-Round Residence	Non-Participating	0	15	15
2144	Year-Round Residence	Non-Participating	0	15	15
2145	Uninhabitable Residence	Non-Participating	0	15	15
2146	Uninhabitable Residence	Non-Participating	0	16	16
2147	Year-Round Residence	Non-Participating	0	14	14
2148	Year-Round Residence	Non-Participating	0	17	17
2149	Year-Round Residence	Non-Participating	0	12	12
2150	Year-Round Residence	Non-Participating	0	13	13
2151	Year-Round Residence	Non-Participating	0	13	13
2152	Year-Round Residence	Non-Participating	0	6	6
2153	Year-Round Residence	Non-Participating	0	13	13
2154	Year-Round Residence	Non-Participating	0	6	6
2155	Year-Round Residence	Non-Participating	0	0	0
2156	Year-Round Residence	Non-Participating	0	14	14
2157	Year-Round Residence	Non-Participating	0	4	4
2158	Year-Round Residence	Non-Participating	0	14	14
2159	Year-Round Residence	Non-Participating	0	14	14
2160	Year-Round Residence	Non-Participating	0	3	3
2161	Year-Round Residence	Non-Participating	0	8	8
2162	Year-Round Residence	Non-Participating	0	12	12
2163	Year-Round Residence	Non-Participating	0	12	12
2164	Year-Round Residence	Non-Participating	0	11	11
2165	Year-Round Residence	Non-Participating	0	11	11
2166	Year-Round Residence	Non-Participating	0	12	12
2167	Year-Round Residence	Non-Participating	0	12	12
2168	Year-Round Residence	Non-Participating	0	10	10
2169	Year-Round Residence	Non-Participating	0	11	11
2170	Year-Round Residence	Non-Participating	0	6	6
2171	Year-Round Residence	Non-Participating	0	5	5
2172	Year-Round Residence	Non-Participating	0	6	6
2173	Year-Round Residence	Non-Participating	0	5	5
2174	Year-Round Residence	Non-Participating	0	14	14
2175	Year-Round Residence	Non-Participating	0	14	14
2176	Year-Round Residence	Non-Participating	0	14	14
2177	Year-Round Residence	Non-Participating	0	14	14

Table 7-10.3: Cumulative Construction Sound Level Modeling Results (Area 3) (Leq (1-sec)) at Discrete Points [dBA]

Receptor ID	Receptor Type	Participation Status	HDD Commissioning	HDD Drilling	Worst-Case Total
2178	Year-Round Residence	Non-Participating	0	14	14
2179	Year-Round Residence	Non-Participating	0	14	14
2180	Year-Round Residence	Non-Participating	0	14	14
2181	Year-Round Residence	Non-Participating	0	14	14
2182	Year-Round Residence	Non-Participating	0	14	14
2183	Year-Round Residence	Non-Participating	0	14	14
2184	Year-Round Residence	Non-Participating	0	13	13
2185	Year-Round Residence	Non-Participating	0	12	12
2186	Year-Round Residence	Non-Participating	0	12	12
2187	Year-Round Residence	Non-Participating	0	12	12
2188	Year-Round Residence	Non-Participating	0	11	11
2189	Year-Round Residence	Participating	0	13	13
2190	Year-Round Residence	Non-Participating	0	11	11
2191	Year-Round Residence	Non-Participating	0	10	10
2192	Year-Round Residence	Non-Participating	0	11	11
2193	Year-Round Residence	Non-Participating	0	11	11
2194	Year-Round Residence	Non-Participating	0	11	11
2195	Year-Round Residence	Non-Participating	0	11	11
2196	Year-Round Residence	Non-Participating	0	6	6
2197	Year-Round Residence	Non-Participating	0	5	5
2198	Year-Round Residence	Non-Participating	0	6	6
2199	Year-Round Residence	Non-Participating	0	5	5
2200	Year-Round Residence	Non-Participating	0	4	4
2201	Year-Round Residence	Non-Participating	0	4	4
2202	Year-Round Residence	Non-Participating	0	3	3
2203	Year-Round Residence	Non-Participating	0	2	2
2204	Year-Round Residence	Non-Participating	0	3	3
2205	Other Structure	Non-Participating	0	17	17
2206	Commercial Structure	Non-Participating	0	19	19
2207	Other Structure	Non-Participating	0	16	16
2208	Commercial Structure	Non-Participating	0	11	11
2209	Other Structure	Non-Participating	0	14	14
2210	Year-Round Residence	Non-Participating	0	4	4
2211	Other Structure	Non-Participating	0	12	12
2212	Other Structure	Non-Participating	0	13	13
2213	Commercial Structure	Non-Participating	0	2	2
2214	Other Structure	Non-Participating	0	11	11
2215	Other Structure	Non-Participating	0	14	14
2216	Commercial Structure	Non-Participating	0	10	10
2217	Commercial Structure	Non-Participating	0	5	5
2218	Other Structure	Non-Participating	0	15	15
2219	Other Structure	Non-Participating	0	11	11
2220	Other Structure	Non-Participating	0	16	16
2221	Other Structure	Non-Participating	0	4	4
2222	Other Structure	Non-Participating	0	12	12
2223	Other Structure	Non-Participating	0	18	18
2224	Other Structure	Non-Participating	0	16	16
2225	Other Structure	Non-Participating	0	12	12
2226	Other Structure	Non-Participating	0	11	11
2227	Other Structure	Non-Participating	0	16	16
2228	Other Structure	Non-Participating	0	20	20
2229	Commercial Structure	Non-Participating	0	20	20
2230	Commercial Structure	Non-Participating	0	15	15
2231	Other Structure	Non-Participating	0	6	6
2232	Other Structure	Non-Participating	0	3	3
2233	Other Structure	Non-Participating	0	13	13
2234	Other Structure	Non-Participating	0	2	2
2235	Other Structure	Non-Participating	0	11	11
2236	Other Structure	Non-Participating	0	16	16
2237	Other Structure	Non-Participating	0	14	14
2238	Other Structure	Non-Participating	0	6	6
2239	Other Structure	Non-Participating	0	17	17
2240	Commercial Structure	Non-Participating	0	20	20
2241	Other Structure	Non-Participating	0	10	10

Table 7-10.3: Cumulative Construction Sound Level Modeling Results (Area 3) (Leq (1-sec)) at Discrete Points [dBA]

Receptor ID	Receptor Type	Participation Status	HDD Commissioning	HDD Drilling	Worst-Case Total
2242	Other Structure	Non-Participating	0	6	6
2243	Commercial Structure	Non-Participating	0	20	20
2244	Other Structure	Non-Participating	0	15	15
2245	Other Structure	Non-Participating	0	13	13
2246	Other Structure	Non-Participating	0	12	12
2247	Other Structure	Non-Participating	0	16	16
2248	Other Structure	Non-Participating	0	16	16
2249	Other Structure	Non-Participating	0	18	18
2250	Other Structure	Non-Participating	0	12	12
2251	Commercial Structure	Non-Participating	0	20	20
2252	Other Structure	Non-Participating	0	20	20
2253	Other Structure	Non-Participating	0	11	11
2254	Other Structure	Non-Participating	0	6	6
2255	Other Structure	Non-Participating	0	4	4
2256	Other Structure	Non-Participating	0	11	11
2257	Commercial Structure	Non-Participating	0	11	11
2258	Commercial Structure	Non-Participating	0	16	16
2259	Other Structure	Non-Participating	0	13	13
2260	Other Structure	Non-Participating	0	19	19
2261	Other Structure	Non-Participating	0	14	14
2262	Other Structure	Non-Participating	0	14	14
2263	Other Structure	Non-Participating	0	3	3
2264	Other Structure	Non-Participating	0	17	17
2265	Other Structure	Non-Participating	0	14	14
2266	Other Structure	Non-Participating	0	16	16
2267	Other Structure	Non-Participating	0	19	19
2268	Other Structure	Non-Participating	0	9	9
2269	Other Structure	Non-Participating	0	14	14
2270	Commercial Structure	Non-Participating	0	16	16
2271	Other Structure	Non-Participating	0	11	11
2272	Year-Round Residence	Non-Participating	0	6	6
2273	Seasonal Residence	Non-Participating	0	2	2
2274	Other Structure	Non-Participating	0	9	9
2275	Other Structure	Non-Participating	0	12	12
2276	Other Structure	Non-Participating	0	16	16
2277	Other Structure	Non-Participating	0	0	0
2278	Year-Round Residence	Non-Participating	0	6	6
2279	Other Structure	Non-Participating	0	19	19
2280	Other Structure	Non-Participating	0	17	17
2281	Other Structure	Non-Participating	0	3	3
2282	Year-Round Residence	Non-Participating	0	16	16
2283	Other Structure	Non-Participating	0	9	9
2284	Other Structure	Non-Participating	0	14	14
2285	Year-Round Residence	Non-Participating	0	13	13
2286	Commercial Structure	Non-Participating	0	16	16
2287	Other Structure	Non-Participating	0	19	19
2288	Year-Round Residence	Non-Participating	0	20	20
2289	Year-Round Residence	Non-Participating	0	23	23
2290	Year-Round Residence	Non-Participating	0	21	21
2291	Other Structure	Non-Participating	0	18	18
2292	Other Structure	Participating	5	33	33
2293	Commercial Structure	Non-Participating	4	33	33
2294	Year-Round Residence	Non-Participating	0	3	3
2295	Year-Round Residence	Non-Participating	0	16	16
2296	Year-Round Residence	Non-Participating	0	9	9
2297	Year-Round Residence	Non-Participating	4	33	33
2298	Year-Round Residence	Non-Participating	0	10	10
2299	Uninhabitable Residence	Non-Participating	0	3	3
2300	Year-Round Residence	Non-Participating	0	24	24
2301	Year-Round Residence	Non-Participating	0	13	13
2302	Year-Round Residence	Non-Participating	0	13	13
2303	Other Structure	Non-Participating	0	13	13
2304	Year-Round Residence	Non-Participating	0	26	26
2305	Other Structure	Non-Participating	0	17	17

Table 7-10.3: Cumulative Construction Sound Level Modeling Results (Area 3) (Leq (1-sec)) at Discrete Points [dBA]

Receptor ID	Receptor Type	Participation Status	HDD Commissioning	HDD Drilling	Worst-Case Total
2306	Year-Round Residence	Non-Participating	0	20	20
2307	Year-Round Residence	Non-Participating	0	24	24
2308	Year-Round Residence	Non-Participating	0	18	18
2309	Other Structure	Non-Participating	0	25	25
2310	Year-Round Residence	Non-Participating	0	18	18
2311	Year-Round Residence	Non-Participating	0	16	16
2312	Year-Round Residence	Non-Participating	16	44	44
2313	Other Structure	Non-Participating	0	20	20
2314	Other Structure	Non-Participating	0	20	20
2315	Other Structure	Non-Participating	0	20	20
2316	Other Structure	Non-Participating	0	20	20
2317	Other Structure	Non-Participating	0	20	20
2318	Other Structure	Non-Participating	0	20	20
2319	Other Structure	Non-Participating	0	20	20
2320	Other Structure	Non-Participating	0	20	20
2321	Other Structure	Non-Participating	0	17	17
2322	Other Structure	Non-Participating	0	17	17
2323	Commercial Structure	Non-Participating	0	7	7
2324	Seasonal Residence	Non-Participating	0	27	27
2325	Year-Round Residence	Non-Participating	0	27	27
2326	Year-Round Residence	Non-Participating	0	27	27
2327	Year-Round Residence	Non-Participating	0	28	28
2328	Other Structure	Participating	6	34	34
2329	Other Structure	Non-Participating	1	30	30
2330	Other Structure	Non-Participating	12	40	40
2331	Other Structure	Participating	0	19	19
2332	Other Structure	Non-Participating	3	32	32
2333	Year-Round Residence	Non-Participating	0	16	16
2334	Public Structure	Non-Participating	0	0	0

Appendix 7-K
Glossary of Terms

This section includes some of the terms used throughout the report which may require a more detailed explanation.

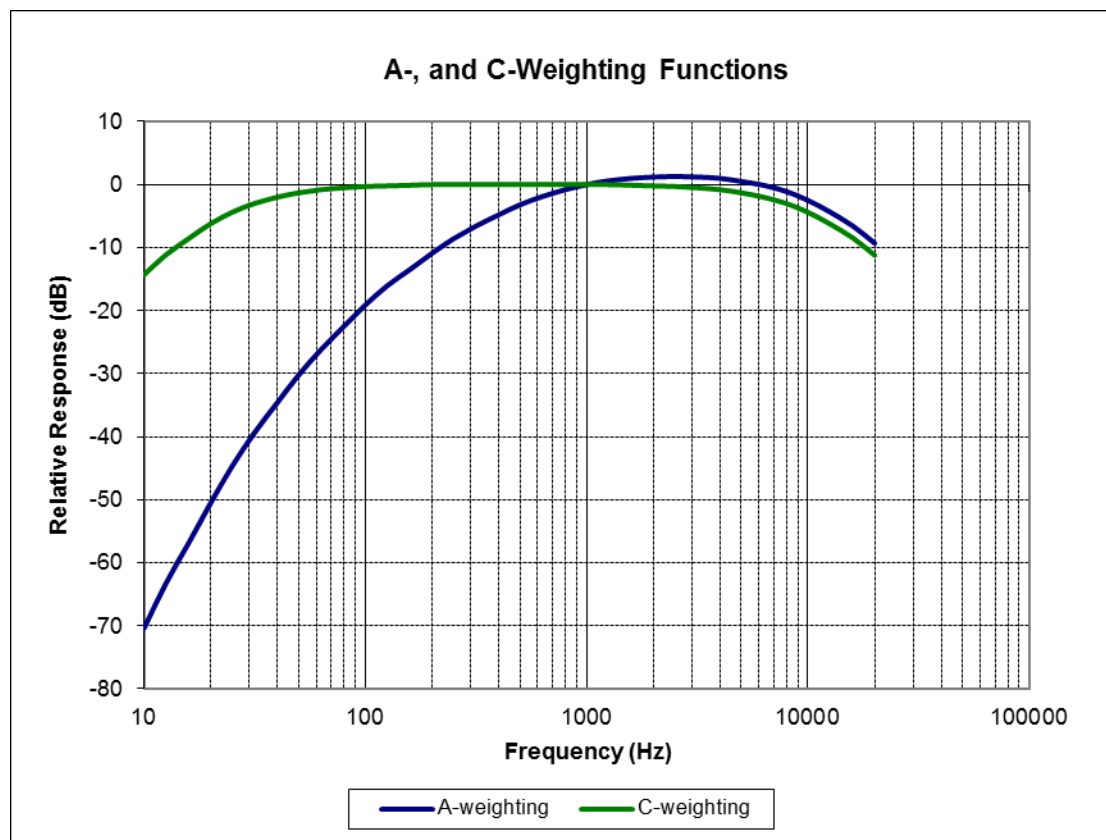
ANS-weighted	A high-frequency natural sound (HFNS) filter applied to the measured one-third octave-band data to remove seasonal noise like insects. This technique removes all sound energy above the 1,250 Hertz frequency band. The methodology for the filtration process is specified in ANSI/ASA S12.100-2014 and the sound pressure levels presented using this methodology are indicated as ANS-weighted levels (presented in dBA).
G	The portion of ground that is considered porous as defined under ISO 9613-2 (1996). This is used as part of the ground attenuation calculation between the source and receiver. For example, a G-factor of 0.5 corresponds to “mixed ground” consisting of half hard and half porous ground cover. A G-factor of zero (0) corresponds to “hard ground” consisting of surfaces with low porosity including water, and a G of 1 represents all porous ground.
Intensity (Loudness)	<p>Sound intensity is a measure of how much energy or power is transmitted. Humans do not perceive increases in sound level (loudness) in a linear manner. For this reason, sound levels are quantified in terms of a logarithmic ratio between the sound pressure of a given noise and the minimum sound pressure discernable by the human ear. This ratio is called the sound pressure level (L_p) and is always reported on a decibel (dB) scale.</p> <p>The logarithmic dB scale accommodates the wide range of sound intensities found in the environment. For example, 0 dB is the minimum discernable sound pressure at 2.9×10^{-9} lbs/in², while 140 dB is the threshold of pain at 0.029 psi. The ratio of the two sound pressures is 10,000,000, but there is only a 140-dB difference when using the logarithmic scale.</p>
Infrasound	Sound in the frequencies below 20 Hz.
ISO 9613-2 (1996)	An international standard which specifies an engineering method for calculating the attenuation of sound during outdoor propagation in order to predict the levels of environmental noise at a distance from a variety of sources. The method predicts the equivalent continuous A-weighted sound level under

meteorological conditions favorable to propagation from sources of known sound emission, and is used throughout the United States and the world.

L_{eq}	The equivalent sound level is the level of a hypothetical steady sound that would have the same energy (<i>i.e.</i> , the same time-averaged mean square sound pressure) as the actual fluctuating sound observed. The equivalent level is designated L_{eq} and is also A-weighted. The equivalent level represents the time average of the fluctuating sound pressure, but because sound is represented on a logarithmic scale and the averaging is done with linear mean square sound pressure values, the L_{eq} is mostly determined by occasional loud noises.
L_n	Or nth percentile, is the sound level exceeded “n” percent of the time during a measurement period. For example, if 100 sound levels were measured over a 10-minute period, and were sorted from highest to lowest, the L_{90} would be the 90 th lowest of the 100 values. The L_{90} is close to the lowest sound level observed. It is essentially the same as the residual sound level, which is the sound level observed when there are no obvious nearby intermittent noise sources. The L_{10} is the sound level exceeded only 10 percent of the time. It is the 10 th lowest of the 100 samples described above. It is close to the maximum level observed during the measurement period.
L_{max}	The maximum sound level over a given time period. The L_{max} is typically due to discrete, identifiable events such as an airplane overflight, car or truck pass by, or a dog bark for example.
Low frequency	Sound contained in the frequencies from 20 Hz to 200 Hz.
Octave bands	The International Standards Organization (ISO) has agreed upon “preferred” frequency bands for sound measurement and by agreement the octave band is the widest band for frequency analysis. The upper frequency limit of the octave band is approximately twice the lower frequency limit and each band is identified by its geometric mean called the band center frequency. The octave band center frequencies typically used for sound level analyses are 31.5, 63, 125, 250, 500, 1000, 2000, 4000, and 8000 Hz. When more detailed information about a noise is required, standardized one-third octave band analysis may be used.

Weighting

The sound level meter used to measure noise is a standardized instrument.¹² It contains “weighting networks” to adjust the frequency response of the instrument to approximate that of the human ear under various conditions. One network is the A-weighting network, which most closely approximates how the human ear responds to sound as a function of frequency, and is the accepted scale used for community sound level measurements. Sounds are frequently reported as detected with the A-weighting network of the sound level meter in dBA. A-weighted sound levels emphasize middle frequencies (i.e., middle pitched—around 1,000 Hertz sounds), and de-emphasize lower and higher frequencies. The C-weighting network has a nearly flat response for frequencies between 63 Hz and 4000 Hz and is noted as dBC. These are shown graphically below.



¹² *American National Standard Specification for Sound Level Meters, ANSI S1.4-1983*, published by the Standards Secretariat of the Acoustical Society of America, Melville, NY.

Appendix 7-L
References

American National Standard ANSI/ASA S1.4-1983 (R2006). 1983. *Specification for Sound Level Meters*.

American National Standard ANSI/ASA S1.11-2004 (R2009). 2004. *Specification for Octave-Band and Fractional-Octave-Band Analog and Digital Filters*.

American National Standard ANSI/ASA S1.40-2006 (R2020). 2006. *Specifications and Verification Procedures for Sound Calibrators*.

American National Standard ANSI/ASA S1.43-1997 (R2007). 1997. *Specification for Integrating-Averaging Sound Level Meters*.

American National Standard ANSI S12.9-1992/Part 2 (R2018). 1992. *Quantities and Procedures for Description and Measurement of Environmental Sound. Part 2: Measurement of long-term, wide-area sound*.

American National Standard ANSI S12.9-2013/Part 3 (R2018). 2013. *Quantities and Procedures for Description and Measurement of Environmental Sound. Part 3: Short-term Measurement with an Observer Present*.

American National Standard ANSI S12.9-2005/Part 4 (R2020). 2005. *Quantities and Procedures for Description and Measurement of Environmental Sound. Part 4: Noise Assessment and Prediction of Long-term Community Response*.

American National Standard ANSI S12.18-1994 (R2019). 1994. *Procedures for Outdoor Measurement of Sound Pressure Level*.

American National Standard ANSI/ASA S3/SC1.100-2014 & ANSI/ASA S12.100-2014. 2014. *Methods to Define and Measure the Residual Sound in Protected Natural and Quiet Residential Areas*.

Edison Electric Institute. 1984. *Electric Power Plant Environmental Noise Guide, 2nd Edition*.

Massachusetts Study on Wind Turbine Acoustics, Massachusetts Clean Energy Center and Massachusetts Department of Environmental Protection, RSG et al., 2016.

International Standard ISO 9613-2. 1996. *Acoustics – Attenuation of sound during propagation outdoors – Part 2: General method of calculation*.

U.S. DOT, Federal Highway Administration (FHWA). 2006. *FHWA Roadway Construction Noise Model User's Guide*.

World Health Organization (WHO). 1999. *Guidelines for Community Noise*.