

Orange and Rockland Utilities, Inc.

STRAY VOLTAGE TESTS AND FACILITY INSPECTIONS

**Report on the results of stray voltage tests and facility inspections
for the annual period ended December 31, 2015**

**February 15, 2016
Pearl River, New York**

Table of Contents

I.	Background	2
II.	Company Overview	2
III.	Stray Voltage Testing Program	2
IV.	Facility Visual Inspection Program.....	5
V.	Program Facilities.....	6
VI.	Annual Performance Targets.....	7
VII.	Certifications.....	9
VIII.	Analysis of Causes of Findings and Stray Voltage.....	9
IX.	Inspection Results and Analysis.....	10
X.	Quality Assurance and Control.....	12
XI.	Other Pertinent Information	13
	Appendix 1: Stray Voltage Testing Summary.....	15
	Appendix 2: Summary of Energized Objects.....	16
	Appendix 3: Summary of Shock Reports from the Public.....	17
	Appendix 4: Summary of Deficiencies and Repair Activity Resulting from the Inspection Process.....	18
	Exhibit 1: Certifications	46

I. Background

The New York State Public Service Commission's ("PSC" or "Commission") Electric Safety Standards issued on January 5, 2005 (with subsequent revisions issued on July 21, 2005, December 15, 2008, March 22, 2013 and January 13, 2015 ("Safety Standards"))¹, require electric utilities in New York State to annually stray voltage test their publicly accessible underground electric facilities, including but not limited to, manholes, service boxes, and transformer vaults. Stray voltage testing shall be conducted on the exposed surfaces of the facilities. Annual stray voltage testing shall also be conducted on Company and non-Company owned, publically accessible, metallic street light and traffic signal poles located in public thoroughfares in the Company's service territory. The Safety Standards also require the Company to stray voltage test overhead distribution facilities, underground residential distribution facilities, overhead and underground transmission facilities, and substation fences concurrently with the facility five year inspections required by the Safety Standards.

This Stray Voltage Tests and Facility Inspections Report ("Report") describes the stray voltage detection program and equipment inspection program Orange and Rockland Utilities, Inc. ("O&R" or the "Company") conducted in 2015.

II. Company Overview

O&R is an investor-owned utility that provides electric service to approximately 226,100 customers in a service area of approximately 1,000 square miles within Rockland County and parts of Orange and Sullivan Counties, New York. The Company operates an electric transmission and distribution ("T&D") system that includes 206 distribution circuits with approximately 3,048 overhead circuit miles and 1,755 conductor miles of underground cable, nearly 300 transmission circuit miles, 43 distribution substations, 2 distribution switchyards, 7 transmission substations, 4 transmission/distribution substations, 6 transition structures located in 3 transition yards and 6 transmission switchyards. The Company also owns the transmission interconnections to 6 substations for single industrial customers.

III. Stray Voltage Testing Program

➤ Testing personnel

O&R conducted separate stray voltage test programs for its transmission system and its distribution system. Non-Company labor (i.e., contractors), selected through O&R's bid selection process was used to perform the test work associated with each program.

¹ Case 04-M-0159 – *Proceeding on Motion of the Commission to Examine the Safety of Electric Transmission and Distribution Systems*, Order Instituting Safety Standards (issued January 5, 2005), Order on Petitions for Rehearing and Waiver (issued July 21, 2005), Order Adopting Changes to Electric Safety Standards (issued December 15, 2008), Order Adopting Changes to Electric Safety Standards (issued March 22, 2013), and Order Granting a Petition to Modify Electric Safety Standards (issued January 13, 2015).

➤ Equipment

To test for stray voltage, the contractor's inspectors used HD Electric Company LV-S-5 Direct Contact Low Voltage Detectors. This HD device is an independently certified low voltage AC test probe.² These probes were used to detect AC voltage on publicly accessible, conductive equipment or apparatus.

➤ Training

O&R trains the contractor personnel on the contact voltage testing and program requirements. The participants include the contractor's planners, field supervisors and administrative staff assigned to O&R's project. Subsequently, the contractor is required to train new personnel. Prior to the start of annual testing, all contractor personnel are required to attend a one day refresher course, conducted by the Company. The initial two day training program and refresher course include a review of:

- The Safety Standards;
- Company policies and procedures;
- Personal protective equipment;
- Scope of the work for stray voltage testing;
- Completing the testing form;
- Data entry process; and
- Hand-held devices and laptop requirements (increases data entry efficiency).

➤ Stray Voltage Testing

During the annual period ended December 31, 2015, O&R conducted stray voltage testing of its publicly accessible underground electric facilities, including but not limited to, manholes, service boxes, and transformer vaults. Stray voltage testing was conducted on the exposed surfaces of the facilities. Annual stray voltage testing was also conducted on Company and non-Company owned, publically accessible, metallic street light and traffic signal poles located in public thoroughfares in the Company's service territory. In addition, the Company performed stray voltage tests on its overhead distribution facilities and underground residential distribution facilities, concurrently with the facility five year inspections required by the Safety Standards.

In accordance with the Safety Standards, O&R:

- a. Immediately safeguarded and /or mitigated the eight voltage findings ≥ 1.0 volt identified in 2015, all on the overhead distribution system. Permanent repairs were made within 45 days; and,
- b. Tested all publicly accessible structures and sidewalks within a 30 foot radius of the electric facility where there was a stray voltage finding ≥ 1.0 volt.

² The HD device is certified to detect AC voltage within a range of 5 volts to 600 volts.

There are 171,244 structures that comprise O&R's T&D system and 2,036 non-Company owned metallic street light and traffic signal poles. Among the Company-owned structures, there are structures that did not require stray voltage testing for one or more of the following reasons:

- Wood poles that have no attached appurtenances capable of conducting electricity;
- Wood poles with electrically conductive appurtenances that are not accessible to the public (pre-wired wood);
- The facility is enclosed in fiberglass (non-conductive materials);
- The facility is de-energized; and/or
- The facility is deemed inaccessible to the public.

Inaccessible facilities include:

- a. Locked Gate/Fence – Poles behind locked gates and fences that are not accessible to the public, i.e., facilities located in fenced areas owned by other utilities, such as, water companies.
- b. Dangerous Grades – Poles located on cliffs and other dangerous grades are generally inaccessible to Company personnel and are approached only under urgent circumstances. The performance of stray voltage testing would constitute an unacceptable risk to the employee.
- c. Company Property – Poles located on Company property, such as substations, are accessible only to Company personnel and authorized contractors.
- d. Vaults - Structures located inside buildings. These structures are accessible only to Company and building maintenance personnel.
- e. Limited Access Highway Facilities – Structures located on highways, exit and entrance highway ramps. The performance of stray voltage testing would constitute an unacceptable risk to the employee.

In accordance with the Commission's June 23, 2011 Order³, O&R was not required to perform mobile testing during the annual period ended December 31, 2015 because there is no city with a population of at least 50,000 located in the Company's service area and the Company does not have an underground network system where mobile testing is effective.

³ Case 10-E-0271 - *Proceeding on Motion of the Commission to Examine the Mobile Testing Requirements of the Safety Standards*, Order Requiring Additional Mobile Stray Voltage Testing (issued June 23, 2011)

IV. Facility Visual Inspection Program

O&R conducted the majority of the visual inspections in conjunction with its stray voltage testing program. Separate visual inspections were performed on its fiberglass and de-energized facilities. Contractors performed the majority of the stray voltage tests and visual inspections.

The Safety Standards require O&R to visually inspect approximately 20% of its facilities annually, resulting in 100% inspection of its electric facilities every five years.

O&R visually inspects its distribution system on a five-year cycle, as prescribed by the Safety Standards and inspects its transmission system annually.

➤ Training

O&R trains the contractor personnel on the visual inspection program requirements. The participants include the contractor's planners, field supervisors and administrative staff assigned to O&R's project. Subsequently, the contractor is required to train new personnel. Prior to the start of annual testing, all contractor personnel are required to attend a one day refresher course. The initial two day training program and refresher course include a review of:

- The Safety Standards;
- Company policies and procedures;
- Personal protective equipment;
- Scope of the work for visual inspections;
- Completing the visual inspection form;
- Data entry process; and
- Hand-held devices and laptop requirements (increases data entry efficiency).

➤ Inspection Findings

In accordance with the Safety Standards, O&R classifies defects found on inspection by the following severity levels to establish priority for repairs and scheduling:

- Level I – Repair as soon as possible but not longer than one week. A Level I deficiency is an actual or imminent safety hazard to the public or poses a serious and immediate threat to the delivery of power. Critical safety hazards present at the time of the inspection shall be guarded until the hazard is mitigated.
- Level II – Repair within one year. A Level II deficiency is likely to fail prior to the next inspection cycle and represents a threat to safety and/or reliability should a failure occur prior to repair.

- Level III – Repair within three years. A Level III deficiency does not present immediate safety or operational concerns and would likely have minimum impact on the safe and reliable delivery of power if it does fail prior to repair.
- Level IV – Condition found but repairs not needed at this time. Level IV is used to track atypical conditions that do not require repair within a five year timeframe. This level should be used for future monitoring purposes and planning proactive maintenance activities.

Appendix 4, Summary of Deficiencies and Repair Activity Resulting from the Inspection Process, to this Report contains the following information:

- Deficiencies found;
- Permanent repair actions taken by year;
- Whether the repair was completed within the required timeframe; and
- The number of deficiencies awaiting repair.

The information is provided on an annual basis by priority level and by equipment groupings.

V. **Stray Voltage Testing and Inspection Program Facilities**

- Structure Categories – There are 171,244 structures that comprise O&R’s T&D system and 2,036 non-Company owned street lights and traffic signals. The Company facilities are broken down into the following four main categories:
- Distribution Overhead – There are 133,430 distribution pole structures in O&R’s service territory. Twenty percent of the distribution overhead facilities are included in both the stray voltage and inspection programs. The stray voltage testing criteria include all publicly accessible utility-owned or joint-use wooden poles with utility electrical facilities located on public thoroughfares or customer property, including backyards or alleys. Stray voltage tests are performed on all wooden poles with metallic attachments such as ground wires, ground rods, anchor guy wires, riser pipes, or any electrical equipment within reach of the general public.
- Underground Facilities – There are 30,673 underground facilities in O&R’s service territory. Twenty percent of the facilities are included in both the stray voltage (with the exception of fiberglass hand hole covers) and inspection programs. The stray voltage testing criteria includes subsurface structures and above ground structures. Included in the above ground structures are pad mount transformers and switchgear enclosures. All subsurface structures include electric utility manhole covers, submersible transformer covers and electric utility metal hand hole covers.
- Street Lights and Traffic Signals – Of the 2,505 metallic street light poles and traffic signals within O&R’s service territory, 469 are Company-owned street lights. The remaining street lights and traffic signals are owned by municipalities. All metallic

street light and traffic signal poles are included in O&R's annual stray voltage testing program. The Company-owned streetlights are included in the facility inspection program. Privately owned street lighting is not included in the stray voltage testing program, as per the Safety Standards. The stray voltage testing criteria includes all metallic street light poles, traffic signals, and pedestrian crosswalk signals located on publicly accessible thoroughfares. The large majority of street lights in O&R's service area are mounted on wooden poles, and do not require stray voltage testing because their electrically conductive surfaces are not accessible to the public. All stray voltage testing of street lights is performed at night while the fixtures are energized.

- Substation Fences and Transmission Structures – There are 69 substation fences and approximately 6,603 individual poles and towers that comprise O&R's overhead transmission system. Transmission structures support circuit voltages of 34.5 kilovolts and greater. Transmission poles with distribution under build are included in this transmission category. O&R inspects its transmission system annually. Stray voltage testing was performed on all transmission structures and substation fences in 2012. The stray voltage testing criteria includes all structures, guys, and down leads attached to the structures. As per the Safety Standards, stray voltage testing is required to be performed again in 2017.

VI. Annual Performance Targets

O&R performed the required stray voltage testing and facility inspections in accordance with the requirements and performance mechanism targets set forth in the Safety Standards.

In compliance with the Safety Standards, O&R has met the annual performance target for stray voltage testing for the annual period ended December 31, 2015. The structures tested and testing results are set forth in Appendix 1, Stray Voltage Testing Summary, of this Report.

The results are summarized in the tables set forth below.

Inspection Performance Summary

171,244 Total O&R Transmission and Distribution Structures

Inspection Year	Number of Transmission and Distribution Structures Inspected in 2015	% of Transmission and Distribution Structures Inspected in 2015	Cumulative % of Transmission and Distribution Structures Inspected During 5-Year Cycle 2015 – 2019
2015	43,588	25%	25%

133,430 Total Overhead Distribution Structures

Inspection Year	Number of Overhead Distribution Structures Inspected in 2015	% of Overhead Distribution Structures Inspected in 2015	Cumulative % of Overhead Distribution Structures Inspected During 5-Year Cycle 2015 – 2019
2015	29,923	22%	22%

6,672 Total Overhead Transmission Structures

Inspection Year	Number of Overhead Transmission Structures Inspected in 2015	% of Overhead Transmission Structures Inspected in 2015	Cumulative % of Transmission Structures Inspected During 5-Year Cycle 2015 – 2019
2015 ⁴	6,672 ⁵	100%	100%

30,673 Total Underground Structures and Pad-Mounted Transformers

Inspection Year	Number of Underground Facilities and Pad-Mounted Transformers Inspected in 2015	% of Underground Facilities and Pad-Mounted Transformers Inspected in 2015	Cumulative % of Underground Facilities and Pad-Mounted Transformers Inspected During 5-Year Cycle 2015 – 2019
2015	6,993	23%	23%

469 Total O&R Street Lights

Inspection Year	Number of Street Lights Inspected in 2015	% of Street Lights Inspected in 2015	Cumulative % of Street lights inspected during 5-Year Cycle 2015 – 2019
2015	0	0	0

**Note: Of the 2,505 street lights and traffic signals, 2,036 are non-Company owned structures and do not require inspection. Company-owned street lights were not due for inspection in 2015.*

⁴ O&R visually inspects its transmission system annually.

⁵ The total includes 69 substation fences.

VII. Certifications

Pursuant to Section 7 of the Safety Standards, the president or officer of each utility with direct responsibility for overseeing stray voltage testing and facility inspections shall provide an annual certification to the Commission that the utility has, to the best of his or her knowledge, exercised due diligence in carrying out a plan, including quality assurance, that is designed to meet the stray voltage testing and inspection requirements, and that the utility has:

- Tested all of its street lights and traffic signals within the service territory. Publically accessible overhead distribution facilities, underground residential facilities were tested concurrently with the facility inspection required in Section 4 of the Electric Safety Standards, as referred to in the body of this Report; and
- Inspected the requisite number of electric facilities.

The certifications are attached as Exhibit 1 of this Report.

VIII. Results of Stray Voltage Tests and Causes of Findings of Stray Voltage

- Of the 171,244 electrical structures that comprise O&R's T&D system and 2,036 non-Company owned equipment, 45,624 distribution structures were visited, of which 37,329 required stray voltage testing as part of its stray voltage-testing program for 2015. O&R stray voltage tested its transmission system in 2012. Pursuant to the Safety Standards, stray voltage testing is required to be performed again in 2017.

The chart below describes all Findings ≥ 1.0 volt identified and mitigated.⁶

<i>Structure Type</i>	<i>Cause of Voltage</i>	<i>Voltages Found ≥ 1 Volt</i>
Distribution Poles	Ground wire not bonded	2
Distribution Poles	Guy wire and anchor not bonded	6

Eight voltage findings ≥ 1 volt were identified on the overhead distribution system. All voltage findings were immediately safeguarded and permanently mitigated the same day.

⁶ Section 1(f) of the Safety Standards defines a Finding as "[a]ny confirmed voltage reading on an electric facility or streetlight greater than or equal to 1 volt measured using a volt meter and 500 ohm shunt resistor." Section 1(c) defines Stray Voltage as "[v]oltage conditions on electric facilities that should not ordinarily exist. These conditions may be due to one or more factors, including, but not limited to, damaged cables, deteriorated, frayed, or missing insulation, improper maintenance, or improper installation."

O&R analyzed the testing results of 2015 and determined that the predominant causes of stray voltage findings were insufficient bonding on ground and guy wires. O&R continues its quality assurance and control measures by conducting field audits to verify that the system is built to engineering standards.

In accordance with the Safety Standards, when a finding was discovered on the electric facility during stray voltage testing, the Company stray voltage tested all publicly accessible structures and sidewalks within a minimum 30 foot radius of the electric facility. Regarding the eight stray voltage finding referred to above, the Company identified no near-by structures with voltage.

IX. Inspections Results and Analysis

Of the 171,244 electrical structures that comprise O&R's T&D system, 43,588 structures were inspected during 2015. The charts below summarize the results of these inspections.

Overhead Distribution Structures

Table of Locations with Deficiencies

Locations Inspected	*Locations w/ Deficiencies	% Locations w/ Deficiencies
29,923	1,252	4%

Breakdown of Deficiencies

Level Rating	Number of Deficiencies	% Deficiencies Found
1	75	5%
2	180	12%
3	1,210	83%
Total	1,465	100%

Overhead Transmission Structures

Table of Locations with Deficiencies

Locations Inspected	*Locations w/ Deficiencies	% Locations w/ Deficiencies
6,672	163	2.4%

Breakdown of Deficiencies

Level Rating	Number of Deficiencies	% Deficiencies Found
Level 1	0	0%
Level 2	1	1%
Level 3	184	99%
Total	185	100%

Underground Facilities and Pad-mounted Transformers

Table of Locations with Deficiencies

Locations Inspected	*Locations w/ Deficiencies	% Locations w/ Deficiencies
6,993	72	1%

Breakdown of Deficiencies

Level Rating	Number of Deficiencies	% Deficiencies Found
Level 1	36	47%
Level 2	10	16%
Level 3	28	37%
Total	74	100%

Streetlights

Table of Locations with Deficiencies

Locations Inspected	Locations w/ Deficiencies	% Locations w/ Deficiencies
0	0	0%

Breakdown of Deficiencies

Level Rating	Number of Deficiencies	% Deficiencies Found
Level 1	0	0%
Level 2	0	0%
Level 3	0	0%
Total	0	0%

**Note: Number of locations with deficiencies is less than the number of deficiencies because there is more than one deficiency at a location.*

➤ **Level I Conditions**

In 2015 O&R visually inspected 43,588 structures and identified 111 Level 1 conditions. The Level 1 conditions identified on the overhead distribution system were blown lightning arrestors, floating primary wires, tree limbs on the primary wire and cracked insulators. The Level 1 conditions identified on the underground distribution system were primarily leaking pad mount transformers and hand holes with damaged covers. No Level 1 conditions were identified on the Company's transmission system.

➤ Level 2 Conditions

In 2015, 191 Level 2 conditions were identified on the T&D system. There was 1 Level 2 condition identified on the transmission system and 190 on the distribution system. The majority of the Level 2 conditions on the overhead distribution system are rungs on poles located below 8'-0", cracked cross arms and secondary wire off the pin. The one Level 2 on the transmission system was an anchor/guy condition. The majority of the Level 2 conditions on the underground distribution system are unsecured hand hole covers.

➤ Level 3 Conditions

In 2015, 1,422 Level 3 conditions were identified on the T&D system. There were 184 Level 3 conditions identified on the transmission system and 1,238 conditions identified on the distribution system. The majority of Level 3 conditions on the transmission system are wood pole deficiencies, and grounding system conditions. The remaining conditions are related to anchors/guy wires, cross arms, right of way conditions and, insect/woodpecker damage. Of the 1,210 Level 3 conditions identified on the overhead distribution system the majority are anchors and guy wire conditions, grounding conditions and conductor conditions. The majority of the Level 3 conditions on the underground distribution system are unsecured hand hole covers.

In an effort to reduce the Level 2 and Level 3 conditions, O&R continues to improve its quality assurance and control so that new construction is built to specification and the National Electrical Safety Code compliance. O&R's distribution line upgrades, capital improvements, defective pole replacement program and transmission and distribution system repair program (completing repairs on conditions identified during the inspection cycles) have resulted in an approximate 31% reduction in Level 2 and 3 conditions identified during the 2010 -2014 inspection cycle from the number of Level 2 and 3 conditions identified during 2005 through 2009.

X. Quality Assurance and Quality Control

O&R's Quality Assurance and Compliance Department is responsible for the implementation of the Company's Electric Quality Assurance Program ("Electric QA Program"). In addition to verifying compliance with the requirements of the Safety Standards, the Company's Electric QA Program is designed to promote the health and safety of the public, the reliable and economical operation of the Company's electric system, compliance with applicable electric codes and regulations, and utilization of Company resources in an efficient manner.

The O&R Electric QA Program also includes a Corrective Action Documentation and Trending procedure.⁷ The purpose of this procedure is to define the process by which

⁷ Details on the O&R Electric QA Program and the Corrective Action Documentation were included with the Company's February 18, 2005 filing with the Commission in Case 04-M-0159.

Quality Assurance and Compliance maintains a corrective action database and trends discrepancies identified by the Electric QA Program. O&R personnel implementing the Electric QA Program are independent from the Electric Operations and Electric Engineering Groups and the Company personnel responsible for the implementation of the Stray Voltage Testing and Visual Inspection Programs.

Quality Assurance (“QA”) personnel conducted a review of the Stray Voltage Testing and Visual Inspection programs during 2015. QA performed stray voltage testing and visual inspection on a selective sample of previously tested and inspected Company and municipal streetlights, overhead and underground distribution facilities to verify testing and inspection of equipment and the accuracy of data and records. QA conducted announced and unannounced field observations of field personnel to verify that tests were performed on all required structures. QA found the testing and inspections effectively performed and producing results consistent with the Electric QA Programs’ objectives.

2015 Quality Assurance and Quality Control Results

The Company’s Electric QA Program selectively sampled and retested 820 distribution structures.⁸ This statistically significant sample size exceeds the 500 units required by the latest version of ANSI Z1.4 (MIL-STD-105D) for the determination of a normal sample size for a unit population of 35,001 - 150,000. The sample selection was distributed across the various structure types.

820 Structures Sampled

Category	Number of Structures Sampled	Percentage of Sample Size
Overhead Distribution	315	38%
Underground Distribution	325	40%
Street Lights/Traffic Signals	180	22%
Total	820	100%

Of the 820 structures selected, QA identified no stray voltage conditions during retesting and the re-inspections verified the visual inspection results reported by the contractor.

XI. Other Pertinent Information

➤ Reports from the Public

As set forth in Appendix 3 to this Report, during 2015, O&R received 18 reports from customers regarding a stray voltage or shock hazard. In compliance with the Safety

⁸ As per the Safety Standards, transmission system stray voltage testing was performed in 2012 and is required to be tested again in 2017.

Standards, O&R responded, investigated and mitigated positive findings of shock incidents reported by the public.

Of the 18 incidents that were reported to O&R, 12 cases were substantiated and 6 incidents proved to be unsubstantiated. Of the 12 substantiated cases, 4 were attributable to O&R system equipment and 8 were due to non-Company equipment.

The 4 cases attributable to O&R were on the underground system. Two defects pertained to damaged street light wires. The third pertained to a faulty service neutral wire and the last was due to contractor contact with direct buried equipment. The 8 cases attributable to other parties were a result of faulty customer-owned equipment/wiring.

➤ Stray Voltage Initiatives

O&R has worked and communicated with the Department of Public Service Commission Staff on issues attendant with the implementation of the Safety Standards. O&R continues to participate in joint meetings with the other New York utilities and Department of Public Service Commission Staff to seek best practices, employ lessons learned, and promote a high degree of consistency in the implementation of the Safety Standards requirements.

➤ Temporary Repairs

In accordance with the Safety Standards, when a temporary repair is located during inspection or performed by the Company, the Company exercised its best efforts to make a permanent repair of the facility within 90 days. Identified temporary repairs that remain on the system for more than 90 days are generally due to extraordinary circumstances, e.g., storms that require extensive repair activity, equipment outage not available, or customer work required.

Appendix 1

Stray Voltage Testing Summary

Orange & Rockland Utilities, Inc. Data as of 12/31/15	2015 Total System Units	2015 System Units Tested	Percent Completed	Units with Voltage Found (>= 1.0v)	Percent of Units Tested with Voltage (>= 1.0v)	*Units Classified as Inaccessible
Overhead Distribution Facilities	133,430	27,841	21%	8	0.03%	118
Underground Distribution Facilities	30,673	6,983	23%	0	0.00%	103
Street Lights / Traffic Signals	2,505	2,505	100%	0	0.00%	0
**Substation Fences	69	0	0.00%	0	0.00%	0
**Transmission Facilities	6,603	0	0.00%	0	0.00%	0
TOTAL	173,280	37,329	22%	8	0.02%	221

** Structures classified as inaccessible are defined on page 4, of this Report.*

*** Substation fences and transmission structures were stray voltage tested in 2012. As per the Safety Standards, stray voltage testing is required to be performed again in 2017.*

Appendix 2

Summary of Energized Objects

	Initial Readings				Readings after Mitigation		
	1-4.4 V	4.5-24.9 V	> 25 V	Totals	< 1 V	1 V-4.4 V	>4.5 V
Distribution Facilities							
Pole							
Ground	2			2	2		
Guy	6			6	6		
Riser							
Other							
Underground Facilities							
Service Box							
Manhole							
Padmount Switchgear							
Padmount Transformer							
Vault – Cover/Door							
Pedestal							
Other							
Street Lights / Traffic Signals							
Metal Street Light Pole							
Traffic Signal Pole							
Pedestrian Crossing Pole							
Traffic Control Box							
Other							
Substation Fences							
Fence							
Other							
Transmission (Total)							
Lattice Tower							
Pole							
Ground							
Guy							
Other							
Miscellaneous Facilities							
Sidewalk							
Gate/Fence/Awning							
Control Box							
Scaffolding							
Bus Shelter							
Fire Hydrant							
Phone Booth							
Control Box							
Water Pipe							
Riser							
Other							

Appendix 3

Summary of Shock Reports from the Public

	Quarterly Update	Yearly Total
I. Total Shock Calls Received:	5	18
Unsubstantiated	3	6
Normally Energized Equipment	2	12
Stray Voltage:		
Person	0	2
Animal	0	0
II. Injuries Sustained/Medical Attention Received:	0	2
Person	0	2
Animal	0	0
III. Stray Voltage Source:	5	12
Utility Responsibility (Total)	0	4
Overhead Distribution System	0	0
Underground Distribution System	0	4
Transmission System	0	0
Other Utility/Gov't Agency (Total)	2	0
Streetlight	1	0
Other (Total)	1	0
Customer Responsibility (Total)	3	8
IV. Stray Voltage Range:	5	12
1.0V to 4.4V	0	0
4.5V to 24.9V	0	0
25V and above	0	0
Unknown	5	12

Appendix 4

Distribution

Orange and Rockland Utilities, Inc.															
Summary of Deficiencies and Repair Activity Resulting from the Inspection Process – Distribution															
As of 12/31/15	2011			2012			2013			2014			2015		
Overhead Facilities	I	II	III	I	II	III	I	II	III	I	II	III	I	II	III
Priority Level	I	II	III	I	II	III	I	II	III	I	II	III	I	II	III
Repair Expected	Within 1 week	Within 1 year	Within 3 years	Within 1 week	Within 1 year	Within 3 years	Within 1 week	Within 1 year	Within 3 years	Within 1 week	Within 1 year	Within 3 years	Within 1 week	Within 1 year	Within 3 years
Poles															
Pole Condition															
Number of Deficiencies	-	155	-	-	853	-	-	244	-	-	195	-	3	103	-
Repaired in Time Frame		155			773			226			195		3		
Repaired - Overdue					80			18							
Not Repaired - Not Due														103	
Not Repaired - Overdue															
Grounding System															
Number of Deficiencies	-	-	236	-	-	75	-	-	133	-	-	136	-	-	315
Repaired in Time Frame			231			75			121			84			4
Repaired - Overdue			5												
Not Repaired - Not Due									12			52			311
Not Repaired - Overdue															

Orange and Rockland Utilities, Inc.

Summary of Deficiencies and Repair Activity Resulting from the Inspection Process – Distribution

As of 12/31/15															
Overhead Facilities	2011			2012			2013			2014			2015		
Priority Level	I	II	III	I	II	III	I	II	III	I	II	III	I	II	III
Repair Expected	Within 1 week	Within 1 year	Within 3 years	Within 1 week	Within 1 year	Within 3 years	Within 1 week	Within 1 year	Within 3 years	Within 1 week	Within 1 year	Within 3 years	Within 1 week	Within 1 year	Within 3 years
Poles															
Anchors/Guy Wires															
Number of Deficiencies	-	-	98	-	-	175	-	-	474	-	-	1,829	1	-	540
Repaired in Time Frame			98			175			393			460	1		
Repaired - Overdue															
Not Repaired- Not Due									81			1,369			540
Not Repaired- Overdue															
Cross Arm/Bracing															
Number of Deficiencies	-	2	6	-	2	1	-	2	-	2	-	-	-	38	53
Repaired in Time Frame		2	6		2	1		2		2				3	
Repaired - Overdue															
Not Repaired - Not Due														35	53
Not Repaired - Overdue															
Riser															
Number of Deficiencies	-	-	-	-	-	-	-	-	-	-	-	2	-	-	40
Repaired in Time Frame												1			
Repaired - Overdue															
Not Repaired- Not Due												1			40
Not Repaired- Overdue															

Orange and Rockland Utilities, Inc.

Summary of Deficiencies and Repair Activity Resulting from the Inspection Process – Distribution

As of 12/31/15																
Overhead Facilities	2011			2012			2013			2014			2015			
Priority Level	I	II	III	I	II	III	I	II	III	I	II	III	I	II	III	
Repair Expected	Within 1 week	Within 1 year	Within 3 years	Within 1 week	Within 1 year	Within 3 years	Within 1 week	Within 1 year	Within 3 years	Within 1 week	Within 1 year	Within 3 years	Within 1 week	Within 1 year	Within 3 years	
Conductors																
Primary Wire/Broken Ties																
Number of Deficiencies	-	-	24	-	-	36	5	-	75	1	-	14	19	-	186	
Repaired in Time Frame			24			36	3		75	1		1	18		4	
Repaired - Overdue							2						1			
Not Repaired - Not Due												13			182	
Not Repaired - Overdue																
Secondary Wire																
Number of Deficiencies	-	-	-	-	1	1	-	1	3	-	-	39	-	21	62	
Repaired in Time Frame					1	1		1	3			5				
Repaired - Overdue																
Not Repaired - Not Due												34		21	62	
Not Repaired - Overdue																

Orange and Rockland Utilities, Inc.

Summary of Deficiencies and Repair Activity Resulting from the Inspection Process – Distribution

As of 12/31/15															
Overhead Facilities	2011			2012			2013			2014			2015		
Priority Level	I	II	III	I	II	III	I	II	III	I	II	III	I	II	III
Repair Expected	Within 1 week	Within 1 year	Within 3 years	Within 1 week	Within 1 year	Within 3 years	Within 1 week	Within 1 year	Within 3 years	Within 1 week	Within 1 year	Within 3 years	Within 1 week	Within 1 year	Within 3 years
Conductors															
Neutral															
Number of Deficiencies	-	-	-	-	-	-	-	1	1	-	-	-	-	9	-
Repaired in Time Frame							1						1		
Repaired - Overdue															
Not Repaired - Not Due									1					8	
Not Repaired - Overdue															
Insulators															
Number of Deficiencies	-	-	4	-	-		2	-	-	1	-	-	7	1	-
Repaired in Time Frame			4				2			1			7		
Repaired - Overdue															
Not Repaired - Not Due														1	
Not Repaired - Overdue															
Pole Equipment															
Transformers															
Number of Deficiencies	3	-	-	5	-	-	-	-	-	4	-	-	2	-	-
Repaired in Time Frame	3			5						4			2		
Repaired - Overdue															
Not Repaired - Not Due															
Not Repaired - Overdue															

Orange and Rockland Utilities, Inc.

Summary of Deficiencies and Repair Activity Resulting from the Inspection Process – Distribution

As of 12/31/15															
Overhead Facilities	2011			2012			2013			2014			2015		
Priority Level	I	II	III	I	II	III	I	II	III	I	II	III	I	II	III
Repair Expected	Within 1 week	Within 1 year	Within 3 years	Within 1 week	Within 1 year	Within 3 years	Within 1 week	Within 1 year	Within 3 years	Within 1 week	Within 1 year	Within 3 years	Within 1 week	Within 1 year	Within 3 years
Pole Equipment															
Cutouts															
Number of Deficiencies	-	-	-	-	-	-	1	-	-	-	-	-	2	1	-
Repaired in Timeframe							1						2	1	
Repaired – Overdue															
Not Repaired - Not Due															
Not Repaired - Overdue															
Lightning Arrestors															
Number of Deficiencies	-	-	2	-	-	-	4	-	-	5	-	-	31	-	-
Repaired in Time Frame			2				3			5			29		
Repaired - Overdue							1						2		
Not Repaired - Not Due															
Not Repaired - Overdue															

Orange and Rockland Utilities, Inc.

Summary of Deficiencies and Repair Activity Resulting from the Inspection Process – Distribution

As of 12/31/15															
Overhead Facilities	2011			2012			2013			2014			2015		
Priority Level	I	II	III	I	II	III	I	II	III	I	II	III	I	II	III
Repair Expected	Within 1 week	Within 1 year	Within 3 years	Within 1 week	Within 1 year	Within 3 years	Within 1 week	Within 1 year	Within 3 years	Within 1 week	Within 1 year	Within 3 years	Within 1 week	Within 1 year	Within 3 years
Pole Equipment															
Other Equipment															
Number of Deficiencies	-	-	-	-	-	-	-	-	-	-	-	-	-	-	-
Repaired in Time Frame															
Repaired - Overdue															
Not Repaired - Not Due															
Not Repaired - Overdue															

Orange and Rockland Utilities, Inc.

Summary of Deficiencies and Repair Activity Resulting from the Inspection Process – Distribution

As of 12/31/15																
Overhead Facilities	2011			2012			2013			2014			2015			
Priority Level	I	II	III	I	II	III	I	II	III	I	II	III	I	II	III	
Repair Expected	Within 1 week	Within 1 year	Within 3 years	Within 1 week	Within 1 year	Within 3 years	Within 1 week	Within 1 year	Within 3 years	Within 1 week	Within 1 year	Within 3 years	Within 1 week	Within 1 year	Within 3 years	
Miscellaneous																
Trimming Related																
Number of Deficiencies	-	18	16	-	6	4	1	14	5	1	6	21	10	7	14	
Repaired in Time Frame		18	11		6	4	1	11	5	1	6	2	10	1		
Repaired - Overdue			5					3								
Not Repaired - Not Due												19		6	14	
Not Repaired - Overdue																
Other																
Number of Deficiencies	-	-	-	-	-	-	-	-	-	-	-	-	-	-	-	
Repaired in Time Frame																
Repaired - Overdue																
Not Repaired - Not Due																
Not Repaired - Overdue																

Orange and Rockland Utilities, Inc.

Summary of Deficiencies and Repair Activity Resulting from the Inspection Process – Distribution

As of 12/31/15															
Overhead Facilities	2011			2012			2013			2014			2015		
Priority Level	I	II	III	I	II	III	I	II	III	I	II	III	I	II	III
Repair Expected	Within 1 week	Within 1 year	Within 3 years	Within 1 week	Within 1 year	Within 3 years	Within 1 week	Within 1 year	Within 3 years	Within 1 week	Within 1 year	Within 3 years	Withi n 1 week	Within 1 year	Within 3 years
Overhead Facilities Total															
Total															
Number of Deficiencies	3	175	386	5	862	292	13	262	691	14	201	2,041	75	180	1,210
Repaired in Time Frame	3	175	376	5	782	292	10	241	597	14	201	553	72	6	8
Repaired - Overdue			10		80		3	21					3		
Not Repaired - Not Due									94			1,488		174	1,202
Not Repaired - Overdue															

Transmission

Orange and Rockland Utilities, Inc.															
Summary of Deficiencies and Repair Activity Resulting from the Inspection Process - Transmission															
As of 12/31/15															
Transmission Facilities	2011			2012			2013			2014			2015		
Priority Level	I	II	III	I	II	III	I	II	III	I	II	III	I	II	III
Repair Expected	Within 1 week	Within 1 year	Within 3 years	Within 1 week	Within 1 year	Within 3 years	Within 1 week	Within 1 year	Within 3 years	Within 1 week	Within 1 year	Within 3 years	Within 1 week	Within 1 year	Within 3 years
Towers / Poles															
Steel Towers															
Number of Deficiencies	-	-	1	-	-	-	-	-	-	-	-	12	-	-	6
Repaired in Time Frame															
Repaired - Overdue															
Not Repaired - Not Due												12			6
Not Repaired - Overdue			1												
Poles															
Number of Deficiencies	-	2	145	-	-	45	-	5	138	-	-	60	-	-	76
Repaired in Time Frame		2	63			15		4	65			6			
Repaired - Overdue			5												
Not Repaired - Not Due						7			73			54			76
Not Repaired - Overdue			77			22		1							

Orange and Rockland Utilities, Inc.

Summary of Deficiencies and Repair Activity Resulting from the Inspection Process – Transmission

As of 12/31/15																
Transmission Facilities	2011			2012			2013			2014			2015			
Priority Level	I	II	III	I	II	III	I	II	III	I	II	III	I	II	III	
Repair Expected	Within 1 week	Within 1 year	Within 3 years	Within 1 week	Within 1 year	Within 3 years	Within 1 week	Within 1 year	Within 3 years	Within 1 week	Within 1 year	Within 3 years	Within 1 week	Within 1 year	Within 3 years	
Towers / Poles																
Anchors/Guy Wire																
Number of Deficiencies	-	-	9	-	-	2	-	-	2	-	-	6	-	1	11	
Repaired in Time Frame			7			2			1					1		
Repaired - Overdue			1													
Not Repaired - Not Due									1			6			11	
Not Repaired - Overdue			1													
Cross Arm/Brace																
Number of Deficiencies	-	1	14	-	-	4	-	1	5	-	1	11	-	-	15	
Repaired in Time Frame		1	5			1						1	2			
Repaired - Overdue			1					1								
Not Repaired - Not Due						3			5			9			15	
Not Repaired - Overdue			8													
Grounding System																
Number of Deficiencies	-	-	21	-	-	18	-	-	15	-	-	37	-	-	48	
Repaired in Time Frame			14			9			7			9			1	
Repaired - Overdue			2													
Not Repaired - Not Due						2			8			28			47	
Not Repaired - Overdue			5			7										

Orange and Rockland Utilities, Inc.

Summary of Deficiencies and Repair Activity Resulting from the Inspection Process – Transmission

As of 12/31/15																
Transmission Facilities	2011			2012			2013			2014			2015			
Priority Level	I	II	III	I	II	III	I	II	III	I	II	III	I	II	III	
Repair Expected	Within 1 week	Within 1 year	Within 3 years	Within 1 week	Within 1 year	Within 3 years	Within 1 week	Within 1 year	Within 3 years	Within 1 week	Within 1 year	Within 3 years	Within 1 week	Within 1 year	Within 3 years	
Conductors																
Cable																
Number of Deficiencies	-	-	-	-	-	-	-	-	-	-	-	-	4	-	-	3
Repaired in Time Frame													3			
Repaired - Overdue																
Not Repaired - Not Due													1			3
Not Repaired - Overdue																
Static/Neutral																
Number of Deficiencies	-	-	-	-	-	-	-	-	-	-	-	-	-	-	-	-
Repaired in Time Frame																
Repaired - Overdue																
Not Repaired - Not Due																
Not Repaired - Overdue																

Orange and Rockland Utilities, Inc.

Summary of Deficiencies and Repair Activity Resulting from the Inspection Process - Transmission

As of 12/31/15															
Transmission Facilities	2011			2012			2013			2014			2015		
Priority Level	I	II	III	I	II	III	I	II	III	I	II	III	I	II	III
Repair Expected	Within 1 week	Within 1 year	Within 3 years	Within 1 week	Within 1 year	Within 3 years	Within 1 week	Within 1 year	Within 3 years	Within 1 week	Within 1 year	Within 3 years	Within 1 week	Within 1 year	Within 3 years
Conductors															
Insulators															
Number of Deficiencies	-	-	1	-	-	3	-	-	2	-	-	7	-	-	10
Repaired in Time Frame			1			2			1						7
Repaired - Overdue						1									
Not Repaired - Not Due									1			7			3
Not Repaired - Overdue															
Miscellaneous															
Right of Way Condition															
Number of Deficiencies	-	-	35	-	-	3	-	-	16	-	-	26	-	-	15
Repaired in Time Frame			7						4			4			5
Repaired - Overdue			1												
Not Repaired - Not Due						3			12			22			10
Not Repaired - Overdue			27												
Other															
Number of Deficiencies	-	-	-	-	-	-	-	-	-	-	-	-	-	-	-
Repaired in Time Frame															
Repaired - Overdue															
Not Repaired - Not Due															
Not Repaired - Overdue															

Orange and Rockland Utilities, Inc.

Summary of Deficiencies and Repair Activity Resulting from the Inspection Process - Transmission

As of 12/31/15															
Transmission Facilities	2011			2012			2013			2014			2015		
	I	II	III	I	II	III	I	II	III	I	II	III	I	II	III
Repair Expected	Within 1 week	Within 1 year	Within 3 years	Within 1 week	Within 1 year	Within 3 years	Within 1 week	Within 1 year	Within 3 years	Within 1 week	Within 1 year	Within 3 years	Within 1 week	Within 1 year	Within 3 years
Transmission Facilities Total															
Total															
Number of Deficiencies	-	3	226	-	-	74	-	6	178	-	1	163	-	1	184
Repaired in Time Frame		3	97			29		4	78		1	24		1	13
Repaired - Overdue			10			1		1							
Not Repaired - Not Due						15			100			139			171
⁹ Not Repaired - Overdue			119			29		1							

⁹ The overdue repairs are scheduled to be completed in conjunction with capital projects and scheduled facility outages by year end 2017.

Underground

Orange and Rockland Utilities, Inc.															
Summary of Deficiencies and Repair Activity Resulting from the Inspection Process - Underground															
As of 12/31/15															
Underground Facilities	2011			2012			2013			2014			2015		
Priority Level	I	II	III	I	II	III	I	II	III	I	II	III	I	II	III
Repair Expected	Within 1 week	Within 1 year	Within 3 years	Within 1 week	Within 1 year	Within 3 years	Within 1 week	Within 1 year	Within 3 years	Within 1 week	Within 1 year	Within 3 years	Within 1 week	Within 1 year	Within 3 years
Underground Structures															
Damaged Cover															
Number of Deficiencies	-	-	5	3	3	4	66	30	100	17	5	5	2	10	24
Repaired in Time Frame			5	3	3	4	65	30	94	17	5	5	2		0
Repaired - Overdue							1								
Not Repaired - Not Due									6					10	24
Not Repaired - Overdue															
Damaged Structure															
Number of Deficiencies	-	-	-	4	-	-	116	-	-	16	-	-	1	-	-
Repaired in Time Frame				4			116			16			1		
Repaired - Overdue															
Not Repaired - Not Due															
Not Repaired - Overdue															

Orange and Rockland Utilities, Inc.

Summary of Deficiencies and Repair Activity Resulting from the Inspection Process - Underground

As of 12/31/15																
Underground Facilities	2011			2012			2013			2014			2015			
Priority Level	I	II	III	I	II	III	I	II	III	I	II	III	I	II	III	
Repair Expected	Within 1 week	Within 1 year	Within 3 years	Within 1 week	Within 1 year	Within 3 years	Within 1 week	Within 1 year	Within 3 years	Within 1 week	Within 1 year	Within 3 years	Within 1 week	Within 1 year	Within 3 years	
Underground Structures																
Congested Structure																
Number of Deficiencies	-	-	-	-	-	-	-	-	-	-	-	-	-	-	-	
Repaired in Time Frame																
Repaired - Overdue																
Not Repaired - Not Due																
Not Repaired - Overdue																
Damaged Equipment																
Number of Deficiencies	23	-	-	3	-	-	-	-	-	-	-	-	-	-	-	
Repaired in Time Frame	23			3												
Repaired - Overdue																
Not Repaired - Not Due																
Not Repaired - Overdue																

Orange and Rockland Utilities, Inc.

Summary of Deficiencies and Repair Activity Resulting from the Inspection Process - Underground

As of 12/31/15															
Underground Facilities	2011			2012			2013			2014			2015		
Priority Level	I	II	III	I	II	III	I	II	III	I	II	III	I	II	III
Repair Expected	Within 1 week	Within 1 year	Within 3 years	Within 1 week	Within 1 year	Within 3 years	Within 1 week	Within 1 year	Within 3 years	Within 1 week	Within 1 year	Within 3 years	Within 1 week	Within 1 year	Within 3 years
Conductors															
Primary Cable															
Number of Deficiencies	-	-	-	-	-	-	-	-	-	-	-	-	-	-	-
Repaired in Time Frame															
Repaired - Overdue															
Not Repaired - Not Due															
Not Repaired - Overdue															
Secondary Cable															
Number of Deficiencies	-	-	-	-	-	-	-	-	-	-	-	-	-	-	-
Repaired in Time Frame															
Repaired - Overdue															
Not Repaired - Not Due															
Not Repaired - Overdue															
Neutral Cable															
Number of Deficiencies	-	-	-	-	-	-	-	-	-	-	-	-	-	-	-
Repaired in Time Frame															
Repaired - Overdue															
Not Repaired - Not Due															
Not Repaired - Overdue															

Orange and Rockland Utilities, Inc.

Summary of Deficiencies and Repair Activity Resulting from the Inspection Process - Underground

As of 12/31/15															
Underground Facilities	2011			2012			2013			2014			2015		
Priority Level	I	II	III	I	II	III	I	II	III	I	II	III	I	II	III
Repair Expected	Within 1 week	Within 1 year	Within 3 years	Within 1 week	Within 1 year	Within 3 years	Within 1 week	Within 1 year	Within 3 years	Within 1 week	Within 1 year	Within 3 years	Within 1 week	Within 1 year	Within 3 years
Conductors															
Racking Needed															
Number of Deficiencies	-	-	-	-	-	-	-	-	-	-	-	-	-	-	-
Repaired in Time Frame															
Repaired - Overdue															
Not Repaired - Not Due															
Not Repaired - Overdue															
Miscellaneous															
Other															
Number of Deficiencies	-	-	-	-	-	-	-	-	-	-	-	-	-	-	-
Repaired in Time Frame															
Repaired - Overdue															
Not Repaired - Not Due															
Not Repaired - Overdue															
Underground Facilities Total															
Total															
Number of Deficiencies	23	-	5	10	3	4	182	30	100	33	5	5	3	10	24
Repaired in Time Frame	23		5	10	3	4	181	30	94	33	5	5	3		
Repaired - Overdue							1								
Not Repaired - Not Due									6					10	24
Not Repaired - Overdue															

Pad Mount Transformers

Orange and Rockland Utilities, Inc.															
Summary of Deficiencies and Repair Activity Resulting from the Inspection Process - Pad Mount Transformers															
As of 12/31/15															
Pad Mount Transformers	2011			2012			2013			2014			2015		
Priority Level	I	II	III	I	II	III	I	II	III	I	II	III	I	II	III
Repair Expected	Within 1 week	Within 1 year	Within 3 years	Within 1 week	Within 1 year	Within 3 years	Within 1 week	Within 1 year	Within 3 years	Within 1 week	Within 1 year	Within 3 years	Within 1 week	Within 1 year	Within 3 years
Pad Mount Transformers															
Damaged Structure															
Number of Deficiencies	2	1	-	14	-	-	1	-	-	-	-	-	11	-	-
Repaired in Time Frame	2	1		14			1						11		
Repaired - Overdue															
Not Repaired - Not Due															
Not Repaired - Overdue															
Damaged Equipment															
Number of Deficiencies	-	-	-	12	-	-	1	-	-	6	-	-	10	-	-
Repaired in Time Frame				12			1			6			10		
Repaired - Overdue															
Not Repaired - Not Due															
Not Repaired - Overdue															

Orange and Rockland Utilities, Inc.

Summary of Deficiencies and Repair Activity Resulting from the Inspection Process - Pad Mount Transformers

As of 12/31/15															
Pad Mount Transformers	2011			2012			2013			2014			2015		
Priority Level	I	II	III	I	II	III	I	II	III	I	II	III	I	II	III
Repair Expected	Within 1 week	Within 1 year	Within 3 years	Within 1 week	Within 1 year	Within 3 years	Within 1 week	Within 1 year	Within 3 years	Within 1 week	Within 1 year	Within 3 years	Within 1 week	Within 1 year	Within 3 years
Pad Mount Transformers															
Cable Condition															
Number of Deficiencies	3	-	-	5	-	-	-	-	-	-	-	-	-	-	-
Repaired in Time Frame	3			5											
Repaired - Overdue															
Not Repaired - Not Due															
Not Repaired - Overdue															
Oil Leak															
Number of Deficiencies	26	-	-	71	-	-	-	-	-	-	-	-	-	-	-
Repaired in Time Frame	26			71											
Repaired - Overdue															
Not Repaired - Not Due															
Not Repaired - Overdue															

Orange and Rockland Utilities, Inc.

Summary of Deficiencies and Repair Activity Resulting from the Inspection Process - Pad Mount Transformers

As of 12/31/15															
Pad Mount Transformers	2011			2012			2013			2014			2015		
Priority Level	I	II	III	I	II	III	I	II	III	I	II	III	I	II	III
Repair Expected	Within 1 week	Within 1 year	Within 3 years	Within 1 week	Within 1 year	Within 3 years	Within 1 week	Within 1 year	Within 3 years	Within 1 week	Within 1 year	Within 3 years	Within 1 week	Within 1 year	Within 3 years
Pad Mount Transformers															
Off Pad															
Number of Deficiencies	11	-	-	42	-	-	-	-	-	1	-	-	12	-	-
Repaired in Time Frame	11			42						1			12		
Repaired - Overdue															
Not Repaired - Not Due															
Not Repaired - Overdue															
Lock/Latch/Pen															
Number of Deficiencies	3	3	-	44	-	1	-	-	-	-	-	-	-	-	4
Repaired in Time Frame	3	3		44		1									
Repaired - Overdue															
Not Repaired - Not Due															4
Not Repaired - Overdue															

Orange and Rockland Utilities, Inc.

Summary of Deficiencies and Repair Activity Resulting from the Inspection Process - Pad Mount Transformers

As of 12/31/15															
Pad Mount Transformers	2011			2012			2013			2014			2015		
Priority Level	I	II	III	I	II	III	I	II	III	I	II	III	I	II	III
Repair Expected	Within 1 week	Within 1 year	Within 3 years	Within 1 week	Within 1 year	Within 3 years	Within 1 week	Within 1 year	Within 3 years	Within 1 week	Within 1 year	Within 3 years	Within 1 week	Within 1 year	Within 3 years
Miscellaneous															
Other															
Number of Deficiencies	-	-	-	-	-	-	-	-	-	-	-	-	-	-	-
Repaired in Time Frame															
Repaired - Overdue															
Not Repaired - Not Due															
Not Repaired - Overdue															
Pad Mount Transformer Total															
Total															
Number of Deficiencies	45	4	-	188	-	1	2	-	-	7	-	-	33	-	4
Repaired in Time Frame	45	4		188		1	2			7			33		
Repaired - Overdue															
Not Repaired - Not Due															4
Not Repaired - Overdue															

Street Lights

Orange and Rockland Utilities, Inc.

Summary of Deficiencies and Repair Activity Resulting from the Inspection Process – Streetlights

As of 12/31/15															
Streetlights	2011			2012			2013			2014			2015		
Priority Level	I	II	III	I	II	III	I	II	III	I	II	III	I	II	III
Repair Expected	Within 1 week	Within 1 year	Within 3 years	Within 1 week	Within 1 year	Within 3 years	Within 1 week	Within 1 year	Within 3 years	Within 1 week	Within 1 year	Within 3 years	Within 1 week	Within 1 year	Within 3 years
Street Light															
Base/Light															
Number of Deficiencies	-	-	-	-	-	-	-	-	-	-	-	-	-	-	-
Repaired in Time Frame															
Repaired - Overdue															
Not Repaired - Not Due															
Not Repaired - Overdue															
Handhole/Box															
Number of Deficiencies	-	-	-	-	-	-	-	-	-	-	-	-	-	-	-
Repaired in Time Frame															
Repaired - Overdue															
Not Repaired - Not Due															
Not Repaired - Overdue															
Service Internal Wiring															
Number of Deficiencies	-	-	-	-	-	-	-	-	-	-	-	-	-	-	-
Repaired in Time Frame															
Repaired - Overdue															
Not Repaired - Not Due															
Not Repaired - Overdue															

Orange and Rockland Utilities, Inc.

Summary of Deficiencies and Repair Activity Resulting from the Inspection Process – Streetlights

As of 12/31/15															
Streetlights	2011			2012			2013			2014			2015		
Priority Level	I	II	III	I	II	III	I	II	III	I	II	III	I	II	III
Repair Expected	Within 1 week	Within 1 year	Within 3 years	Within 1 week	Within 1 year	Within 3 years	Within 1 week	Within 1 year	Within 3 years	Within 1 week	Within 1 year	Within 3 years	Within 1 week	Within 1 year	Within 3 years
Street Light															
Access Cover															
Number of Deficiencies	-	-	-	-	-	-	-	-	-	-	-	-	-	-	-
Repaired in Time Frame															
Repaired - Overdue															
Not Repaired - Not Due															
Not Repaired - Overdue															
Miscellaneous															
Other															
Number of Deficiencies	-	-	-	-	-	-	-	-	-	-	-	-	-	-	-
Repaired in Time Frame															
Repaired - Overdue															
Not Repaired - Not Due															
Not Repaired - Overdue															
Street Light Total															
Total															
Number of Deficiencies	-	-	-	-	-	-	-	-	-	-	-	-	-	-	-
Repaired in Time Frame															
Repaired - Overdue															
Not Repaired - Not Due															
Not Repaired - Overdue															

Level IV Conditions

Orange and Rockland Utilities, Inc.										
Summary of Deficiencies and Repair Activity Resulting from the Inspection Process – Level IV Conditions										
As of 12/31/15										
Level IV Conditions	2011	2011	2012	2012	2013	2013	2014	2014	2015	2015
	Number of Conditions Found	Number of Conditions Repaired	Number of Conditions Found	Number of Conditions Repaired	Number of Conditions Found	Number of Conditions Repaired	Number of Conditions Found	Number of Conditions Repaired	Number of Conditions Found	Number of Conditions Repaired
Overhead Facilities										
Pole Condition										
Pole Condition	362	29	1,166	37	992	21	2,147	42	909	4
Grounding System	1,693	482	2,118	133	2,724	125	5,267	136	3,953	20
Anchors/Guy Wire	1,139	152	3,794	222	2,180	105	2,132	41	5,053	10
Cross Arm/Bracing										
Riser										
Conductors										
Primary Wire/Broken Ties										
Secondary Wire										
Neutral										
Insulators										
Pole Equip										
Transformers										
Cutouts										
Lightning Arrestors										
Other Equipment										
Miscellaneous										
Trimming Related										
Other										
Overhead Facilities Total	3,194	663	7,078	392	5,896	251	9,546	219	9,915	34

Orange and Rockland Utilities, Inc.

**Summary of Deficiencies and Repair Activity Resulting from the Inspection Process –
Level IV Conditions**

As of 12/31/15											
Level IV Conditions	2011	2011	2012	2012	2013	2013	2014	2014	2015	2015	
	Number of Conditions Found	Number of Conditions Repaired	Number of Conditions Found	Number of Conditions Repaired	Number of Conditions Found	Number of Conditions Repaired	Number of Conditions Found	Number of Conditions Repaired	Number of Conditions Found	Number of Conditions Repaired	
Transmission Facilities											
Towers/Poles											
Steel Towers	759		637		480		909		665		
Poles	2,567	188	3,092	235	2,067	268	3,744	210	2,177		
Grounding System	8	2	13	3	134	15	24	1	5		
Anchors/Guy Wire	19	2	30	1	23	2	28		35		
Crossarm/Brace	370	38	423	62	198	49	499	23	321	7	
Conductors											
Cable					2		2		3		
Static/Neutral											
Insulators			2				2		2	1	
Miscellaneous											
Right of Way Condition	222	12	269	15	533	5	584	2	139	41	
Other											
Transmission Facilities Total	3,945	242	4,466	316	3,437	339	5,792	236	3,347	49	

Orange and Rockland Utilities, Inc.

Summary of Deficiencies and Repair Activity Resulting from the Inspection Process - Level IV Conditions

As of 12/31/15										
Level IV Conditions	2011	2011	2012	2012	2013	2013	2014	2014	2015	2015
	Number of Conditions Found	Number of Conditions Repaired	Number of Conditions Found	Number of Conditions Repaired	Number of Conditions Found	Number of Conditions Repaired	Number of Conditions Found	Number of Conditions Repaired	Number of Conditions Found	Number of Conditions Repaired
Underground Structures										
Underground Structures										
Damaged Cover										
Damaged Structure					1				7	1
Congested Structure										
Damaged Equipment										
Conductors										
Primary Cables										
Secondary Cable										
Neutral Cable										
Racking Needed										
Miscellaneous										
Other			1		5		1		1	
Underground Structures Total	-	-	1	-	6	-	1	-	8	1
Pad Mount Transformers										
Pad Mount Transformers										
Damaged Structure	12		29		3				154	
Damaged Equipment										
Cable Condition										
Oil Leak										
Off Pad										
Lock/Latch/Penta										
Miscellaneous										
Other										
Pad Mount Transformer Total	12	-	29	-	3	-	-	-	154	-

Orange and Rockland Utilities, Inc.

**Summary of Deficiencies and Repair Activity Resulting from the Inspection Process -
Level IV Conditions**

As of 12/31/15										
Level IV Conditions	2011	2011	2012	2012	2013	2013	2014	2014	2015	2015
	Number of Conditions Found	Number of Conditions Repaired	Number of Conditions Found	Number of Conditions Repaired	Number of Conditions Found	Number of Conditions Repaired	Number of Conditions Found	Number of Conditions Repaired	Number of Conditions Found	Number of Conditions Repaired
Streetlights										
Street Light										
Base/Standard/Light										
Handhole/Service Box										
Service/Internal Wiring										
Access Cover										
Miscellaneous										
Other										
Street Light Total	-	-	-	-	-	-	-	-	-	-
Total Level IV Conditions										
Overall Total	7,151	905	11,574	708	9,342	590	15,339	455	13,424	84

Summary

Orange and Rockland Utilities, Inc.							
Summary of Deficiencies and Repair Activity Resulting from the Inspection Process							
As of 12/31/15							
Year	Priority Level /Repair Expected		Deficiencies Found (Total)	Repaired In Time Frame	Repaired - Overdue	Not Repaired - Not Due	*Not Repaired - Overdue
2011	I	Within 1 week	71	71	-	-	-
	II	Within 1 year	182	182	-	-	-
	III	Within 3 years	617	478	20	-	119
	IV	N/A	7,151	-	-	-	-
2012	I	Within 1 week	203	203	-	-	-
	II	Within 1 year	865	785	80	-	-
	III	Within 3 years	371	326	1	15	29
	IV	N/A	11,574	-	-	-	-
2013	I	Within 1 week	197	193	4	-	-
	II	Within 1 year	298	275	22	-	1
	III	Within 3 years	969	769	-	200	-
	IV	N/A	9,342	-	-	-	-
2014	I	Within 1 week	54	54	-	-	-
	II	Within 1 year	207	207	-	-	-
	III	Within 3 years	2,209	582	-	1,627	-
	IV	N/A	15,339	-	-	-	-
2015	I	Within 1 week	111	108	3	-	-
	II	Within 1 year	191	7	-	184	-
	III	Within 3 years	1,422	21	-	1,401	-
	IV	N/A	13,424	-	-	-	-

**Note: O&R plans to complete the overdue repairs in conjunction with capital projects and scheduled facility outages by year end 2017.*


Exhibit 1

CERTIFICATION
STRAY VOLTAGE TESTING

STATE OF NEW YORK)
) ss.:
COUNTY OF ROCKLAND)

Francis W. Peverly, on this 9th day of February 2016, certifies as follows:

1. I am the Vice President, Operations of Orange and Rockland Utilities, Inc. (“the Company”), and in that capacity, I make this Certification for the annual period ending December 31, 2015 (“annual period”) based on my knowledge of the testing program adopted by the Company in accordance with the Public Service Commission’s Orders issued and effective January 5, 2005, July 21, 2005, December 15, 2008, March 22, 2013 and January 8, 2015 in Case 04-M-0159 (collectively the “Orders”), including the Quality Assurance Program filed by the Company with the Commission.
2. In accordance with the requirements of the Orders, the Company developed a program designed to test (i) all publicly accessible metallic street light and traffic signal poles located in public thoroughfares in the Company’s service territory (“Street Lights”), and (ii) publicly accessible electric facilities owned by the Company (“Facilities”) in conjunction with the facility five year inspections, as identified through a good faith effort by the Company, for stray voltage (“Stray Voltage Testing Program”).
3. I hereby certify that, to the best of my knowledge, information and belief, the Company has implemented and completed its Stray Voltage Testing Program for the annual period. Except for untested structures that are identified as inaccessible in the Company’s Annual Report, submitted herewith, the Company is unaware of any Facilities or Street Lights that were not tested during the annual period.
4. I make this certification subject to the condition and acknowledgment that it is reasonably possible that, notwithstanding the Company’s good faith implementation and completion of the Stray Voltage Testing Program, there may be Facilities and Street Lights that, inadvertently, may not have been tested or were not discovered or known after reasonable review of Company records and reasonable visual inspection of the areas of the service territory where Facilities and Street Lights were known to exist or reasonably expected to be found.



Francis W. Peverly

Sworn to before me this 9th day of February, 2016

Notary Public:

JOANN E. DAGELE
Notary Public, State of New York
No. 01046006650
Qualified in Orange County
Commission Expires 4/20/ 2018

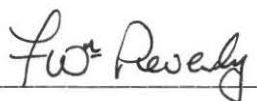


CERTIFICATION
FACILITY INSPECTIONS

STATE OF NEW YORK)
) ss.:
COUNTY OF ROCKLAND)

Francis W. Peverly, on this 9th day of February 2016, certifies as follows:


1. I am the Vice President, Operations of Orange and Rockland Utilities, Inc. (“the Company”), and in that capacity I make this Certification for the annual period ending December 31, 2015 based on my knowledge of the inspection program adopted by the Company in accordance the Public Service Commission’s Orders issued and effective January 5, 2005, July 21, 2005, December 15, 2008, March 22, 2013 and January 13, 2015 in Case 04-M-0159 (collectively the “Orders”), including the Quality Assurance Program filed by the Company with the Commission.
2. The Company has an inspection program that is designed to inspect on a five-year inspection cycle all of its electric facilities (“Facilities”), as identified through a good faith effort by the Company, in accordance with the requirements of the Orders (the “Facility Inspection Program”).
3. I hereby certify that, to the best of my knowledge, information and belief, the Company has implemented and completed its Stray Voltage Visual Inspection Program for the annual period. Except for structures that are identified as inaccessible in the Company’s Annual Report, submitted herewith, the Company is unaware of any Facilities or Street Lights that were not inspected during the annual period.



Francis W. Peverly

Sworn to before me this 9th day of February, 2016

Notary Public:



JOANN E. DAGELE
Notary Public, State of New York
No. 01046936850
Qualified in Orange County
Commission Expires 4/20/ 2018