

**Cattaraugus County Comprehensive Plan Update  
Public Information Meeting in Olean, NY  
April 29, 2014**

**Participants**

Rick Miller  
Carl Edwards  
Nick Goodell  
Cindy L. Wagner  
Eric Garvin  
Dan Hale  
Jim Boser  
Melissa O'Dell  
Robert & Kelly Keis  
James Isaacson  
Earl McElfresh  
David McCoy  
Maureen Curry

Bobby and Ruthe Riehle  
Larry Sorokes  
David Koch  
Gerald Maerten  
Paul Bishop  
Rick Lamberson  
Chuck & Phyllis Couture  
Julie Chartreau  
David Zilker  
David & Julie Dougherty  
John Padlo  
Bob & Holly Fischer  
Crystal Abers

## Cattaraugus Comprehensive Plan Update Meeting Summary: Public Information Meeting Machias, May 8, 2014

---

The second Public Input Meeting for the Cattaraugus County Comprehensive Plan Update was held on Thursday, May 8<sup>th</sup>, 2014 at the King Memorial Library in Machias, New York.

The meeting began with an open house, where attendees could view maps and talk individually with staff from the County and the planning consultants. The formal portion of the meeting began with a welcome from James Isaacson from the Cattaraugus County Planning Department, who provided a brief discussion of the reasons why the County is preparing a new Comprehensive Plan. He introduced the planning consultants, Drew Reilly and Ellen Parker from Wendel, who gave a short presentation on the Comprehensive Plan, its purposes and its benefits. Carol Horowitz from Allegheny Planning Services assisted. Following the presentation, they opened the floor to comments and discussion, in order to obtain input on ideas for the County's future direction.

The following is a summary of the comments received.

- Mineral Rights:
  - Towns should establish their own gravel and sand pits, rather than paying for gravel/sand
  - County OK'd testing for mineral resources several years ago
- Preserve prime agricultural lands (continue farming)
  - Right to Farm laws
  - Allow farmers to develop the frontage, but maintain farms on the backlands
- Control where driveways are allowed (access management), particularly where there are curves in the road. Need to maintain good sight lines/ avoid blind driveways
- Infrastructure maintenance
  - Vehicles and equipment are larger and heavier, and results in wear and tear
  - Consider shared services for DPWs
- Over-regulation of businesses is a problem – the more regulation there is the greater burden on our children
- Be careful that zoning doesn't over-regulate
  - 50% of municipalities in the County have zoning
  - Zoning can impede development
- People who invest in the area are committed to this area – encourage investment (in businesses, homes)
- There are many seasonal homes in the northern portion of the County
- It is important to protect water quality, both groundwater and surface water. Many homes are on private wells
- Establish "Growth Areas" vs. "Non-growth Areas" – keep rural areas rural and protected from growth, while investing in Cities and Villages
- County resources that rural communities need: e.g. care for the elderly; Agricultural protection

- Balance the distribution of county resources- don't forget the rural ("non-growth") areas
- Transportation:
  - Roads need work
  - Address transportation needs of disabled/elderly (paratransit, rides to medical appointments, etc.)
  - Progress has been made on expanding bus service throughout County, but more could be done
- Broadband access is a need
- Education:
  - Keep field trips local – helps support local businesses, teaches students about local area
  - Local Options for field trips: Rock City, Bicentennial Wagon Trail
- Condition/ lack of Infrastructure is impediment to bringing development to County
- Job training – businesses train their own workforce
- Pioneer School District is one of the largest employers in the County
  - Source of significant amount of wages
  - Encourage teachers to live locally
  - Encourage hiring locally
  - Need to keep teachers here
- Franklinville is a bedroom community – people work in other communities, and shop where they work, which hurts local businesses
- Trains in northern part of County are not well known
  - Snowmobile trails
  - Hiking trails
  - Holiday Valley
- Tourism Assets:
  - Peaceful
  - Small B&Bs
  - Agricultural tourism
  - Camp grounds
  - Sculpture park
  - How do we take advantage of this? How to capitalize on these assets?
- JCC Campus – part of state development program
- Create incentives to reuse existing buildings
- Promote programs that help retain businesses - retention can be as important as growth
- Amish – the horse and buggies can be a safety issue on the road
- Weather as an asset-capitalize on what we have: four seasons, pleasant summers. Ellicottville has taken advantage of seasonality.

**Cattaraugus County Comprehensive Plan Update  
Public Information Meeting in Machias, NY  
May 8, 2014**

**Participants**

Jacob Mountain  
Gene Tingue  
Donna Vickman  
Kathy Kellogg  
William Sprague  
Mark Kless

Matthew Bull  
Carol Dill  
Constance Walker  
David Zilker  
Carla Maul  
Paul Bishop

## Cattaraugus Comprehensive Plan Update Meeting Summary: Public Information Meeting Little Valley, May 14, 2014

---

The third Public Input Meeting for the Cattaraugus County Comprehensive Plan Update was held on Wednesday, May 14<sup>th</sup>, 2014 at the Cattaraugus County offices in Little Valley, New York.

The meeting began with an open house, where attendees could view maps and talk individually with staff from the County and the planning consultants. The formal portion of the meeting began with a welcome from James Isaacson from the Cattaraugus County Planning Department, who provided a brief discussion of the reasons why the County is preparing a new Comprehensive Plan. He introduced the planning consultants, Ellen Parker from Wendel, who gave a short presentation on the Comprehensive Plan, its purposes and its benefits, along with Carol Horowitz from Allegheny Planning Services. Following the presentation, they opened the floor to comments and discussion, in order to obtain input on ideas for the County's future direction.

The following is a summary of the comments received.

- Attendees were asked to complete the sentence: "The best thing about Cattaraugus County is..."  
Answers included:
  - The Outdoors: scenery, parks, trees, mountains
  - Convenient Location: easily accessible to NYC, Niagara Falls, Finger Lakes
  - Good transportation systems: roads, rail, trails
  - High quality local government support: e.g. local police and fire
  - Farmland/ agricultural lands
- Gravel – county has good mineral resources for gravel
- NY Amish Trail
- Four Seasons of fun
  - Year round recreation
  - Allegany State Park
  - Native Americans
  - Festivals in Towns
- Salamanca Rail Museum
  - There is the opportunity to tie into other rail features
  - Excursion train from Jamestown
- Need better standards for signage for tourism features
  - Too many signs results in visual clutter – hard to find isolate a specific sign
  - Not the right kind of signs: they don't effectively promote the sites
  - Need to think about the next generation of "signage" – computers and social media and "apps" as a means to let visitors know about attractions, events
- Broadband and cell phone coverage is an issue – particularly with concept of "apps" – inconsistent service

- Quality of infrastructure: Budget constraints affect what can be repaired (roads, etc.)
- Need to prioritize recreation and economic development – high quality of life is a factor in where businesses choose to locate
- Focus economic development on smaller start-ups – locally grown businesses are more likely to stay in the area
- Support manufacturing and agriculture – mainstays of Cattaraugus County economy
- Students- partner with local businesses (internships, etc.) to learn skills, get workforce ready
- Problem: taking students to field trips in Buffalo costs \$400 per trip for transportation costs
- Need for better, more access to public transportation
- Transportation services in more rural areas is almost non-existent
- Example: Randolph is closer to Jamestown than Olean. Would make sense to take advantage of transportation services out of Jamestown, but service areas don't cross county lines.
- Senior citizens need more transportation options
- Aging population is an issue that needs to be addressed
- Workforce training: local School Districts are partnering with colleges to offer better training
  - FFA – re-established to support training in agricultural issues
  - Cornell Co-operative Extension
  - BOCES – career and vocational training
  - JCC –workforce training
- Natural Resources
  - Forestry, mineral extraction
  - Tension between resource preservation and extraction
- Seasonal housing: there is potential for attracting development of second homes targeting residents from Buffalo area who want to own second homes in the county (country homes)
- Need to balance presence of prime agricultural lands with gravel resources and building opportunities in the same area
- Roads are in poor condition
- Creeks and streams – untapped potential for boating, kayaking. Impediments: lack of shoreline access (boat launch sites)
- Respect private property rights
- Promote opportunities around outdoor recreation
  - Pat McGee Trail -Volunteer maintained, beautiful trail
  - Other trailway connections
- Promote Route 219 Expansion
- Historical Societies – many of the County's Towns and Villages have excellent historical societies that preserve history, could be more of an attraction – the County's rich history is an asset
- No sprawl
- Population boomed in the 1970s, and has been declining since.
- Poverty is a problem: in the Pioneer School District, 52% of students qualify for free or reduced cost lunches. Many families are working two jobs and still not able to pay the bills
  - Housing in the County is affordable, but need more diversity. In particular, there is a lack of enough housing appropriate for seniors (one floor, accessible)

- Transportation system is inadequate, especially for seniors and youth who may not be able to drive cars
- Housing
  - Affordable, but what is quality, livability of housing?
  - Need more apartments for young adults and families
  - Need a more diverse housing mix
- New development will increase the tax base
- Cattaraugus offers a lot of services to Seniors and Youths – high quality and comprehensive service, particularly for a rural county
- Regulations on agriculture will have an impact
  - EPA new regulations on wetlands – ditches, low spots to be regulated
- Cost of energy will become a larger issue
- Impacts of lack of jobs
  - Homelessness increases
  - Fewer resources to address needs

**Cattaraugus County Comprehensive Plan Update  
Public Information Meeting in Little Valley, NY  
May 14, 2014**

**Participants**

Chuck Chamberlain  
Howard Van Rensselaer  
Florence Fuller  
Mike & Susan Zaprowski  
David Zilker  
Jeannene Wagner  
Joe Pillittere

Gene C. Tingué  
Al & Hannah Stocker  
Sharon Huff  
Tim Bigham  
Tonia Hall  
Sue Lubuhn  
Crystal Abers



## Goals and Vision for Cattaraugus County



### ***Cattaraugus County will retain its vital, rural Character***

- Protect the natural beauty that makes Cattaraugus County the “Land of the Enchanted Mountains”
- Recognize the importance of small towns and villages, farmland, forested land and scenic vistas and other elements of “Country Life” that contribute to the County’s rural character
- Maintain our rural atmosphere in support of economic development purposes, particularly for tourism-related business
- Encourage new growth in appropriate locations, where there is already development and infrastructure to support it, and promote sustainable development within those communities
- Strive to create complete communities where we can address issues such as care for the elderly, transportation choices, and creating healthy economies for our small towns and village centers

### ***Cattaraugus County will have a strong, sustainable economy where residents can support their families and their quality of life***

- Support economic development and job training
- Encourage a greater range of employment opportunities to sustain a strong local economy and improve local quality of life
- Support our existing local business owners and attract new employers
- Promote development of new businesses through entrepreneurship and encourage locally-grown businesses
- Facilitate cooperation between employers and the education system to ensure a better match between the types of jobs available and skills of potential employees
- Strive to provide the infrastructure needed in support of economic development, such as high-speed internet and adequate roads
- Develop partnerships between government and business leaders to work together toward a healthy local economy
- Recognize the importance of community character, environmental features and outdoor recreation to the economy

### ***Cattaraugus County will protect its important environmental features – for both their ecological and their economic value***

- Recognize the important ecological role provided by the County’s wetlands, floodplains, forests, mineral resources, streams, rivers and other environmental features, and their importance to the health of the environment
- Educate residents about how these features contribute to rural character and quality of life
- Develop a better understanding about how environmental features are important to the economic base of the County, contributing to the agricultural, mining, forestry and tourism sectors
- Facilitate coordination among municipalities for the protection and stewardship of environmental features that cross municipal boundaries

### ***Cattaraugus County will preserve and promote its agricultural heritage and economy***

- Recognize the importance of agriculture to the County, as an economic driver, an element of community character, and a way of life
- Support agriculture against nuisance suits
- Encourage the development of the next generation of farmers
- Encourage the sustainability of agriculture, economically and environmentally
- Support the policies of the County’s Agricultural Protection Plan

## Goals and Vision for Cattaraugus County



### ***Cattaraugus County will revitalize and restore its historic settlements – the villages, hamlets and cities – as strong, attractive, vital centers***

- Recognize the importance of the County’s historic settlements to the County’s character, economy and quality of life
- Designate these areas as priority growth areas for investment by both the public sector and the private sector to create healthy, attractive, safe places to live
- Encourage new businesses to locate in traditional downtown areas
- Promote high quality, effective infrastructure within these developed areas

### ***Cattaraugus County will promote a greater range of options for transportation and for housing for our residents***

- Support development of bicycle infrastructure (widened shoulders, pathways, etc.)
- Encourage the cities and denser villages to have a connected pedestrian network
- Support a well-maintained, interconnected road network that both connects local communities and links Cattaraugus County to the region and beyond
- Explore paratransit, ride share, van service and other creative means of providing transportation alternatives.
- Encourage new housing types within traditional neighborhoods, including housing suitable for an aging population, and housing that appeals to young adults and families

### ***Cattaraugus County will foster local arts and cultural organizations and promote tourism***

- Recognize the importance of the arts and cultural communities and local colleges and universities both as a component of the economy and for their contributions to quality of life
- Promote coordination among various arts and cultural organizations and assist those organizations in marketing their activities both within and outside of Cattaraugus County
- Partner with the Seneca Nation and the Amish community to promote the unique arts of those communities, as appropriate
- Acknowledge the prominent role of tourism in the local economy and promote the continued growth of this sector
- Continue to develop the network of recreational trails
- Encourage the development of an intra-community plan for a water-based “blue” trail that will link the communities connected by the Allegheny River and support the construction of facilities to further the use of this resource

### ***Cattaraugus County will promote healthy and safe communities***

- Work with local communities to develop and retain an appropriate level of emergency services, such as firefighters and ambulance service
- Support a range of health care facilities and services, including hospitals and clinics, to provide adequate and timely health care to County residents
- Partner with the health care and business communities to attract and retain health care professionals

# CATTARAUGUS COUNTY COMPREHENSIVE PLAN

Cattaraugus County adopted its first and only Comprehensive Plan in 1978. We are working on an update to this plan, which will guide development and investment across the County. The new Plan will reflect current priorities and policies, and it will update the community's vision for the future. The new Plan will help us identify future projects, obtain funding to implement our goals, and promote coordination across the County's Cities, Towns and Villages. The Plan will place an emphasis on protecting the positive aspects of the County and addressing issues that the County faces.



Please provide your input on what ideas and recommendations the County take undertake:

***Cattaraugus County will retain its vital, rural Character***

What can the County do to protect the natural beauty of the County and its small towns and villages? Where should the County invest in order to support new growth at the right scale and right locations?

*Ideas:*

***Cattaraugus County will have a strong, sustainable economy where residents can support their families and their quality of life***

What actions should the County take in support of a healthier economy?

*Ideas:*

***Cattaraugus County will protect its important environmental features – for both their ecological and their economic value***

Are there special environmental features to prioritize? What can the County do to protect its wetlands, floodplains, forests, mineral resources, streams, rivers and other environmental features?

*Ideas:*

***Cattaraugus County will preserve and promote its agricultural heritage and economy***

How can the County support agriculture and encourage the development of the next generation of farmers?

*Ideas:*

**Cattaraugus County will revitalize and restore its villages, hamlets & cities as strong, attractive, vital centers**

What actions or projects will help the County's traditional downtowns and neighborhoods? How can we encourage private investment? How can the County help?

*Ideas:*

**Cattaraugus County will promote a greater range of options for transportation and for housing**

How can we support more choices for how to get around (bikes, walking, bus, etc.)? What different types of housing should there be (seniors, young adults and families, etc.)?

*Ideas:*

**Cattaraugus County will foster local arts and cultural organizations and promote tourism**

What can Cattaraugus County do in support of arts and culture? What about tourism? Land trails? Water trails?

*Ideas:*

**Cattaraugus County will promote healthy and safe communities**

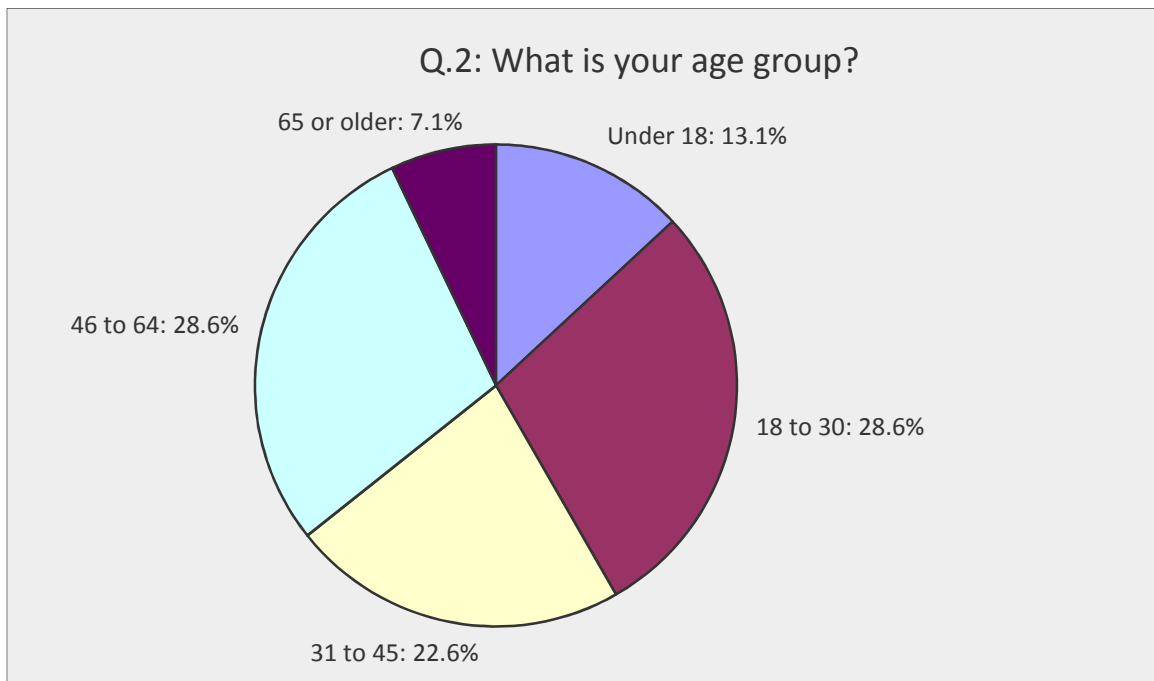
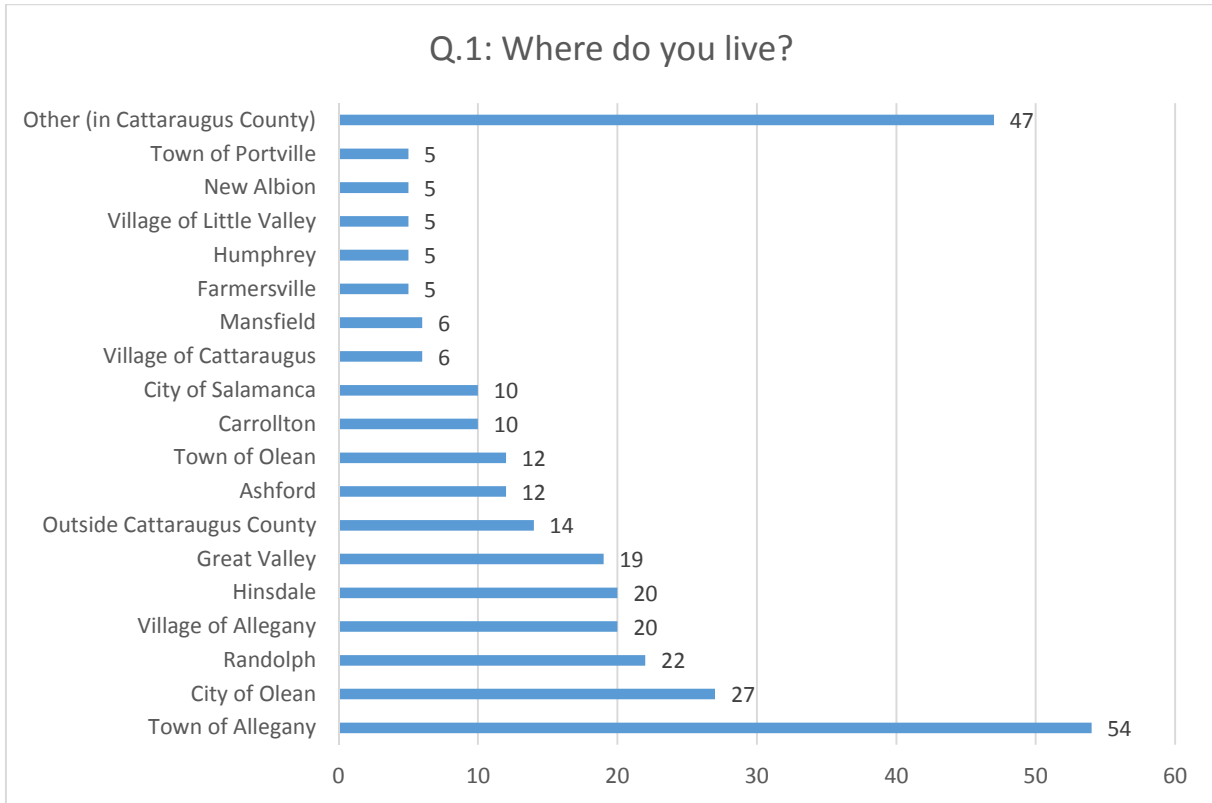
What is needed to keep the County's citizens safe and healthy? How can the County help support local communities with emergency services, such as firefighters and ambulance service? Do you have any ideas for improving access to health care?

*Ideas:*

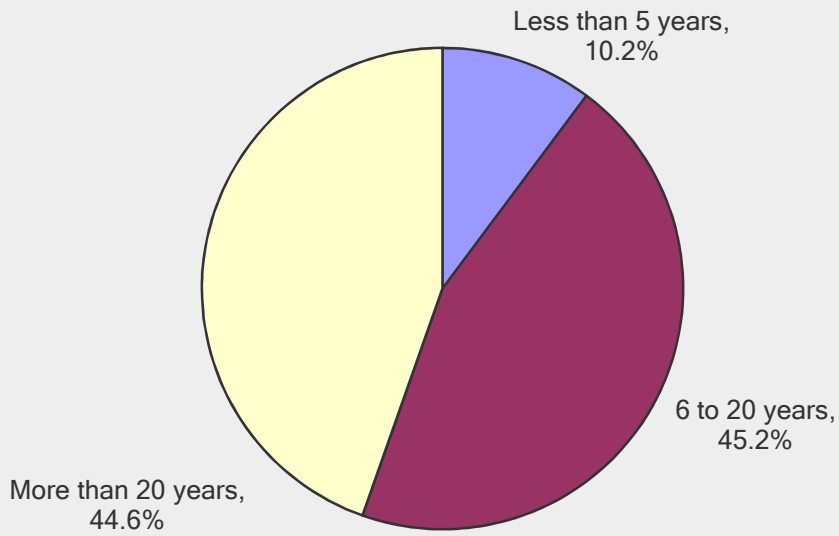
**Did we miss any important issues? What are they?**

## Cattaraugus County Comprehensive Plan – Survey Summary

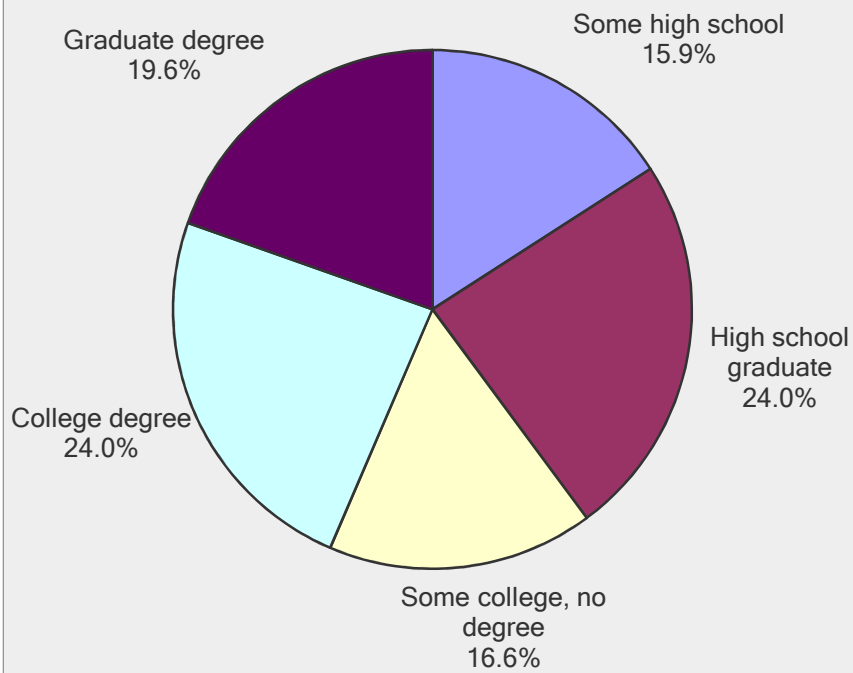
This document summarizes the results of the Survey that was taken for the Cattaraugus County Comprehensive Plan. A total of 303 people responded to the survey.



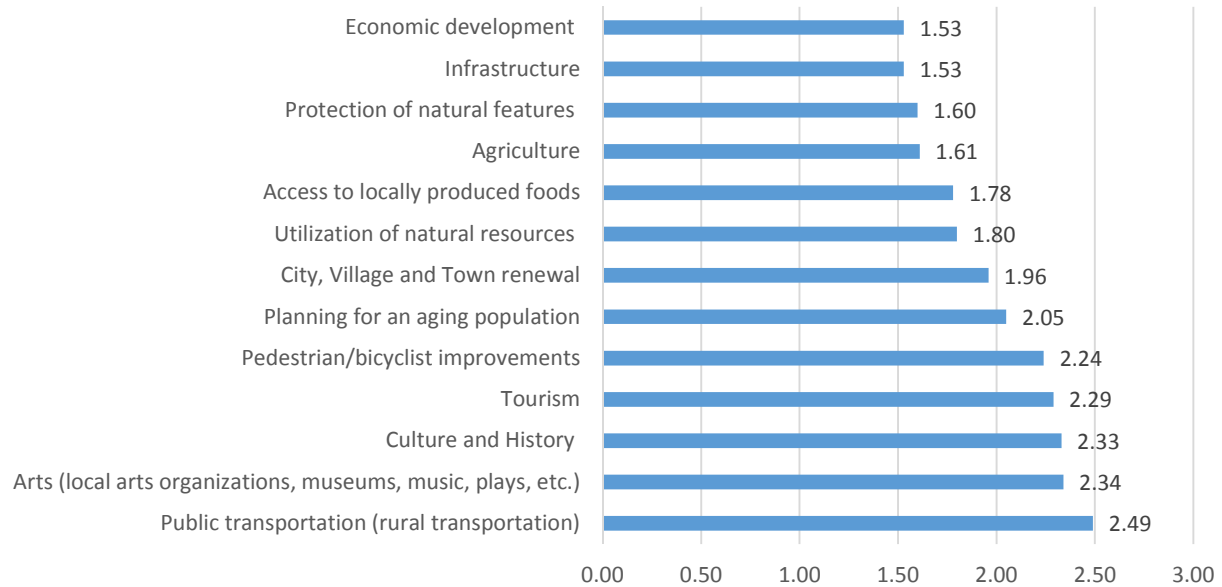
Q.3: How long have you lived in Cattaraugus County?



Q.4: What is the highest level of education that you have completed?



### Q.5: Topics Ranked by Importance to Cattaraugus County\*

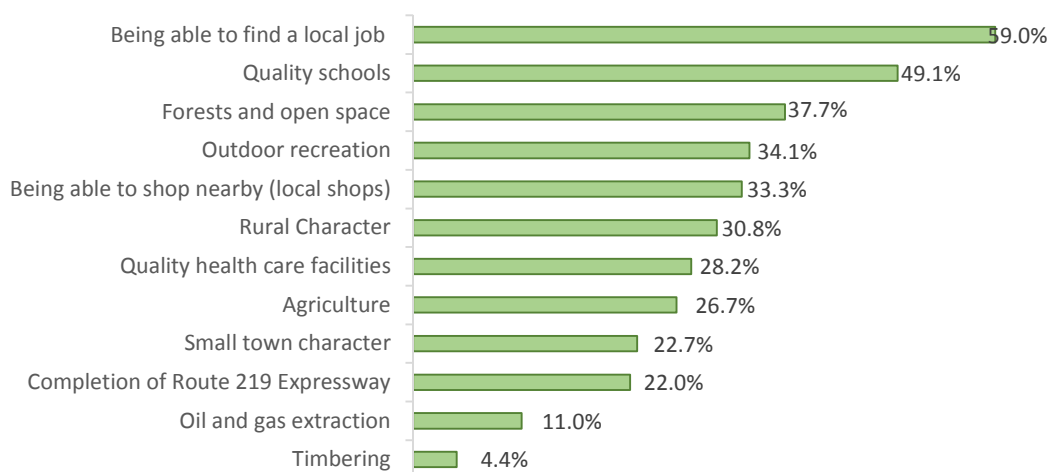


\* Note: Items ranked by average rating, where 1 is most important and 4 is not important. Highest priority items have lowest average scores.

### Q.6: Please pick the sentence that best matches your preference.

|  |       |
|--|-------|
| Cattaraugus County should strive to stay rural in character and limit new growth.  | 13.0% |
| Cattaraugus County needs to grow, but growth should be concentrated in and around our existing cities, villages and hamlets, and not in areas not served by existing infrastructure. | 62.2% |
| Growth is progress and Cattaraugus County should not try to limit growth and development in any way.   | 24.8% |

### Q.7: Which aspects are most important to you?



# CATTARAUGUS COUNTY COMPREHENSIVE PLAN

---

Public Information Meetings  
Round 2: September/October 2014

## AGENDA/ACTIVITIES

- A. Open House Portion (Doors Open at 6:30 pm)
  - 1. Sign-In Table
  - 2. Handouts (Brochure, Draft Goals, comment form)
  - 3. Place dot on Map where you live – Same map from first round, different colors
  - 4. Activities
    - a. Maps/ data available
    - b. Survey Summaries
    - c. Copies of relevant other studies
    - d. Project Team available for discussions/ questions
  
- B. Presentation (Starts at approximately 7:00 pm)
  - 1. Welcome/ Introductions– County
  - 2. Brief Overview of County Comprehensive Plan
  - 3. Schedule - where we are in the process
  - 4. County's role: advise, educate, influence, invest, direct control (e.g. County roads)
  
- C. Facilitated Discussion (at approximately 7:15 pm)
  - 1. Goals – Initial ideas on recommendations by topic
  - 2. General Question and Answer as needed
  
- D. Break Out Groups (at approximately 7:30 pm)
  - 1. Base Map exercise – growth & preservation
  - 2. Additional comments on future of County
  
- E. Closing Remarks, Thank You, How to Stay Informed



## **Cattaraugus Comprehensive Plan Update Meeting Summary: Public Information Meeting Olean, September 29, 2014**

---

A Public Input Meeting for the Cattaraugus County Comprehensive Plan Update was held on Tuesday, September 29<sup>th</sup>, 2014 at the Jamestown Community College campus in Olean, New York.

The format of the meeting was similar to the first round of meetings, with an open house, followed by a brief presentation and open discussion. During the open house, attendees were given handouts that summarized the draft goals for the Plan. Updated maps and additional graphs were available for viewing. The discussion section of the meeting was structured around getting input and comments on the proposed goals. The attendees were then split into two groups for more focused discussion on ideas for recommendations, using a base map of the County to structure the discussion. The following is a summary of the comments received.

### **I. Open Discussion**

#### **A. Rural Character:**

- Concern with hydrofracking and its potential effect on rural character, environmental problems
- Alternative view: allow controlled hydrofracking in a responsible manner – there is a history of oil wells in the County, and creates economic value.
- It was noted that regulating hydrofracking is a State issue
- Support for cottage industries that can help bring in tourism
- Support for a working landscape – with proper controls
- Need for proper planning and code enforcement
- County can provide technical assistance to municipalities
- Assets that contribute to rural character include Rock City Park, Pfeiffer Nature Center, Allegany State Park
- Tourism can be year-round – e.g. snowshoeing

#### **B. Economy**

- Support eco-based tourism (i.e. kayak rentals, Machias)
- Job training – issue is trying to retain college aged residents
- Need for technology education – match training to available local jobs
- JCC programs/ Start Up NY – starting to address this issue
- Also need for basic job skills training (work hard, show up)
- High speed internet should be a top priority because it is increasing important for economic development. Jobs can be less geographically-based with high speed internet (can run a business with national reach from anywhere on-line)

- Quality of Life – make area attractive so people want to live here. Increasingly, people choose location first and job second.
- River Trail – should encourage new businesses to start up along the trail.
- County role: Tourism support

#### C. Environment

- Hellbender salamander – local species that is indicator of healthy environment (can only thrive in certain conditions) – shows that Cattaraugus County has high quality environment. Need to keep this standard
- Eco-tourism has potential
- Watershed issues – need to make sure to maintain water quality
- Mountains and viewsheds important

#### D. Arts, Culture & Tourism

- Trails – need to create more connections between trail systems
- Tuna Valley trail system at the Pennsylvania border – Tuna Creek water system has high ecological value
- Marilla Reservoir in Bradford as a model – attracts visitors from outside the area
- Interconnect the cities and village to the trail systems (connect urban to rural areas)
- Arts & Culture – Visual and Performing Arts Center – home for artists, with auditorium, studios, stores, etc. (Niagara Falls Art center as model)
- Franklinville as a potential location for arts center, using new high school auditorium
- Affordable, accessible, with programming
- County role: comprehensive trails planning:
  - Prioritize routes/ connections;
  - Support local trails groups;
  - Identify public lands that may be available for connections/ extensions to existing trails system

#### E. Transportation

- Sidewalks – County can help with grant applications, educate municipalities on proper tree selection (so tree roots don't damage sidewalks)
- Bus system – OATS bus is limited service (not county-wide)
- Need better outreach on what is available
- GBNRTC as MPO does not cover Cattaraugus County

#### F. Housing

- Incentives to develop more housing in downtowns
- Tax incentives?

- Incentives to develop greater diversity of housing

#### G. Health & Safety

- Crime is relatively low, although there is concern about rising crime rates

## II. **Break-Out Sessions**

**Cattaraugus County Comprehensive Plan Update  
Public Information Meeting in Olean, NY  
September 29, 2014**

**Participants**

Bob & Holly Fischer  
Rob & Lindy Mrowka  
Eric Garvin  
Joseph Pillittere

Tina Hastings  
Julie Chartreau  
Melissa Meyers  
Lois Zendarski

## **Cattaraugus Comprehensive Plan Update Meeting Summary: Public Information Meeting Randolph, October 2, 2014**

---

A Public Input Meeting for the Cattaraugus County Comprehensive Plan Update was held on Thursday, October 2<sup>nd</sup>, 2014 at the Randolph Community Center in Randolph, New York.

The meeting consisted of an open house format, followed by an informal discussion on topics related to Cattaraugus County. The following summarizes the comments received.

- Trails can be an important tourism draw - the Kinzu Skyway attracts 500,000 visitors per year. A similar attraction could be built in Zoar Valley.
- A comprehensive system of trails is better – hubs and linkages.
- Problem: implementation – it is difficult to get a trail funded, built and maintained.
- Anecdotally, 60% of gasoline sales in the Village of Cattaraugus in the winter are for snowmobiles - economic development.
- There is also equestrian use on local trails.
- Should explore rights-of-ways/ rails to trails opportunities.
- Trails can be helpful for ancillary use: green infrastructure, culverts, erosion protection for the watershed; right-of-way for other infrastructure.
- Energy is an important issue in Cattaraugus County – should be addressed comprehensively: solar, hydrofracking, geothermal, wind, etc.
- Development, particularly any energy development, should be carefully regulated to minimize problems.
- Cattaraugus Local Development Corporation (LDC) – is a vehicle to help small businesses. In 1996, it raised \$4 million to create a revolving loan fund. Also helped implement the Pat McKee Trail.
- Cattaraugus County has traditionally had an industrial base: Sutter Brothers, Cattaraugus Cutlery, Dahl Tile, Bush Brothers, Dresser Rand- most of those firms have closed.
- It is difficult to build a comparable economy on tourism – jobs tend to be lower wage, seasonal.

**Cattaraugus County Comprehensive Plan Update  
Public Information Meeting in Olean, NY  
September 29, 2014**

**Participants**

Bob & Holly Fischer  
Rob & Lindy Mrowka  
Eric Garvin  
Joseph Pillittere

Tina Hastings  
Julie Chartreau  
Melissa Meyers  
Lois Zendarski

## **Cattaraugus Comprehensive Plan Update Meeting Summary: Public Information Meeting Little Valley, October 7, 2014**

---

A Public Input Meeting for the Cattaraugus County Comprehensive Plan Update was held on Tuesday, October 7<sup>th</sup>, 2014 at the County Office Building in Little Valley, New York.

The format of the meeting was similar to the first round of meetings, with an open house, followed by a brief presentation and open discussion. During the open house, attendees were given handouts that summarized the draft goals for the Plan. Updated maps and additional graphs were available for viewing. The discussion section of the meeting was structured around getting input and comments on the proposed goals. The attendees were then split into two groups for more focused discussion on ideas for recommendations, using a base map of the County to structure the discussion. The following is a summary of the comments received.

### **I. Open Discussion**

#### **A. Rural Character:**

- Need balanced growth to sustain and prosper
- Development benefits the tax base – don't inhibit growth
- Growth needs to be sensitive to character – be compatible with "Enchanted Mountains"
- Need to encourage growth where we have lost population – e.g. Olean

#### **B. Economy**

- JCC – has advance manufacturing training center – asset for County
- Olean Business Incubator – encourages start-up businesses
- Need to encourage small business, help them grow
- County can leverage investment
- Support internships
- IDA can help spur business growth through incentives
- Importance of place-making in economic development – creating a strong sense of place attracts investment
- Creating temporary improvements (e.g. trees in pots, public art, etc.) helps people visualize how places can be improved, made more vital and attractive
- "Story of Place" – a methodology that bases economic development on the inherent character of a location. Cattaraugus County has traditionally been a working landscape (oil, forestry, gravel, agriculture, etc.)
- Costs of regulation are an impediment

### C. Environment

- Tree canopy is an important environmental feature in the County –forestry practices should be sensitive to that and be sustainable
- Allegany State Park is Forever Wild (not even controlled forestry allowed)
- Lumber mills – there are three in the County, plus Amish mills
- Louisville sluggers were originally made from trees forested in Ellicottville (until 2006). Replaced with other methods (metal bats)

### D. Agriculture

- Fewer Future Farmers of America (FFA) organizations than there used to be – helps train next generation of farmers
- FFAs in Yorkshire, Randolph, Franklinville, Little Valley schools
- State mandates affect business competitiveness, increase costs
- 4H another organization that helps train youth (run through Cooperative Extension)
- Asset for Cattaraugus County – clean, abundant water

### E. Arts, Culture & Tourism

- Schools have nice facilities – could host programming
- Need better coordination among different arts-related organizations

### F. Health & Safety

- Trends: decline in number of volunteers for fire, ambulance departments
- Issues: people don't have time; increased State regulations regarding required training; unfunded mandates; aging population

## II. **Break-Out Sessions**



**Cattaraugus County Comprehensive Plan Update  
Public Information Meeting in Little Valley, NY  
October 7, 2014**

**Participants**

Steve Scott  
Carol Horowitz  
Howard Van Rensselaer  
Ellen Parker  
James Isaacson  
Corey Wiktor  
Earl McElfresh  
Timothy Bigham

Sue Lubuhn  
Paul Bishop  
Crystal Abers  
Ron Lines  
David Koch  
Carla Maul  
Norm Marsh  
David & Melissa O'Dell



# Cattaraugus County Comprehensive Plan

Where Do You Live



Place a dot:



Olean Meeting April 29<sup>th</sup>



Machinus Meeting May 8<sup>th</sup>



Little Valley May 14<sup>th</sup>



Olean - September 29<sup>th</sup>



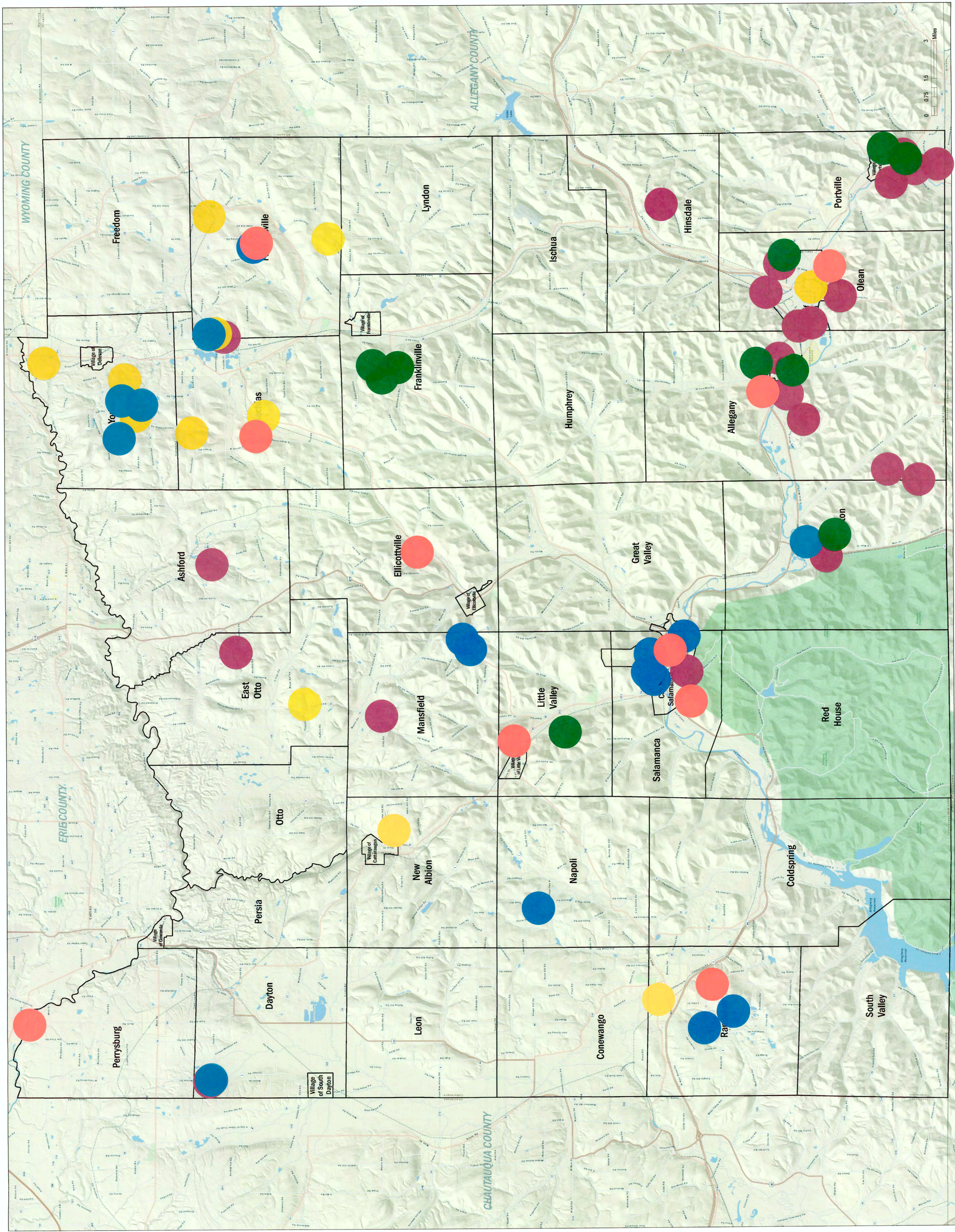
Randolph - Oct. 2



Little Valley - Oct. 7



WENDDEL CONSULTING, INCORPORATED, 1000 W. STATE ST., SUITE 200, ALLEGANY COUNTY, PA 15510  
DATE: 10/15/13  
CATTARAUGUS COUNTY COMPREHENSIVE PLAN - WHERE DO YOU LIVE  
DATA PROVIDED BY CATTARAUGUS COUNTY PLANNING AND ECONOMIC DEVELOPMENT DEPARTMENT, 1000 W. STATE ST., SUITE 200, ALLEGANY COUNTY, PA 15510











































# **Appendix B**

## **Survey Results**



## 1. Where do you live?






|                          |   | Response Percent | Response Count |
|--------------------------|---|------------------|----------------|
| Town of Allegany         |    | 18.7%            | 54             |
| Village of Allegany      |    | 6.9%             | 20             |
| Ashford                  |    | 4.2%             | 12             |
| Carrollton               |    | 3.5%             | 10             |
| Village of Cattaraugus   |    | 2.1%             | 6              |
| Coldspring               |   | 0.0%             | 0              |
| Conewango                |    | 1.0%             | 3              |
| Dayton                   |   | 0.7%             | 2              |
| Delevan                  |  | 0.7%             | 2              |
| East Otto                |  | 0.7%             | 2              |
| Town of Ellicottville    |  | 0.3%             | 1              |
| Village of Ellicottville |  | 1.0%             | 3              |
| Farmersville             |  | 1.7%             | 5              |
| Town of Franklinville    |  | 0.7%             | 2              |
| Village of Franklinville |  | 1.4%             | 4              |
| Freedom                  |  | 0.3%             | 1              |
| Gowanda                  |  | 0.7%             | 2              |
| Great Valley             |  | 6.6%             | 19             |
| Hinsdale                 |  | 6.9%             | 20             |
| Humphrey                 |  | 1.7%             | 5              |
| Ischua                   |   | 0.0%             | 0              |

|                          |   |      |    |
|--------------------------|---|------|----|
| Leon                     |   | 0.0% | 0  |
| Town of Little Valley    |    | 1.4% | 4  |
| Village of Little Valley |    | 1.7% | 5  |
| Lyndon                   |   | 0.0% | 0  |
| Machias                  |    | 1.0% | 3  |
| Mansfield                |    | 2.1% | 6  |
| Napoli                   |    | 1.0% | 3  |
| New Albion               |    | 1.7% | 5  |
| City of Olean            |    | 9.3% | 27 |
| Town of Olean            |    | 4.2% | 12 |
| Otto                     |    | 1.4% | 4  |
| Perrysburg               |   | 0.0% | 0  |
| Persia                   |  | 1.0% | 3  |
| Town of Portville        |  | 1.7% | 5  |
| Village of Portville     |  | 0.3% | 1  |
| Randolph                 |  | 7.3% | 21 |
| Red House                |  | 0.3% | 1  |
| City of Salamanca        |  | 3.5% | 10 |
| Town of Salamanca        |  | 0.7% | 2  |
| South Dayton             |  | 0.3% | 1  |
| South Valley             |  | 0.3% | 1  |
| Yorkshire                |  | 0.7% | 2  |




Other (please specify) 16

|                          |            |
|--------------------------|------------|
| <b>answered question</b> | <b>289</b> |
| <b>skipped question</b>  | <b>14</b>  |

## 2. What is your age group?

|                          |   | Response<br>Percent | Response<br>Count |
|--------------------------|---|---------------------|-------------------|
| Under 18                 |  | 13.1%               | 39                |
| <b>18 to 30</b>          |  | <b>28.6%</b>        | <b>85</b>         |
| 31 to 45                 |  | 22.6%               | 67                |
| <b>46 to 64</b>          |  | <b>28.6%</b>        | <b>85</b>         |
| 65 or older              |  | 7.1%                | 21                |
| <b>answered question</b> |   |                     | <b>297</b>        |
| <b>skipped question</b>  |   |                     | <b>6</b>          |

## 3. How long have you lived in Cattaraugus County?

|                          |   | Response<br>Percent | Response<br>Count |
|--------------------------|---|---------------------|-------------------|
| Less than 5 years        |  | 10.2%               | 30                |
| <b>6 to 20 years</b>     |  | <b>45.2%</b>        | <b>133</b>        |
| More than 20 years       |  | 44.6%               | 131               |
| <b>answered question</b> |   |                     | <b>294</b>        |
| <b>skipped question</b>  |   |                     | <b>9</b>          |






#### 4. What is the highest level of education that you have completed?

|                             |  | Response<br>Percent | Response<br>Count |
|-----------------------------|--|---------------------|-------------------|
| Some high school            |  | 15.9%               | 47                |
| <b>High school graduate</b> |  | <b>24.0%</b>        | <b>71</b>         |
| Some college, no degree     |  | 16.6%               | 49                |
| <b>College degree</b>       |  | <b>24.0%</b>        | <b>71</b>         |
| Graduate degree             |  | 19.6%               | 58                |
| <b>answered question</b>    |  |                     | <b>296</b>        |
| <b>skipped question</b>     |  |                     | <b>7</b>          |

## 5. Please rank the following topics based on their importance to Cattaraugus County.

|   | Very Important     | Important          | Neutral           | Not Important | Rating Average           | Rating Count |
|---|--------------------|--------------------|-------------------|---------------|--------------------------|--------------|
| Agriculture   | <b>51.5% (139)</b> | 36.3% (98)         | 11.5% (31)        | 0.7% (2)      | 1.61                     | 270          |
| Access to locally produced foods  | <b>41.5% (112)</b> | 41.1% (111)        | 15.6% (42)        | 1.9% (5)      | 1.78                     | 270          |
| City, Village and Town renewal  | 32.7% (87)         | <b>42.1% (112)</b> | 21.8% (58)        | 3.4% (9)      | 1.96                     | 266          |
| Protection of natural features (forests, water, hillsides, etc.)  | <b>53.5% (144)</b> | 34.6% (93)         | 10.4% (28)        | 1.5% (4)      | 1.60                     | 269          |
| Utilization of natural resources (gravel, oil & gas, timber, water, wind, solar, etc.)                                    | <b>43.7% (118)</b> | 35.9% (97)         | 17.4% (47)        | 3.0% (8)      | 1.80                     | 270          |
| Economic development (bringing in new businesses, retaining existing businesses, etc.)                                    | <b>60.3% (164)</b> | 27.9% (76)         | 10.3% (28)        | 1.5% (4)      | 1.53                     | 272          |
| Tourism   | 28.1% (76)         | 28.5% (77)         | <b>30.0% (81)</b> | 13.3% (36)    | 2.29                     | 270          |
| Arts (local arts organizations, museums, music, plays, etc.)  | 19.4% (52)         | <b>39.2% (105)</b> | 29.1% (78)        | 12.3% (33)    | 2.34                     | 268          |
| Culture and History (Seneca Nation of Indians, Amish, County and local history, etc.)                                     | 19.9% (54)         | <b>37.9% (103)</b> | 31.6% (86)        | 10.7% (29)    | 2.33                     | 272          |
| Infrastructure (upgrading and repairing roads and bridges, water lines, sewer lines, other public facilities, etc.)       | <b>63.5% (172)</b> | 24.0% (65)         | 8.9% (24)         | 3.7% (10)     | 1.53                     | 271          |
| Planning for an aging population (housing, accessibility, transportation, etc.)   | 25.8% (70)         | <b>46.9% (127)</b> | 23.6% (64)        | 3.7% (10)     | 2.05                     | 271          |
| Public transportation (buses, van service, other rural transportation services)   | 17.5% (47)         | 32.0% (86)         | <b>34.2% (92)</b> | 16.4% (44)    | 2.49                     | 269          |
| Pedestrian/bicyclist transportation improvements (sidewalks, crosswalks, trails, etc. for walkers, hikers and bicyclists) | 24.4% (66)         | <b>35.1% (95)</b>  | 32.5% (88)        | 8.1% (22)     | 2.24                     | 271          |
|   |                    |                    |                   |               | <b>answered question</b> | <b>272</b>   |

**6. Please pick the sentence that best matches your preference.**

|   |   | Response<br>Percent      | Response<br>Count |
|---|---|--------------------------|-------------------|
| Cattaraugus County should strive to stay rural in character and limit new growth.   |  | 13.0%                    | 35                |
| <b>Cattaraugus County needs to grow, but growth should be concentrated in and around our existing cities, villages and hamlets, and not in areas not served by existing infrastructure.</b> |  | 62.2%                    | 168               |
| Growth is progress and Cattaraugus County should not try to limit growth and development in any way.  |  | 24.8%                    | 67                |
|   |   | <b>answered question</b> | <b>270</b>        |
|   |   | <b>skipped question</b>  | <b>33</b>         |

**7. Which of the following elements of Cattaraugus County are most important to you?  
(Please select only the top three)**

|  |  | <b>Response<br/>Percent</b> | <b>Response<br/>Count</b> |
|--|--|-----------------------------|---------------------------|
| Rural Character  |  | 30.8%                       | 84                        |
| Agriculture  |  | 26.7%                       | 73                        |
| Forests and open space   |  | 37.7%                       | 103                       |
| Outdoor recreation   |  | 34.1%                       | 93                        |
| Local shops and business districts<br>(being able to shop nearby)                          |  | 33.3%                       | 91                        |
| <b>Local employment opportunities<br/>(being able to find a job within<br/>the County)</b> |  | <b>59.0%</b>                | <b>161</b>                |
| Quality schools  |  | 49.1%                       | 134                       |
| Quality health care facilities   |  | 28.2%                       | 77                        |
| Small town character   |  | 22.7%                       | 62                        |
| Completion of Route 219<br>Expressway  |  | 22.0%                       | 60                        |
| Timbering  |  | 4.4%                        | 12                        |
| Oil and gas extraction   |  | 11.0%                       | 30                        |
| <b>answered question</b>   |  |                             | <b>273</b>                |
| <b>skipped question</b>  |  |                             | <b>30</b>                 |

**8. Please list what you feel are the top three issues facing Cattaraugus County.**

|                          | <b>Response<br/>Count</b> |
|--------------------------|---------------------------|
|                          | 207                       |
| <b>answered question</b> | <b>207</b>                |
| <b>skipped question</b>  | <b>96</b>                 |

**9. Is there anything else you would like to share?**

|                          | <b>Response<br/>Count</b> |
|--------------------------|---------------------------|
|                          | 95                        |
| <b>answered question</b> | <b>95</b>                 |
| <b>skipped question</b>  | <b>208</b>                |

**Page 1, Q1. Where do you live?**

|    |                                      |                       |
|----|--------------------------------------|-----------------------|
| 1  | joshspitzermacbookpro                | Aug 5, 2014 2:08 PM   |
| 2  | Kill Buck                            | Jul 3, 2014 7:02 PM   |
| 3  | Hamburg                              | Jul 3, 2014 3:24 PM   |
| 4  | West Valley                          | Jul 3, 2014 9:56 AM   |
| 5  | Albany, NY                           | Jun 16, 2014 12:02 PM |
| 6  | town of Cuba                         | Jun 5, 2014 2:07 PM   |
| 7  | hamlet of east randolph              | Jun 4, 2014 3:51 PM   |
| 8  | Erie County (raised in Catt. County) | Jun 4, 2014 9:18 AM   |
| 9  | Sinclairville, Chautauqua County     | Jun 3, 2014 6:43 AM   |
| 10 | Adams Center                         | May 31, 2014 12:46 PM |
| 11 | forestville                          | May 30, 2014 6:45 PM  |
| 12 | Town of Arcade                       | May 29, 2014 8:49 AM  |
| 13 | Limestone                            | May 27, 2014 2:17 PM  |
| 14 | Seneca Allegany Territory            | May 21, 2014 9:21 AM  |
| 15 | Cuba                                 | May 5, 2014 10:42 AM  |
| 16 | Bradford PA                          | May 2, 2014 4:43 PM   |



**Page 3, Q8. Please list what you feel are the top three issues facing Cattaraugus County.**

|    |   |                       |
|----|---|-----------------------|
| 1  | A few people in Otto trying to limit agriculture and development of local Amish and other businesses. This is going to be addressed at the 8/19/14 7pm meeting. I am a business owner and feel these few people will ruin agri-tourism in our community. This needs to be watched and addressed.  | Aug 7, 2014 9:52 PM   |
| 2  | joshspitzermacbookprojoshspitzermacbookprojoshspitzermacbookprojoshspitzer<br>macbookprojoshspitzermacbookprojoshspitzermacbookprojoshspitzermacbookpr<br>ojoshspitzermacbookprojoshspitzermacbookprojoshspitzermacbookprojoshspitz<br>ermacbookprojoshspitzermacbookprojoshspitzermacbookprojoshspitzermacbook<br>projoshspitzermacbookprojoshspitzermacbookprojoshspitzermacbookprojoshspit<br>zermacbookprojoshspitzermacbookprojoshspitzermacbookprojoshspitzermacboo<br>kprojoshspitzermacbookprojoshspitzermacbookprojoshspitzermacbookprojoshsp<br>itzermacbookprojoshspitzermacbookprojoshspitzermacbookprojoshspitzermacbo | Aug 5, 2014 2:09 PM   |
| 3  | Maintaining and improving existing infrastructure. Attracting new business.<br>Retaining existing businesses and helping them grow.   | Aug 2, 2014 4:41 PM   |
| 4  | 1)Mosquito population 2)Building more businesses 3)Saving Wildlife and<br>keeping everyone interested in outdoor activities   | Jul 29, 2014 7:57 PM  |
| 5  | poor job possibilities poor roads low pay scale   | Jul 28, 2014 9:51 AM  |
| 6  | Unemployment Mental Health Drug Use   | Jul 26, 2014 12:26 AM |
| 7  | Jobs,so family stays here to fill them. Small town life.Farming   | Jul 25, 2014 10:31 PM |
| 8  | increasing welfare population high taxes degrading infrastructure   | Jul 23, 2014 12:51 PM |
| 9  | Limited Jobs Oil and Gas Extraction Windmills   | Jul 15, 2014 10:40 AM |
| 10 | Global Warming Pollution Ruining Ecosystems   | Jul 15, 2014 9:57 AM  |
| 11 | Not a Lot to Do More Job Opportunities  | Jul 15, 2014 9:52 AM  |
| 12 | Employment School Funding Not Enough Local Stores   | Jul 15, 2014 9:38 AM  |
| 13 | Need Newer Roads Better School Systems More Job Opportunities   | Jul 15, 2014 9:30 AM  |
| 14 | Employment, Shopping Nearby, Quality Schools  | Jul 15, 2014 9:19 AM  |
| 15 | Repairing Roads   | Jul 15, 2014 9:15 AM  |
| 16 | Fracking(against) Comprehensive plan without political influence Healthcare   | Jul 12, 2014 9:59 AM  |
| 17 | I see Catt. County as being a progressive County but also a place to call home<br>and a place for PEACEfulness. Green Energy keeping pollution down.  | Jul 10, 2014 10:47 PM |
| 18 | 219 highway completion, and bike/trail way connecting Great Valley and<br>Ellicottville   | Jul 5, 2014 2:40 PM   |
| 19 | Lack of quality employment, extremely high cost of homes thanks to Holiday<br>Valley, Decreasing population because of the first two reason I just wrote.   | Jul 4, 2014 9:55 AM   |



**Page 3, Q8. Please list what you feel are the top three issues facing Cattaraugus County.**

|    |   |                      |
|----|---|----------------------|
| 20 | Infrastructure , job opportunities , declining population.  | Jul 3, 2014 11:21 PM |
| 21 | Poverty Roads and infrastructure Availability of jobs above min wage  | Jul 3, 2014 10:56 PM |
| 22 | No job and people moving away, house looking like crap and need to be fixed up, we need something to do with these kids in the town and village to keep them out of trouble   | Jul 3, 2014 9:36 PM  |
| 23 | High taxes, no jobs, road and bridge quality.   | Jul 3, 2014 8:47 PM  |
| 24 | Politicians /roads/crime  | Jul 3, 2014 7:25 PM  |
| 25 | Unemployment Poverty Wefare   | Jul 3, 2014 3:21 PM  |
| 26 | Lack of jobs, lack of affordable housing, lack of transportation  | Jul 3, 2014 2:02 PM  |
| 27 | Taxes lack of good jobs and no where for kids to play ball in the winter  | Jul 3, 2014 1:42 PM  |
| 28 | Poor school systems, local businesses shutting down, not enough youth programs.   | Jul 3, 2014 12:15 PM |
| 29 | local jobs with livable pay 1,2 and 3   | Jul 3, 2014 11:34 AM |
| 30 | Aging population, less residents, access to EMS in rural areas  | Jul 3, 2014 11:16 AM |
| 31 | Career opportunities School Finances Limited family friendly activities   | Jul 3, 2014 10:55 AM |
| 32 | Road and bridge repair and increase in employment opportunities Increase in Educational classes in high school ie.. more learning opportunities   | Jul 3, 2014 10:25 AM |
| 33 | Roads, jobs schools   | Jul 3, 2014 10:22 AM |
| 34 | 1. Young people leaving to find jobs and better opportunities 2. Mental health services not easy accessible to those outside the cities or larger communities 3. Lack of new business/ job growth   | Jul 3, 2014 10:17 AM |
| 35 | 1. Property taxes too high. Property owners have no incentive to improve their property since all improvements are over taxed. 2: Business needs to know they won't be over regulated by county and state agencies or they won't come. They need incentives to bring jobs to the county. Without jobs, the schools don't matter. Because a top notch education for our local children means nothing to the future of our county if they only have to move away to work after graduation. We have to work to retain our talent. 3: The county needs a draw. Something huge that attracts regional attention (Enchanted Mountains doesn't cut it). The draw needs to be revisited. If anything deserves serious attention; perhaps serious investment, maybe serious tax breaks; A new more serious progressive draw is it. | Jul 3, 2014 10:11 AM |
| 36 | Jobs Taxes Roads  | Jul 3, 2014 10:01 AM |
| 37 | Roads need repair, schools need help, towns need more people who are willing to help better them.   | Jul 3, 2014 9:58 AM  |
| 38 | lack of employment  | Jul 3, 2014 9:11 AM  |

**Page 3, Q8. Please list what you feel are the top three issues facing Cattaraugus County.**

|    |   |                       |
|----|---|-----------------------|
| 39 | Fracking; infrastructure; quality of life   | Jul 3, 2014 7:54 AM   |
| 40 | Gov. Cuomo, B. Obama, C. Schumer  | Jul 2, 2014 2:29 PM   |
| 41 | No Jobs   | Jun 29, 2014 1:10 PM  |
| 42 | Internet access, water & sewer access, great leadership.  | Jun 29, 2014 8:43 AM  |
| 43 | Population loss decaying housing stock drug adiction  | Jun 27, 2014 10:28 PM |
| 44 | Lack of adequate emergency care facilities in the Gowanda, Perrysburg, Persia, Cattaraugus, Dayton, New Albion Areas! | Jun 27, 2014 3:28 PM  |
| 45 | People fighting windmills. Fear of large corporations. Bigotry.   | Jun 26, 2014 3:18 PM  |
| 46 | Repairing roads.  | Jun 26, 2014 2:48 PM  |
| 47 | Roads. School. Taxes.   | Jun 26, 2014 2:36 PM  |
| 48 | Young people leaving. Money. Construction.  | Jun 26, 2014 2:23 PM  |
| 49 | Bad roads. Rural area. Far away from bigger cities  | Jun 26, 2014 2:01 PM  |
| 50 | Bullying. Money.  | Jun 26, 2014 1:36 PM  |
| 51 | Drugs. Pollution. Money   | Jun 26, 2014 1:31 PM  |
| 52 | Politics. Size is to small. Health care is terrible.  | Jun 26, 2014 1:17 PM  |
| 53 | Not many things to do. Expensive.   | Jun 26, 2014 1:14 PM  |
| 54 | Deteriorating Infrastructure, Unemployment, Lack of Effective Internet Service  | Jun 24, 2014 4:17 PM  |
| 55 | Employment Education  | Jun 24, 2014 3:11 PM  |
| 56 | Taxes Community government Relations  | Jun 20, 2014 3:19 PM  |
| 57 | Jobs The people Weather   | Jun 20, 2014 3:16 PM  |
| 58 | Roads No jobs Low quality schools   | Jun 20, 2014 3:14 PM  |
| 59 | The county needs more good employment opportunities for our youth. The county needs to fix the roads.                 | Jun 20, 2014 3:05 PM  |
| 60 | Quality of roadways No jobs   | Jun 20, 2014 2:12 PM  |
| 61 | Need more local jobs Drugs  | Jun 20, 2014 1:38 PM  |
| 62 | Roads, Crime, Employment  | Jun 19, 2014 2:27 PM  |
| 63 | Fix the roads   | Jun 19, 2014 2:11 PM  |
| 64 | Roads   | Jun 19, 2014 2:05 PM  |

**Page 3, Q8. Please list what you feel are the top three issues facing Cattaraugus County.**

|    |   |                       |
|----|---|-----------------------|
| 65 | Roads Police Department   | Jun 19, 2014 1:59 PM  |
| 66 | Roadways are bad  | Jun 19, 2014 1:56 PM  |
| 67 | Roads Businesses Jobs   | Jun 19, 2014 1:52 PM  |
| 68 | Local employment opportunities Quality schools Local shops and business districts   | Jun 19, 2014 1:48 PM  |
| 69 | Apathy  | Jun 19, 2014 1:45 PM  |
| 70 | rough roads, taxes, criminal activities (drugs, violence)   | Jun 19, 2014 1:39 PM  |
| 71 | Roads, Activities, No tourist locations   | Jun 19, 2014 1:28 PM  |
| 72 | retaining our youth,  | Jun 19, 2014 10:09 AM |
| 73 | roadways, poor growth   | Jun 19, 2014 8:37 AM  |
| 74 | High Taxes New Business Opportunity Multiple layers of Government   | Jun 18, 2014 8:14 AM  |
| 75 | Population decline, vulnerability to companies leaving the county, sprawl that diminishes the value of the clusters of population in villages and hamlets.  | Jun 16, 2014 12:07 PM |
| 76 | We are not loving and honoring God to the degree we should be. We must follow God's 10 Commandments in all that we try to accomplish. When we love and obey God and our fellow man we prosper in abundant graces. | Jun 14, 2014 12:07 PM |
| 77 | Lack of good paying jobs. Protection of farmland. Aging population.   | Jun 11, 2014 8:51 AM  |
| 78 | 1. Need to plan for climate change 2. Need to plan for shrinkage of county population and economy 3. Lack of individual responsibility  | Jun 10, 2014 8:21 AM  |
| 79 | roads   | Jun 9, 2014 3:22 PM   |
| 80 | Lack of appeal to visitors beyond the scenery   | Jun 7, 2014 6:08 PM   |
| 81 | With jobs come people. With people come children. With children comes the need for quality education  | Jun 6, 2014 7:20 AM   |
| 82 | generational welfare and the fallout from it (lack of some work ethic, lack of self reliance)   | Jun 5, 2014 6:33 PM   |
| 83 | 1. An aging population and the exodus of many of our young people 2. Lack of attraction for young people to stay 3. Pessimistic attitude towards change.  | Jun 5, 2014 3:09 PM   |
| 84 | Poor roads, lack of good jobs (careers), and education  | Jun 5, 2014 2:31 PM   |
| 85 | pollution radioactive waste poverty   | Jun 5, 2014 2:12 PM   |
| 86 | maintaining quality schools, not larger schools, but quality education in small school settings.  | Jun 5, 2014 1:44 PM   |
| 87 | ROADS,jobs, too many on welfare   | Jun 5, 2014 1:39 PM   |

**Page 3, Q8. Please list what you feel are the top three issues facing Cattaraugus County.**

|     |  |                      |
|-----|--|----------------------|
| 88  | Hardships on small schools due to state ed's mandates and cost cutting. Keeping families here. Keeping businesses here.  | Jun 5, 2014 1:14 PM  |
| 89  | loosing our youth to other cities loss of job opportunities Lack of common sense in clean when spending money  | Jun 5, 2014 12:25 PM |
| 90  | Most of the Pols in LV only care about their pay check and their ego's and playing political games along with the state and federal bungholes they just keep dragging us down  | Jun 4, 2014 9:55 PM  |
| 91  | 219 expressway, jobs, local shops  | Jun 4, 2014 6:30 PM  |
| 92  | Completion of 219, Jobs, Infrastructure  | Jun 4, 2014 4:27 PM  |
| 93  | 1. Loss of employers, even small business. 2. Loss of youth to Quality youth. 3. High tax rates.   | Jun 4, 2014 1:57 PM  |
| 94  | road work, jobs and transportation   | Jun 4, 2014 1:49 PM  |
| 95  | Pot holes lack of businesses lack of jobs  | Jun 4, 2014 1:46 PM  |
| 96  | Gun laws, taxes are getting high, and potholes and horrible roads.   | Jun 4, 2014 1:46 PM  |
| 97  | Gun laws and budget  | Jun 4, 2014 1:46 PM  |
| 98  | roads, businesses, health care   | Jun 4, 2014 1:45 PM  |
| 99  | lack of buisnesses lack of employment opportunities roads  | Jun 4, 2014 1:45 PM  |
| 100 | Potholes Poverty Job Shortages   | Jun 4, 2014 1:44 PM  |
| 101 | The environment is more important than expanding our already developing surrounding areas. We don't need another major city system. we need to preserve our natural environment to preserve our future.  | Jun 4, 2014 1:44 PM  |
| 102 | Need new business housing community  | Jun 4, 2014 1:43 PM  |
| 103 | poverty health care job shortages  | Jun 4, 2014 1:43 PM  |
| 104 | I don't know   | Jun 4, 2014 1:42 PM  |
| 105 | not enough job opportunities.  | Jun 4, 2014 10:54 AM |
| 106 | 1) High taxes in relation to low median household income (I know people that literally can not afford their property taxes on average incomes here) 2) The need to divest in fossil fuels and invest in sustainable resources / making sustainable options affordable for average households, 3) The need to encourage and support more local, privately owned business, vs. large chain businesses. | Jun 4, 2014 10:51 AM |
| 107 | Taxes, Gas prices, low variety of job opportunities.   | Jun 4, 2014 10:50 AM |
| 108 | High taxes Road conditions Local businesses  | Jun 4, 2014 10:49 AM |

**Page 3, Q8. Please list what you feel are the top three issues facing Cattaraugus County.**

|     |   |                       |
|-----|---|-----------------------|
| 109 | High Taxes. Extremely High Electric bills. With no reason for the bills being so high. Bad roads in Cattaraugus County.   | Jun 4, 2014 10:49 AM  |
| 110 | High Taxes, Not a lot of jobs available, Not a lot to do in terms of shopping and museums   | Jun 4, 2014 10:45 AM  |
| 111 | bad roads not a lot of jobs and very little privacy   | Jun 4, 2014 10:45 AM  |
| 112 | the roads   | Jun 4, 2014 10:45 AM  |
| 113 | Little Job Opportunities Not a Clean Environment Little Privacy   | Jun 4, 2014 10:44 AM  |
| 114 | 1. Taxes 2. Gas Prices 3. Rough roads   | Jun 4, 2014 10:43 AM  |
| 115 | Lack of well-paying jobs, lack of strong educational systems, persistent poverty  | Jun 4, 2014 10:20 AM  |
| 116 | Aging/deteriorating Infrastructure Declining population Unemployment  | Jun 4, 2014 10:10 AM  |
| 117 | Brain drain Retaining/Growing Businesses because of NYS Government does not practice project management and needs to improve transparency.  | Jun 4, 2014 10:00 AM  |
| 118 | decreasing population to sustain tax base decrease in healthcare providers for aging population lack of concern by telephone companies to maintain old phone lines in rural communities with aging population and individuals living alone  | Jun 4, 2014 9:23 AM   |
| 119 | TO DECREASE our social service population to increase our awareness to young people here and elsewhere this is a quality place to live.   | Jun 3, 2014 6:42 PM   |
| 120 | Need for devotion of funding for incentivizing technology-based and knowledge-based economic development; need for development of skilled labor force with skills relating to technology-based and knowledge-based businesses (e.g., enhanced STEAM education at all levels, entrepreneurial development, etc.); need for funding to maintain and improve (in some cases, where there is none, construct) infrastructure servicing residents and current and prospective businesses | Jun 3, 2014 4:29 PM   |
| 121 | Hospitals-- Schools-- Improve infrastructure.   | May 30, 2014 12:11 PM |
| 122 | Bad roads, no jobs, things are falling apart  | May 29, 2014 2:13 PM  |
| 123 | Roads are bad - pot holes   | May 29, 2014 8:37 AM  |
| 124 | Decrease in population Not enough local businesses Not enough jobs  | May 29, 2014 8:35 AM  |
| 125 | 1. Public sector job to private sector job ratio is too high, too few private sector jobs 2. poor cell service and broadband availability 3. Need to more strategically use the natural resources we have   | May 28, 2014 3:22 PM  |
| 126 | Not enough jobs, lack of economic growth.   | May 28, 2014 1:14 PM  |
| 127 | Poor road conditions. poor service coverage (cable, high speed internet). Taxes hurting local businesses and communities.   | May 28, 2014 1:12 PM  |
| 128 | Roads need to be fixed.   | May 28, 2014 1:08 PM  |

**Page 3, Q8. Please list what you feel are the top three issues facing Cattaraugus County.**

|     |  |                       |
|-----|--|-----------------------|
| 129 | 1) poverty. 2) companies have a hard time getting people to move to this area.   | May 28, 2014 1:06 PM  |
| 130 | Windmills, jobs, road upkeep.  | May 28, 2014 1:01 PM  |
| 131 | Job opportunities. Taxes. Roads/bridges condition.   | May 28, 2014 12:58 PM |
| 132 | Potholes.  | May 28, 2014 12:56 PM |
| 133 | Cutting trees down is taking away the beauty. It looks bad.  | May 28, 2014 12:54 PM |
| 134 | Finding jobs nearby that aren't minimum wage. Pollution. Quality schools.  | May 28, 2014 9:42 AM  |
| 135 | drugs to much gun control to many officials  | May 28, 2014 9:21 AM  |
| 136 | 1. Flooding of homes near poor filtration areas during small storms 2. Emerald Ashborer 3. Drugs   | May 28, 2014 9:17 AM  |
| 137 | I think that local shops of Randolph especially are important because they provide jobs and variety to the members of the county. Also, if we live in small towns, we need to have access to quality schools with numerous opportunities in order to compete with other, bigger schools. | May 28, 2014 9:17 AM  |
| 138 | 1. Road Management (potholes, and dead deer) 2. Recreational activities for kids   | May 28, 2014 9:16 AM  |
| 139 | fixing the roads up (back roads) more rec. centers fixing up the town/homes to make it more lively   | May 28, 2014 9:16 AM  |
| 140 | 1. fixing up potholes and backroads 2. providing more recreational activities for teens to keep them safe and out of trouble 3. update the town and make it more visually appealing  | May 28, 2014 9:16 AM  |
| 141 | roads are absolutly horrible.  | May 28, 2014 9:15 AM  |
| 142 | 1. roads 2.run down buildings 3. no jobs   | May 28, 2014 9:15 AM  |
| 143 | 1. Better Fields for sports 2. fix the roads 3. More businesses  | May 28, 2014 9:14 AM  |
| 144 | better road repair, better village/ school communication, better money management  | May 28, 2014 9:14 AM  |
| 145 | 1. fixing backroads 2. fixing old buildings or getting rid of them 3. more recreational activities to keep kids out of trouble   | May 28, 2014 9:14 AM  |
| 146 | 1.   | May 28, 2014 9:13 AM  |
| 147 | Aging population and aging infrastructure. Rural poverty with little access to help.   | May 27, 2014 5:40 PM  |
| 148 | not enough job opportunities not enough places for teens to go.  | May 27, 2014 2:19 PM  |
| 149 | not a lot of jobs not many high paying jobs not many things to do (entertainment/night life)   | May 27, 2014 2:04 PM  |
| 150 | lack of events, lack of stores and roads need to be repaired.  | May 27, 2014 1:37 PM  |

**Page 3, Q8. Please list what you feel are the top three issues facing Cattaraugus County.**

|     |   |                       |
|-----|---|-----------------------|
| 151 | poor roads, no jobs.  | May 27, 2014 1:35 PM  |
| 152 | lack of quality jobs/work   | May 25, 2014 11:02 AM |
| 153 | Roads Quality schools Employment  | May 23, 2014 3:07 PM  |
| 154 | over taxed declining population (lack of jobs) neighborhood decay   | May 22, 2014 12:19 PM |
| 155 | Deteriorating job base Deteriorating infrastructures Political overspending   | May 22, 2014 10:54 AM |
| 156 | jobs destruction of natural resources by oil, gas and solar lack of support from state government   | May 22, 2014 9:48 AM  |
| 157 | lack of employment, high taxes on all levels, no trust in State Government  | May 21, 2014 9:52 PM  |
| 158 | Rural transportation system, funding to deal with our aging infrastructure, access FOR ALL to high speed internet services  | May 21, 2014 7:10 PM  |
| 159 | Lack of jobs Road disrepair Attraction for new and expanding business   | May 21, 2014 8:48 AM  |
| 160 | Lack of visionary leadership at top levels, lack of Internet access in areas around the county, ridiculous taxes.   | May 21, 2014 7:07 AM  |
| 161 | Lack of development Lack of business High taxes   | May 20, 2014 11:52 PM |
| 162 | Economy, Employment, and Budgeting (County and Town/Village levels)   | May 16, 2014 10:57 AM |
| 163 | industry moving out of the area, IDA giving so much help to tourism and not trying to fill existing buildings with manufacturing jobs that pay a living wage, people want to be able to live and WORK here not work 2 jobs to just exist and live here.   | May 15, 2014 4:15 PM  |
| 164 | Employment Infrastructure, (water & sewer) Veterans Issues  | May 14, 2014 7:22 PM  |
| 165 | 1. Poor leadership 2. Capacity 3. A long term strategy and process for success  | May 14, 2014 12:57 PM |
| 166 | Preservation of unique natural features and areas Stabilization of villages Controlling local tax rates   | May 14, 2014 12:13 PM |
| 167 | We are over taxed. We have grown a sheriffs department into a monster. Allegany Co. saves millions with no road patrols. Troopers and local police handle everything with no cost to the county. Turn more county roads oner to the towns. The town plows travel from town road to town road on county roads with their plows up. Why not just turn them over to the towns. | May 14, 2014 10:52 AM |
| 168 | There are not enough shopping choices. There are too many decaying vacant structures There are not enough job opportunites  | May 14, 2014 9:01 AM  |
| 169 | 1. Too high property taxes - in rural areas we pay and get nothing 2. Not enough business (which relates to high taxes) 3. Fraud in medicare (or any government assistance)   | May 13, 2014 12:50 PM |
| 170 | Population loss, lack of urban renewal, and major lack of economic development  | May 12, 2014 12:47 PM |

**Page 3, Q8. Please list what you feel are the top three issues facing Cattaraugus County.**

|     |  |                       |
|-----|--|-----------------------|
| 171 | ---unreasonable housing prices for middle class year-round residents in and around the Ellicottville / Great Valley Area. ---maintaining quality schools that have art, music, and library programs without exorbitant taxes. ---quality of roads  | May 12, 2014 10:49 AM |
| 172 | better roads, better telecomm, high taxes  | May 8, 2014 3:18 PM   |
| 173 | 1. Farmers are struggling. They need help. 2. We need more jobs. 3. We need to keep our youth from leaving. Give them a reason to stay here.   | May 8, 2014 11:49 AM  |
| 174 | The healthcare workers seem to make dangerous and sometimes life-threatening mistakes. Also, the amount of employment opportunities in the area are virtually non-existent. The national parks and other outdoor facilities seem to be on the backburner when it comes to importance.  | May 8, 2014 9:24 AM   |
| 175 | 1. Economic development, ie., bringing in new jobs, retaining jobs. 2. Jobs. 3. Jobs.  | May 8, 2014 9:23 AM   |
| 176 | Infrastructure Property taxes Employment opportunities   | May 7, 2014 7:43 PM   |
| 177 | Lack of a tax base. Lack of small business in the villages.  | May 7, 2014 3:07 PM   |
| 178 | a) Not enough involvement of our younger generation to guide us for the future. (too much say by our "older" generation and not allowing for younger input) b) Public Transportation Coordination. (Utilize systems that exist along with re-developing the rail system.) c) STOP WASTING DOLLARS ON 219! We want travelers to drive through our communities, not bypass them. | May 7, 2014 9:41 AM   |
| 179 | job market high taxes nothing for our youth consider asking nys to reopen the youth facility on mutton hollow as a rec center  | May 6, 2014 6:50 PM   |
| 180 | Jobs, economy, infrastructure.   | May 6, 2014 6:31 PM   |
| 181 | Public School enrollment- decreasing Lack of above wage jobs Roads not level for safe driving (example Rt 240 and Cole Road both north and south directions force you into opposite lanes, possibly causing accidents)   | May 6, 2014 6:19 PM   |
| 182 | Jobs jobs & jobs - better paying jobs. Quality Day care so parents can have jobs.  | May 6, 2014 5:53 PM   |
| 183 | Declining population School consolodation - 1 -3 regional high schools with elementary/middle schools staying local  | May 6, 2014 4:08 PM   |
| 184 | 1). Small town political cronyism. 2) Lack of loyalty to tax payers.   | May 6, 2014 3:55 PM   |
| 185 | lack of good jobs. too much government regulation. need more job training and education.   | May 6, 2014 3:33 PM   |
| 186 | population loss, too many layers of gov, lack of local employment  | May 6, 2014 3:12 PM   |
| 187 | aging population, need to open up outdoor recreation for motorized oof-road vehicles   | May 6, 2014 2:55 PM   |
| 188 | 1. Decline in population. 2. Number of unemployed. 3. Infrastructure.  | May 6, 2014 2:47 PM   |
| 189 | Economic Development Access to human services Employment   | May 5, 2014 4:46 PM   |



**Page 3, Q8. Please list what you feel are the top three issues facing Cattaraugus County.**

|     |  |                      |
|-----|--|----------------------|
| 190 | Poverty Loss of jobs   | May 5, 2014 11:32 AM |
| 191 | Lack of employment opportunities, lack of businesses staying in the area, possible over development  | May 5, 2014 10:51 AM |
| 192 | Schools. Roads. Recreation areas.  | May 5, 2014 10:24 AM |
| 193 | Lack of employment opportunities especially for professionals High taxes and regulatory requirements stifle growth Eroding infrastructure  | May 5, 2014 9:18 AM  |
| 194 | Economic Development Infrastructure Development  | May 5, 2014 9:08 AM  |
| 195 | 1. Employment 2. Environment 3. Maintaining Infrastructure   | May 3, 2014 2:57 PM  |
| 196 | Budget control to keep tax base acceptable. Ability to address the aging population needs Ability to receive the planned casino revenue regulary   | May 3, 2014 8:42 AM  |
| 197 | Young people graduating and never coming back to work here. Need more physician specialists so there is less need to drive to Buffalo or other cities. High taxes.   | May 2, 2014 4:57 PM  |
| 198 | Development of airports for general aviation and passenger travel.   | May 2, 2014 4:31 PM  |
| 199 | Employment opportunity Education Health care   | May 2, 2014 2:50 PM  |
| 200 | Keep this County rural and keep it's natural resources, Encourage business to the brownstone areas, Expand on tourism with the beautiful area with multi use trails and natural tourist attractions, Help agriculture to survive | Apr 30, 2014 8:27 PM |
| 201 | (1) Need more aggressive econ devel efforts (2) Need more creative theme. Enchanted Mountains is growing old. (3) Need property tax relief.  | Apr 30, 2014 4:14 PM |
| 202 | Do not lose the Rural and Small town character it makes the county a nice place to move and live in  | Apr 30, 2014 2:10 PM |
| 203 | work for everyone able, health care, drugs.  | Apr 30, 2014 9:43 AM |
| 204 | County roads & bridges Health care-access to local doctors Property taxes  | Apr 30, 2014 8:37 AM |
| 205 | Taxes, Loss of quality employment for young people, More Taxes   | Apr 30, 2014 8:29 AM |
| 206 | #1 YOUTH DEVELOPMENT & EDUCATION (SCHOOLS & 4-H), #2 ECONOMIC DEVELOPMENT & EMPLOYMENT, #3 REBUILDING INFASTRUCTURE.   | Apr 30, 2014 8:27 AM |
| 207 | Employment opportunities Broadband availability Dwindling population base  | Apr 29, 2014 9:39 PM |





**Page 3, Q9. Is there anything else you would like to share?**

|    |   |                       |
|----|---|-----------------------|
| 17 | I have heard the Village of Little Valley has refused more than one large business that wanted to come in because they don't want to make it a business community but instead a retirement community. I am sure this is not the only community in the county with this attitude and I fear those decisions are negatively affecting our entire community. It would be nice if the county could give incentives to communities that make the positive decision to welcome new or expanding businesses that will bring much needed jobs to our area.  | Jul 3, 2014 10:17 AM  |
| 18 | No  | Jul 3, 2014 10:01 AM  |
| 19 | government needs to be downsized and allow people to live their lives without dictating every move people make  | Jul 2, 2014 2:29 PM   |
| 20 | The county and cities within are spending far too much money studying things when the funds could be put to immediate use showing actual improvements.  | Jun 29, 2014 8:43 AM  |
| 21 | We need affordable access to high speed internet.   | Jun 27, 2014 10:28 PM |
| 22 | Cattaraugus County is a beautiful county with many natural resources that need to be wisely utilized. Bring back the Gowanda Psychiatric Center (those people need assistance in a modern facility) and bring back Tri-County Memorial Hospital!!! The State of New Needs to take a lesson from the Pennsylvania and get rid of the antiquated Certificate of Need or CON process and look at the market to determine what health care should be provided in Cattaraugus County. PA rid itself of a bureacrat CON process in the early 90's. Can we now see the difference in rural health in PA? Yes, a positive one at that with the Allegany Health System funded by the Federal Government in part because they looked at actual needs in this area and saw a legitimate market for them. Not some bureacrat in Albany who doesn't know Persia from Great Valley and doesn't care!!!! | Jun 27, 2014 3:28 PM  |
| 23 | Don't limit growth at the expense of the silent majority.   | Jun 26, 2014 3:18 PM  |
| 24 | Repairing roads.  | Jun 26, 2014 2:48 PM  |
| 25 | Infrastructure (Roads, Bridges, Culverts, Water, Sewer, Etc.) is critical and should be the top priority.   | Jun 24, 2014 4:17 PM  |
| 26 | It's boring   | Jun 20, 2014 3:16 PM  |
| 27 | Legalize marijuana  | Jun 20, 2014 3:14 PM  |
| 28 | Please fix the roads  | Jun 19, 2014 2:05 PM  |
| 29 | Nothing to do for kids  | Jun 19, 2014 1:28 PM  |
| 30 | DO NOT EVER ALLOW FRACKING.   | Jun 18, 2014 8:14 AM  |
| 31 | Strive to become a tourism destination, leveraging the region's outdoor assets and commercial centers.  | Jun 16, 2014 12:07 PM |
| 32 | I AM SO TIRED OF SLUMLORDS MAKING PEOPLE LIVE IN DERELICT HOUSING. YOU NEED TO WAGE A FULLSCALE DEMOLITION ON HOUSES THROUGHOUT THE COUNTY, ESPECIALLY OLEAN, NY; TO REMOVE   | Jun 14, 2014 12:07 PM |

Page 3, Q9. Is there anything else you would like to share?

HOUSES THAT ARE BEING SOLD TO homesbycornerstone.com of Corning, NY and all of the other people who are taking advantage of others. Look at the GIS listings and you will see multiple derelict homes owned by slumlords. Sincerely, Mrs. Craig

|    |   |                      |
|----|---|----------------------|
| 33 | The stark reality is that the county is on the periphery of the global economy and has a dependency relationship with global economic centers. This has its benefits, we have an opportunity to forge a sustainable future utilizing local resources and renewable energy. Much stands in our way, including a lack of enlightened leadership, adequate knowledge, skills and abilities (KSAs) among our population and the structures of dependency that radiate through our government and economic institutions. However, our world is changing quickly and our best hope is educating our children and giving them the KSAs to survive and the creativity to sustain.   | Jun 10, 2014 8:21 AM |
| 34 | Yes but it would be inappropriate.  | Jun 4, 2014 9:55 PM  |
| 35 | There is too much of a disconnect between agencies around the county to work together to solve problems.  | Jun 4, 2014 1:57 PM  |
| 36 | no  | Jun 4, 2014 1:49 PM  |
| 37 | no  | Jun 4, 2014 1:46 PM  |
| 38 | potholes need fixed badly and we need a president.  | Jun 4, 2014 1:46 PM  |
| 39 | Change the Gov. Coumos gun laws back to what they were previous to his tenure in office   | Jun 4, 2014 1:46 PM  |
| 40 | no  | Jun 4, 2014 1:43 PM  |
| 41 | No  | Jun 4, 2014 1:42 PM  |
| 42 | for more jobs, increase the timber work and especially increase the gas and oil extraction. out door jobs only. no factories. no inside jobs except could use one more gas station in hinsdale. no big stores or restaurants.   | Jun 4, 2014 10:54 AM |
| 43 | unless you are in a trade, the job opportunities here are very scarce   | Jun 4, 2014 10:50 AM |
| 44 | Local businesses are great for the economy and should get tax breaks to keep them here.Road conditions aren't the greatest and when they are fixed they don't last very long. Construction workers take longer than they should making detours even more horrible. I suggest using a different company. Since new houses are being developed, maybe take down the old dilapidated ones and create something with landscaping, so try to clean up the county. Also, there's nothing really exciting all year round. In the summer there's racing and the fair, but what about fall, winter and spring? If there was more community based things like the fair, it would make more money for the county and citizens would have fun | Jun 4, 2014 10:49 AM |
| 45 | More roads should be fixed in Catt county. Small towns are great. Lots of hunting land, great area, Lots of state lands:) great recreation places:)   | Jun 4, 2014 10:49 AM |
| 46 | I like how there is state land and parks for recreation. The county is rural and not overpopulated  | Jun 4, 2014 10:45 AM |

**Page 3, Q9. Is there anything else you would like to share?**

|    |   |                       |
|----|---|-----------------------|
| 47 | how they can fix the roads and things that the county needs as a whole  | Jun 4, 2014 10:45 AM  |
| 48 | no, thank you.  | Jun 4, 2014 10:43 AM  |
| 49 | We love living here and raising our children here, but are disappointed in knowing that in order for our children to succeed and prosper, they will most certainly HAVE TO LEAVE the area to seek jobs and education. It's a real shame, and the lack of good opportunity will be leave the area in a shambles of the elderly, poor, and uneducated.  | Jun 4, 2014 10:20 AM  |
| 50 | I believe that the word quality should be a noun and not an adjective. Cattaraugus County needs to invest in their communities equally.   | Jun 4, 2014 10:00 AM  |
| 51 | city of olean should improve code enforcement look on side roads of houses of absentee landlords. brings down values of city and surrounding areas  | Jun 3, 2014 6:42 PM   |
| 52 | I feel that there should be a focus on devoting significant resources to proactive economic development initiatives (e.g., STEAM and infrastructure and site readiness and building readiness, etc.) that will lead in the future to technology-based and knowledge-based economic development, as opposed to a reactive, deal-based or transaction-based approach to economic development. | Jun 3, 2014 4:29 PM   |
| 53 | no  | May 30, 2014 12:11 PM |
| 54 | stop hurting the forests & wildlife. examples: cutting down mass amounts of trees in one area. Hunting is okay, but keep it the same.   | May 29, 2014 8:37 AM  |
| 55 | Things need to be changed if Catt. Cty wants to grow and keep the same population. Many younger generations plan on moving for more opportunities.  | May 29, 2014 8:35 AM  |
| 56 | New York State has an extremely hostile tax environment. People don't want to come here nor do existing residents want to stay.   | May 28, 2014 1:12 PM  |
| 57 | This is a wonderful county, but more jobs need to become available.   | May 28, 2014 9:42 AM  |
| 58 | the government needs to learn how to mange money and stop being such imbecile   | May 28, 2014 9:21 AM  |
| 59 | nope  | May 28, 2014 9:17 AM  |
| 60 | I think one thing that makes Randolph unique is the amount of rural and outdoor recreation that is available to people.   | May 28, 2014 9:17 AM  |
| 61 | No  | May 28, 2014 9:16 AM  |
| 62 | No  | May 28, 2014 9:16 AM  |
| 63 | randolph needs to prepare for floods better   | May 28, 2014 9:15 AM  |
| 64 | the roads literally are horrible.   | May 28, 2014 9:14 AM  |
| 65 | speeding on Jamestown Rd.   | May 28, 2014 9:14 AM  |
| 66 | No  | May 28, 2014 9:14 AM  |

**Page 3, Q9. Is there anything else you would like to share?**

|    |  |                       |
|----|--|-----------------------|
| 67 | Wyoming County has a county wide transportation system for the poor and aged. Why can't Cattaraugus County do this?  | May 27, 2014 5:40 PM  |
| 68 | quit wasting time on 219. Pa. will never finish the road. bypassing local towns destroys local business If you want people to come and stay get rid of 4 lanes and let people enjoy what our small towns offer.  | May 22, 2014 9:48 AM  |
| 69 | area needs more jobs   | May 21, 2014 9:52 PM  |
| 70 | Public, informational & participatory forums are a good start. Let's continue.   | May 21, 2014 7:10 PM  |
| 71 | Go forward on the suggestions presented at the Brownfield Development forum in Olean to bring in new restaurants (Starbucks & Olive Garden), new motel/hotel visible from I-86, and outlet stores featuring local goods, products, and tourism features.   | May 21, 2014 8:48 AM  |
| 72 | Through the grapevine, I heard Apple is looking to locate a facility in upstate NY. Catt County needs to make some contacts in industries to get some here. There is a huge disconnect between schools and businesses. Businesses will be closing due to no second generation plan because their kids moved away and the kids graduating have no clue to real world work needs. Leadership needs to get creative to bring population back.   | May 21, 2014 7:07 AM  |
| 73 | Tourism is inportent to the county but all you have to look at what has happened to all our small towns, they are empty.   | May 15, 2014 4:15 PM  |
| 74 | I will email ideas to Paul Bishop  | May 14, 2014 12:57 PM |
| 75 | Thank you for the oportunity to offer my opinion. It is crucial that the public be heard because this plan will guide how our community grows.   | May 14, 2014 12:13 PM |
| 76 | Lime Lake needs a public boad ramp. I live and pay taxes in Machias and I can't even use the boat ramp unless I join the cottage owner ass. for \$150.00 a year. We need a free ramp not just a launch where rocks block boaters from backing a trailer in.  | May 14, 2014 10:52 AM |
| 77 | Cattaraugus County should promote growth, but within current towns. It should also promote small businesses in other areas. Maybe it should have an association for small business in the county (I currently own a small business)  | May 13, 2014 12:50 PM |
| 78 | The City of Olean should be playing a much higher role in county development, and we should be focusing on major expansion and urban renewal as Olean is the major economic and industrial hub of the county.  | May 12, 2014 12:47 PM |
| 79 | ---I think efforts should be made to make the land and water around the West Valley nuclear storage site safe. More information should be available to the public about what's happening there. Misinformation makes real estate and schooling around there undesirable. ---The bike trail being planned for the Ellicottville Area should definitely be extended into Great Valley. ---Public Libraries should be supported and maintained. | May 12, 2014 10:49 AM |
| 80 | I am opposed to any attempts to hydro-frack. Otherwise anything goes. Also, lets place an emphasis on agriculture, tourism, building infrastructure so   | May 8, 2014 9:23 AM   |

**Page 3, Q9. Is there anything else you would like to share?**

|    |  |                      |
|----|--|----------------------|
|    | businesses that might want to come to the county won't have to wait. The infrastructure will already be in place.  |                      |
| 81 | Incentives to do business or live in current villages would be great such as reduced town taxes for those areas or have the village exist outside the towns  | May 7, 2014 3:07 PM  |
| 82 | Listen to the public and try things instead of shutting down ideas and suggestions. There is too much selfishness that exist is this county! Open the door to our younger folks. By doing so, we may entice them to stay in our area, instead of looking for better things elsewhere.                        | May 7, 2014 9:41 AM  |
| 83 | we love our county but with limited job potential we may have to move away.  | May 6, 2014 6:50 PM  |
| 84 | Catt County has ample vacation and getaway opportunity to market.  | May 6, 2014 6:19 PM  |
| 85 | eliminate all towns and villages, provide services from county only, eliminate school districts and have county wide district.   | May 6, 2014 3:12 PM  |
| 86 | Cattaraugus County is a beautiful place to live. We need to ensure viability by allowing growth to occur. Thank you for asking.  | May 5, 2014 11:32 AM |
| 87 | I believe that in Olean, NY introducing a roundabout will drive businesses and people out of town  | May 5, 2014 10:51 AM |
| 88 | Don't Frack our county.  | May 5, 2014 10:24 AM |
| 89 | Having the County as the largest employer in the area speaks volumes for the problems we are facing  | May 5, 2014 9:18 AM  |
| 90 | no   | May 3, 2014 2:57 PM  |
| 91 | County and Towns/Villages should continue and add to the shared services concept. Do what makes sense - do not drive over one road to get to another to plow and not handle the 1st road while on it. (many/many examples in the county)   | May 3, 2014 8:42 AM  |
| 92 | The County should take a more proactive role in economic development. It does well in planning and tourism, but does not have staff with economic development expertise or the financial resources to undertake significant economic development initiatives that could lead to improving the local economy. | May 2, 2014 2:50 PM  |
| 93 | We need to have dedicated multi use Trails that include HORSES. This would attract tourism and maybe some businesses that cater to this.   | Apr 30, 2014 8:27 PM |
| 94 | Connect Catt Co trails with Chaut Co trails.   | Apr 30, 2014 4:14 PM |
| 95 | Please do do any big changes   | Apr 30, 2014 2:10 PM |



| 1. Where do you live?    |                         |               |             |             |              |                 |
|--------------------------|-------------------------|---------------|-------------|-------------|--------------|-----------------|
|                          | What is your age group? |               |             |             |              |                 |
|                          | Under 18                | 18 to 30      | 31 to 45    | 46 to 64    | 65 or older  | Response Totals |
| Town of Allegany         | 31.6%<br>(12)           | 36.6%<br>(30) | 4.7%<br>(3) | 9.8%<br>(8) | 5.6%<br>(1)  | 19.0%<br>(54)   |
| Village of Allegany      | 10.5%<br>(4)            | 13.4%<br>(11) | 1.6%<br>(1) | 4.9%<br>(4) | 0.0%<br>(0)  | 7.0%<br>(20)    |
| Ashford                  | 0.0%<br>(0)             | 2.4%<br>(2)   | 6.3%<br>(4) | 4.9%<br>(4) | 5.6%<br>(1)  | 3.9%<br>(11)    |
| Carrollton               | 5.3%<br>(2)             | 6.1%<br>(5)   | 1.6%<br>(1) | 0.0%<br>(0) | 11.1%<br>(2) | 3.5%<br>(10)    |
| Village of Cattaraugus   | 2.6%<br>(1)             | 1.2%<br>(1)   | 1.6%<br>(1) | 2.4%<br>(2) | 5.6%<br>(1)  | 2.1%<br>(6)     |
| Coldspring               | 0.0%<br>(0)             | 0.0%<br>(0)   | 0.0%<br>(0) | 0.0%<br>(0) | 0.0%<br>(0)  | 0.0%<br>(0)     |
| Conewango                | 0.0%<br>(0)             | 0.0%<br>(0)   | 1.6%<br>(1) | 2.4%<br>(2) | 0.0%<br>(0)  | 1.1%<br>(3)     |
| Dayton                   | 0.0%<br>(0)             | 0.0%<br>(0)   | 0.0%<br>(0) | 2.4%<br>(2) | 0.0%<br>(0)  | 0.7%<br>(2)     |
| Delevan                  | 0.0%<br>(0)             | 1.2%<br>(1)   | 1.6%<br>(1) | 0.0%<br>(0) | 0.0%<br>(0)  | 0.7%<br>(2)     |
| East Otto                | 0.0%<br>(0)             | 0.0%<br>(0)   | 1.6%<br>(1) | 1.2%<br>(1) | 0.0%<br>(0)  | 0.7%<br>(2)     |
| Town of Ellicottville    | 0.0%<br>(0)             | 0.0%<br>(0)   | 1.6%<br>(1) | 0.0%<br>(0) | 0.0%<br>(0)  | 0.4%<br>(1)     |
| Village of Ellicottville | 0.0%<br>(0)             | 0.0%<br>(0)   | 1.6%<br>(1) | 1.2%<br>(1) | 5.6%<br>(1)  | 1.1%<br>(3)     |
| Farmersville             | 0.0%<br>(0)             | 1.2%<br>(1)   | 1.6%<br>(1) | 3.7%<br>(3) | 0.0%<br>(0)  | 1.8%<br>(5)     |

|                          |              |             |                             |             |             |              |
|--------------------------|--------------|-------------|-----------------------------|-------------|-------------|--------------|
| Town of Franklinville    | 0.0%<br>(0)  | 1.2%<br>(1) | 0.0%<br>(0)                 | 0.0%<br>(0) | 5.6%<br>(1) | 0.7%<br>(2)  |
| Village of Franklinville | 0.0%<br>(0)  | 0.0%<br>(0) | 6.3%<br>(4)                 | 0.0%<br>(0) | 0.0%<br>(0) | 1.4%<br>(4)  |
| Freedom                  | 0.0%<br>(0)  | 0.0%<br>(0) | 0.0%<br>(0)                 | 1.2%<br>(1) | 0.0%<br>(0) | 0.4%<br>(1)  |
| Gowanda                  | 0.0%<br>(0)  | 0.0%<br>(0) | 0.0%<br>(0)                 | 2.4%<br>(2) | 0.0%<br>(0) | 0.7%<br>(2)  |
| Great Valley             | 0.0%<br>(0)  | 1.2%<br>(1) | <b>17.2%</b><br><b>(11)</b> | 7.3%<br>(6) | 0.0%<br>(0) | 6.3%<br>(18) |
| Hinsdale                 | 23.7%<br>(9) | 6.1%<br>(5) | 3.1%<br>(2)                 | 4.9%<br>(4) | 0.0%<br>(0) | 7.0%<br>(20) |
| Humphrey                 | 0.0%<br>(0)  | 0.0%<br>(0) | 1.6%<br>(1)                 | 3.7%<br>(3) | 0.0%<br>(0) | 1.4%<br>(4)  |
| Ischua                   | 0.0%<br>(0)  | 0.0%<br>(0) | 0.0%<br>(0)                 | 0.0%<br>(0) | 0.0%<br>(0) | 0.0%<br>(0)  |
| Leon                     | 0.0%<br>(0)  | 0.0%<br>(0) | 0.0%<br>(0)                 | 0.0%<br>(0) | 0.0%<br>(0) | 0.0%<br>(0)  |
| Town of Little Valley    | 0.0%<br>(0)  | 1.2%<br>(1) | 0.0%<br>(0)                 | 2.4%<br>(2) | 5.6%<br>(1) | 1.4%<br>(4)  |
| Village of Little Valley | 0.0%<br>(0)  | 0.0%<br>(0) | 6.3%<br>(4)                 | 0.0%<br>(0) | 5.6%<br>(1) | 1.8%<br>(5)  |
| Lyndon                   | 0.0%<br>(0)  | 0.0%<br>(0) | 0.0%<br>(0)                 | 0.0%<br>(0) | 0.0%<br>(0) | 0.0%<br>(0)  |
| Machias                  | 0.0%<br>(0)  | 0.0%<br>(0) | 1.6%<br>(1)                 | 1.2%<br>(1) | 5.6%<br>(1) | 1.1%<br>(3)  |
| Mansfield                | 0.0%<br>(0)  | 2.4%<br>(2) | 1.6%<br>(1)                 | 2.4%<br>(2) | 5.6%<br>(1) | 2.1%<br>(6)  |
| Napoli                   | 0.0%<br>(0)  | 1.2%<br>(1) | 3.1%<br>(2)                 | 0.0%<br>(0) | 0.0%<br>(0) | 1.1%<br>(3)  |
| New Albion               | 2.6%<br>(1)  | 1.2%<br>(1) | 1.6%<br>(1)                 | 0.0%<br>(0) | 5.6%<br>(1) | 1.4%<br>(4)  |

|                          |              |               |              |                             |                            |              |
|--------------------------|--------------|---------------|--------------|-----------------------------|----------------------------|--------------|
| City of Olean            | 2.6%<br>(1)  | 3.7%<br>(3)   | 12.5%<br>(8) | <b>14.6%</b><br><b>(12)</b> | <b>16.7%</b><br><b>(3)</b> | 9.5%<br>(27) |
| Town of Olean            | 10.5%<br>(4) | 3.7%<br>(3)   | 1.6%<br>(1)  | 4.9%<br>(4)                 | 0.0%<br>(0)                | 4.2%<br>(12) |
| Otto                     | 0.0%<br>(0)  | 0.0%<br>(0)   | 1.6%<br>(1)  | 3.7%<br>(3)                 | 0.0%<br>(0)                | 1.4%<br>(4)  |
| Perrysburg               | 0.0%<br>(0)  | 0.0%<br>(0)   | 0.0%<br>(0)  | 0.0%<br>(0)                 | 0.0%<br>(0)                | 0.0%<br>(0)  |
| Persia                   | 0.0%<br>(0)  | 0.0%<br>(0)   | 0.0%<br>(0)  | 1.2%<br>(1)                 | 11.1%<br>(2)               | 1.1%<br>(3)  |
| Town of Portville        | 0.0%<br>(0)  | 0.0%<br>(0)   | 1.6%<br>(1)  | 4.9%<br>(4)                 | 0.0%<br>(0)                | 1.8%<br>(5)  |
| Village of Portville     | 0.0%<br>(0)  | 0.0%<br>(0)   | 1.6%<br>(1)  | 0.0%<br>(0)                 | 0.0%<br>(0)                | 0.4%<br>(1)  |
| Randolph                 | 10.5%<br>(4) | 13.4%<br>(11) | 7.8%<br>(5)  | 0.0%<br>(0)                 | 0.0%<br>(0)                | 7.0%<br>(20) |
| Red House                | 0.0%<br>(0)  | 0.0%<br>(0)   | 0.0%<br>(0)  | 0.0%<br>(0)                 | 5.6%<br>(1)                | 0.4%<br>(1)  |
| City of Salamanca        | 0.0%<br>(0)  | 1.2%<br>(1)   | 4.7%<br>(3)  | 7.3%<br>(6)                 | 0.0%<br>(0)                | 3.5%<br>(10) |
| Town of Salamanca        | 0.0%<br>(0)  | 0.0%<br>(0)   | 0.0%<br>(0)  | 2.4%<br>(2)                 | 0.0%<br>(0)                | 0.7%<br>(2)  |
| South Dayton             | 0.0%<br>(0)  | 0.0%<br>(0)   | 1.6%<br>(1)  | 0.0%<br>(0)                 | 0.0%<br>(0)                | 0.4%<br>(1)  |
| South Valley             | 0.0%<br>(0)  | 1.2%<br>(1)   | 0.0%<br>(0)  | 0.0%<br>(0)                 | 0.0%<br>(0)                | 0.4%<br>(1)  |
| Yorkshire                | 0.0%<br>(0)  | 0.0%<br>(0)   | 0.0%<br>(0)  | 2.4%<br>(2)                 | 0.0%<br>(0)                | 0.7%<br>(2)  |
| Other (please specify)   | 1 reply      | 5 replies     | 3 replies    | 5 replies                   | 1 reply                    | 15           |
| <b>answered question</b> | <b>38</b>    | <b>82</b>     | <b>64</b>    | <b>82</b>                   | <b>18</b>                  | <b>284</b>   |
| <b>skipped question</b>  |              |               |              |                             |                            | <b>13</b>    |

## 2. What is your age group?

|                          | What is your age group? |                       |                       |                       |                       |                      |
|--------------------------|-------------------------|-----------------------|-----------------------|-----------------------|-----------------------|----------------------|
|                          | Under 18                | 18 to 30              | 31 to 45              | 46 to 64              | 65 or older           | Response Totals      |
| Under 18                 | <b>100.0%</b><br>(39)   | 0.0%<br>(0)           | 0.0%<br>(0)           | 0.0%<br>(0)           | 0.0%<br>(0)           | 13.1%<br>(39)        |
| 18 to 30                 | 0.0%<br>(0)             | <b>100.0%</b><br>(85) | 0.0%<br>(0)           | 0.0%<br>(0)           | 0.0%<br>(0)           | <b>28.6%</b><br>(85) |
| 31 to 45                 | 0.0%<br>(0)             | 0.0%<br>(0)           | <b>100.0%</b><br>(67) | 0.0%<br>(0)           | 0.0%<br>(0)           | 22.6%<br>(67)        |
| 46 to 64                 | 0.0%<br>(0)             | 0.0%<br>(0)           | 0.0%<br>(0)           | <b>100.0%</b><br>(85) | 0.0%<br>(0)           | <b>28.6%</b><br>(85) |
| 65 or older              | 0.0%<br>(0)             | 0.0%<br>(0)           | 0.0%<br>(0)           | 0.0%<br>(0)           | <b>100.0%</b><br>(21) | 7.1%<br>(21)         |
| <b>answered question</b> | 39                      | 85                    | 67                    | 85                    | 21                    | <b>297</b>           |
| <b>skipped question</b>  |                         |                       |                       |                       |                       | <b>0</b>             |

## 3. How long have you lived in Cattaraugus County?

|                          | What is your age group? |                      |                      |                      |                      |                       |
|--------------------------|-------------------------|----------------------|----------------------|----------------------|----------------------|-----------------------|
|                          | Under 18                | 18 to 30             | 31 to 45             | 46 to 64             | 65 or older          | Response Totals       |
| Less than 5 years        | 10.3%<br>(4)            | 10.6%<br>(9)         | 13.4%<br>(9)         | 9.5%<br>(8)          | 0.0%<br>(0)          | 10.2%<br>(30)         |
| 6 to 20 years            | <b>89.7%</b><br>(35)    | <b>75.3%</b><br>(64) | 26.9%<br>(18)        | 15.5%<br>(13)        | 15.8%<br>(3)         | <b>45.2%</b><br>(133) |
| More than 20 years       | 0.0%<br>(0)             | 14.1%<br>(12)        | <b>59.7%</b><br>(40) | <b>75.0%</b><br>(63) | <b>84.2%</b><br>(16) | 44.6%<br>(131)        |
| <b>answered question</b> | 39                      | 85                   | 67                   | 84                   | 19                   | <b>294</b>            |
| <b>skipped question</b>  |                         |                      |                      |                      |                      | <b>3</b>              |

#### 4. What is the highest level of education that you have completed?

|                          | What is your age group?     |                             |                             |                             |                            | Response Totals             |
|--------------------------|-----------------------------|-----------------------------|-----------------------------|-----------------------------|----------------------------|-----------------------------|
|                          | Under 18                    | 18 to 30                    | 31 to 45                    | 46 to 64                    | 65 or older                |                             |
| Some high school         | <b>64.1%</b><br><b>(25)</b> | 25.9%<br>(22)               | 0.0%<br>(0)                 | 0.0%<br>(0)                 | 0.0%<br>(0)                | 15.9%<br>(47)               |
| High school graduate     | 33.3%<br>(13)               | <b>48.2%</b><br><b>(41)</b> | 9.0%<br>(6)                 | 9.5%<br>(8)                 | 14.3%<br>(3)               | <b>24.0%</b><br><b>(71)</b> |
| Some college, no degree  | 2.6%<br>(1)                 | 11.8%<br>(10)               | 14.9%<br>(10)               | 27.4%<br>(23)               | 23.8%<br>(5)               | 16.6%<br>(49)               |
| College degree           | 0.0%<br>(0)                 | 11.8%<br>(10)               | <b>50.7%</b><br><b>(34)</b> | 27.4%<br>(23)               | 19.0%<br>(4)               | <b>24.0%</b><br><b>(71)</b> |
| Graduate degree          | 0.0%<br>(0)                 | 2.4%<br>(2)                 | 25.4%<br>(17)               | <b>35.7%</b><br><b>(30)</b> | <b>42.9%</b><br><b>(9)</b> | 19.6%<br>(58)               |
| <b>answered question</b> | <b>39</b>                   | <b>85</b>                   | <b>67</b>                   | <b>84</b>                   | <b>21</b>                  | <b>296</b>                  |
| <b>skipped question</b>  |                             |                             |                             |                             |                            | <b>1</b>                    |

## 5. Please rank the following topics based on their importance to Cattaraugus County.

|                                  |                | What is your age group?     |                             |                             |                             |                             |                 |
|----------------------------------|----------------|-----------------------------|-----------------------------|-----------------------------|-----------------------------|-----------------------------|-----------------|
|                                  |                | Under 18                    | 18 to 30                    | 31 to 45                    | 46 to 64                    | 65 or older                 | Response Totals |
| Agriculture                      | Very Important | 36.1%<br>(13)               | <b>42.2%</b><br><b>(35)</b> | <b>58.3%</b><br><b>(35)</b> | <b>66.2%</b><br><b>(49)</b> | 41.2%<br>(7)                |                 |
|                                  | Important      | <b>47.2%</b><br><b>(17)</b> | 30.1%<br>(25)               | 38.3%<br>(23)               | 31.1%<br>(23)               | <b>58.8%</b><br><b>(10)</b> |                 |
|                                  | Neutral        | 13.9%<br>(5)                | 27.7%<br>(23)               | 1.7%<br>(1)                 | 2.7%<br>(2)                 | 0.0%<br>(0)                 |                 |
|                                  | Not Important  | 2.8%<br>(1)                 | 0.0%<br>(0)                 | 1.7%<br>(1)                 | 0.0%<br>(0)                 | 0.0%<br>(0)                 |                 |
| rating average                   |                | 1.83<br>(36)                | 1.86<br>(83)                | 1.47<br>(60)                | 1.36<br>(74)                | 1.59<br>(17)                | 1.61<br>(270)   |
| Access to locally produced foods | Very Important | 16.7%<br>(6)                | 30.1%<br>(25)               | <b>50.0%</b><br><b>(30)</b> | <b>60.8%</b><br><b>(45)</b> | 35.3%<br>(6)                |                 |
|                                  | Important      | <b>44.4%</b><br><b>(16)</b> | <b>48.2%</b><br><b>(40)</b> | 40.0%<br>(24)               | 29.7%<br>(22)               | <b>52.9%</b><br><b>(9)</b>  |                 |
|                                  | Neutral        | 36.1%<br>(13)               | 19.3%<br>(16)               | 10.0%<br>(6)                | 8.1%<br>(6)                 | 5.9%<br>(1)                 |                 |
|                                  | Not Important  | 2.8%<br>(1)                 | 2.4%<br>(2)                 | 0.0%<br>(0)                 | 1.4%<br>(1)                 | 5.9%<br>(1)                 |                 |
| rating average                   |                | 2.25<br>(36)                | 1.94<br>(83)                | 1.60<br>(60)                | 1.50<br>(74)                | 1.82<br>(17)                | 1.78<br>(270)   |
| City, Village and Town renewal   | Very Important | 13.9%<br>(5)                | 22.0%<br>(18)               | 33.3%<br>(20)               | <b>47.2%</b><br><b>(34)</b> | <b>62.5%</b><br><b>(10)</b> |                 |
|                                  | Important      | 36.1%<br>(13)               | <b>52.4%</b><br><b>(43)</b> | <b>41.7%</b><br><b>(25)</b> | 38.9%<br>(28)               | 18.8%<br>(3)                |                 |
|                                  | Neutral        | <b>38.9%</b><br><b>(14)</b> | 23.2%<br>(19)               | 21.7%<br>(13)               | 12.5%<br>(9)                | 18.8%<br>(3)                |                 |
|                                  | Not Important  | 11.1%<br>(4)                | 2.4%<br>(2)                 | 3.3%<br>(2)                 | 1.4%<br>(1)                 | 0.0%<br>(0)                 |                 |

|  |                       |                             |                             |                             |                             |                             |               |
|--|-----------------------|-----------------------------|-----------------------------|-----------------------------|-----------------------------|-----------------------------|---------------|
| rating average   |                       | 2.47<br>(36)                | 2.06<br>(82)                | 1.95<br>(60)                | 1.68<br>(72)                | 1.56<br>(16)                | 1.96<br>(266) |
| Protection of natural features (forests, water, hillsides, etc.)                       | <b>Very Important</b> | 27.8%<br>(10)               | <b>47.0%</b><br><b>(39)</b> | <b>52.5%</b><br><b>(31)</b> | <b>68.0%</b><br><b>(51)</b> | <b>81.3%</b><br><b>(13)</b> |               |
|  | <b>Important</b>      | <b>41.7%</b><br><b>(15)</b> | 39.8%<br>(33)               | 37.3%<br>(22)               | 28.0%<br>(21)               | 12.5%<br>(2)                |               |
|  | <b>Neutral</b>        | 27.8%<br>(10)               | 9.6%<br>(8)                 | 10.2%<br>(6)                | 4.0%<br>(3)                 | 6.3%<br>(1)                 |               |
|  | <b>Not Important</b>  | 2.8%<br>(1)                 | 3.6%<br>(3)                 | 0.0%<br>(0)                 | 0.0%<br>(0)                 | 0.0%<br>(0)                 |               |
| rating average   |                       | 2.06<br>(36)                | 1.70<br>(83)                | 1.58<br>(59)                | 1.36<br>(75)                | 1.25<br>(16)                | 1.60<br>(269) |
| Utilization of natural resources (gravel, oil & gas, timber, water, wind, solar, etc.) | <b>Very Important</b> | 25.0%<br>(9)                | <b>41.5%</b><br><b>(34)</b> | <b>39.0%</b><br><b>(23)</b> | <b>56.6%</b><br><b>(43)</b> | <b>52.9%</b><br><b>(9)</b>  |               |
|  | <b>Important</b>      | <b>55.6%</b><br><b>(20)</b> | 36.6%<br>(30)               | 37.3%<br>(22)               | 22.4%<br>(17)               | 47.1%<br>(8)                |               |
|  | <b>Neutral</b>        | 11.1%<br>(4)                | 20.7%<br>(17)               | 23.7%<br>(14)               | 15.8%<br>(12)               | 0.0%<br>(0)                 |               |
|  | <b>Not Important</b>  | 8.3%<br>(3)                 | 1.2%<br>(1)                 | 0.0%<br>(0)                 | 5.3%<br>(4)                 | 0.0%<br>(0)                 |               |
| rating average   |                       | 2.03<br>(36)                | 1.82<br>(82)                | 1.85<br>(59)                | 1.70<br>(76)                | 1.47<br>(17)                | 1.80<br>(270) |
| Economic development (bringing in new businesses, retaining existing businesses, etc.) | <b>Very Important</b> | 27.8%<br>(10)               | <b>49.4%</b><br><b>(41)</b> | <b>71.7%</b><br><b>(43)</b> | <b>73.7%</b><br><b>(56)</b> | <b>82.4%</b><br><b>(14)</b> |               |
|  | <b>Important</b>      | <b>44.4%</b><br><b>(16)</b> | 33.7%<br>(28)               | 21.7%<br>(13)               | 21.1%<br>(16)               | 17.6%<br>(3)                |               |
|  | <b>Neutral</b>        | 25.0%<br>(9)                | 14.5%<br>(12)               | 6.7%<br>(4)                 | 3.9%<br>(3)                 | 0.0%<br>(0)                 |               |
|  | <b>Not Important</b>  | 2.8%<br>(1)                 | 2.4%<br>(2)                 | 0.0%<br>(0)                 | 1.3%<br>(1)                 | 0.0%<br>(0)                 |               |
| rating average   |                       | 2.03<br>(36)                | 1.70<br>(83)                | 1.35<br>(60)                | 1.33<br>(76)                | 1.18<br>(17)                | 1.53<br>(272) |
| Tourism  | <b>Very</b>           | 5.6%                        | 13.3%                       | 34.5%                       | <b>44.7%</b>                | <b>52.9%</b>                |               |

|   |                       |                             |                             |                             |                             |                             |               |
|---|-----------------------|-----------------------------|-----------------------------|-----------------------------|-----------------------------|-----------------------------|---------------|
|   | <b>Important</b>      | (2)                         | (11)                        | (20)                        | <b>(34)</b>                 | <b>(9)</b>                  |               |
|   | <b>Important</b>      | 16.7%<br>(6)                | 19.3%<br>(16)               | <b>39.7%</b><br><b>(23)</b> | 35.5%<br>(27)               | 29.4%<br>(5)                |               |
|   | <b>Neutral</b>        | <b>38.9%</b><br><b>(14)</b> | <b>47.0%</b><br><b>(39)</b> | 19.0%<br>(11)               | 18.4%<br>(14)               | 17.6%<br>(3)                |               |
|   | <b>Not Important</b>  | <b>38.9%</b><br><b>(14)</b> | 20.5%<br>(17)               | 6.9%<br>(4)                 | 1.3%<br>(1)                 | 0.0%<br>(0)                 |               |
| rating average  |                       | 3.11<br>(36)                | 2.75<br>(83)                | 1.98<br>(58)                | 1.76<br>(76)                | 1.65<br>(17)                | 2.29<br>(270) |
| Arts (local arts organizations, museums, music, plays, etc.)  | <b>Very Important</b> | 16.7%<br>(6)                | 15.7%<br>(13)               | 15.0%<br>(9)                | 27.4%<br>(20)               | 25.0%<br>(4)                |               |
|   | <b>Important</b>      | <b>30.6%</b><br><b>(11)</b> | 26.5%<br>(22)               | <b>45.0%</b><br><b>(27)</b> | <b>46.6%</b><br><b>(34)</b> | <b>68.8%</b><br><b>(11)</b> |               |
|   | <b>Neutral</b>        | <b>30.6%</b><br><b>(11)</b> | <b>42.2%</b><br><b>(35)</b> | 33.3%<br>(20)               | 16.4%<br>(12)               | 0.0%<br>(0)                 |               |
|   | <b>Not Important</b>  | 22.2%<br>(8)                | 15.7%<br>(13)               | 6.7%<br>(4)                 | 9.6%<br>(7)                 | 6.3%<br>(1)                 |               |
| rating average  |                       | 2.58<br>(36)                | 2.58<br>(83)                | 2.32<br>(60)                | 2.08<br>(73)                | 1.88<br>(16)                | 2.34<br>(268) |
| Culture and History (Seneca Nation of Indians, Amish, County and local history, etc.)                               | <b>Very Important</b> | 19.4%<br>(7)                | 18.1%<br>(15)               | 15.0%<br>(9)                | 23.7%<br>(18)               | 29.4%<br>(5)                |               |
|   | <b>Important</b>      | 19.4%<br>(7)                | 27.7%<br>(23)               | <b>41.7%</b><br><b>(25)</b> | <b>50.0%</b><br><b>(38)</b> | <b>58.8%</b><br><b>(10)</b> |               |
|   | <b>Neutral</b>        | <b>38.9%</b><br><b>(14)</b> | <b>41.0%</b><br><b>(34)</b> | 33.3%<br>(20)               | 21.1%<br>(16)               | 11.8%<br>(2)                |               |
|   | <b>Not Important</b>  | 22.2%<br>(8)                | 13.3%<br>(11)               | 10.0%<br>(6)                | 5.3%<br>(4)                 | 0.0%<br>(0)                 |               |
| rating average  |                       | 2.64<br>(36)                | 2.49<br>(83)                | 2.38<br>(60)                | 2.08<br>(76)                | 1.82<br>(17)                | 2.33<br>(272) |
| Infrastructure (upgrading and repairing roads and bridges, water lines, sewer lines, other public facilities, etc.) | <b>Very Important</b> | <b>44.4%</b><br><b>(16)</b> | <b>55.4%</b><br><b>(46)</b> | <b>58.3%</b><br><b>(35)</b> | <b>80.0%</b><br><b>(60)</b> | <b>88.2%</b><br><b>(15)</b> |               |
|   | <b>Important</b>      | 22.2%<br>(8)                | 26.5%<br>(22)               | 35.0%<br>(21)               | 16.0%<br>(12)               | 11.8%<br>(2)                |               |



|   |                       |                             |                             |                             |                             |                             |               |
|---|-----------------------|-----------------------------|-----------------------------|-----------------------------|-----------------------------|-----------------------------|---------------|
|   | <b>Neutral</b>        | 19.4%<br>(7)                | 12.0%<br>(10)               | 6.7%<br>(4)                 | 4.0%<br>(3)                 | 0.0%<br>(0)                 |               |
|   | <b>Not Important</b>  | 13.9%<br>(5)                | 6.0%<br>(5)                 | 0.0%<br>(0)                 | 0.0%<br>(0)                 | 0.0%<br>(0)                 |               |
|   | rating average        | 2.03<br>(36)                | 1.69<br>(83)                | 1.48<br>(60)                | 1.24<br>(75)                | 1.12<br>(17)                | 1.53<br>(271) |
| Planning for an aging population (housing, accessibility, transportation, etc.)   | <b>Very Important</b> | 16.7%<br>(6)                | 19.3%<br>(16)               | 8.5%<br>(5)                 | <b>43.4%</b><br><b>(33)</b> | <b>58.8%</b><br><b>(10)</b> |               |
|   | <b>Important</b>      | <b>38.9%</b><br><b>(14)</b> | <b>50.6%</b><br><b>(42)</b> | <b>57.6%</b><br><b>(34)</b> | <b>43.4%</b><br><b>(33)</b> | 23.5%<br>(4)                |               |
|   | <b>Neutral</b>        | 30.6%<br>(11)               | 25.3%<br>(21)               | 32.2%<br>(19)               | 13.2%<br>(10)               | 17.6%<br>(3)                |               |
|   | <b>Not Important</b>  | 13.9%<br>(5)                | 4.8%<br>(4)                 | 1.7%<br>(1)                 | 0.0%<br>(0)                 | 0.0%<br>(0)                 |               |
|   | rating average        | 2.42<br>(36)                | 2.16<br>(83)                | 2.27<br>(59)                | 1.70<br>(76)                | 1.59<br>(17)                | 2.05<br>(271) |
| Public transportation (buses, van service, other rural transportation services)   | <b>Very Important</b> | 2.9%<br>(1)                 | 13.3%<br>(11)               | 8.3%<br>(5)                 | 29.7%<br>(22)               | <b>47.1%</b><br><b>(8)</b>  |               |
|   | <b>Important</b>      | 31.4%<br>(11)               | 30.1%<br>(25)               | 28.3%<br>(17)               | <b>37.8%</b><br><b>(28)</b> | 29.4%<br>(5)                |               |
|   | <b>Neutral</b>        | <b>37.1%</b><br><b>(13)</b> | <b>37.3%</b><br><b>(31)</b> | <b>43.3%</b><br><b>(26)</b> | 25.7%<br>(19)               | 17.6%<br>(3)                |               |
|   | <b>Not Important</b>  | 28.6%<br>(10)               | 19.3%<br>(16)               | 20.0%<br>(12)               | 6.8%<br>(5)                 | 5.9%<br>(1)                 |               |
|   | rating average        | 2.91<br>(35)                | 2.63<br>(83)                | 2.75<br>(60)                | 2.09<br>(74)                | 1.82<br>(17)                | 2.49<br>(269) |
| Pedestrian/bicyclist transportation improvements (sidewalks, crosswalks, trails, etc. for walkers, hikers and bicyclists) | <b>Very Important</b> | 8.3%<br>(3)                 | 19.3%<br>(16)               | 30.5%<br>(18)               | 30.3%<br>(23)               | <b>35.3%</b><br><b>(6)</b>  |               |
|   | <b>Important</b>      | <b>38.9%</b><br><b>(14)</b> | <b>38.6%</b><br><b>(32)</b> | 23.7%<br>(14)               | <b>40.8%</b><br><b>(31)</b> | 23.5%<br>(4)                |               |
|   | <b>Neutral</b>        | 36.1%<br>(13)               | 33.7%<br>(28)               | <b>33.9%</b><br><b>(20)</b> | 27.6%<br>(21)               | <b>35.3%</b><br><b>(6)</b>  |               |
|   | <b>Not Important</b>  | 16.7%<br>(6)                | 8.4%<br>(7)                 | 11.9%<br>(7)                | 1.3%<br>(1)                 | 5.9%<br>(1)                 |               |

|                          |              |              |              |              |              |               |
|--------------------------|--------------|--------------|--------------|--------------|--------------|---------------|
| rating average           | 2.61<br>(36) | 2.31<br>(83) | 2.27<br>(59) | 2.00<br>(76) | 2.12<br>(17) | 2.24<br>(271) |
| <b>answered question</b> | 36           | 83           | 60           | 76           | 17           | <b>272</b>    |
| <b>skipped question</b>  |              |              |              |              |              | <b>25</b>     |

## 6. Please pick the sentence that best matches your preference.

|  | What is your age group?     |                             |                             |                             |                             | Response Totals              |
|--|-----------------------------|-----------------------------|-----------------------------|-----------------------------|-----------------------------|------------------------------|
|  | Under 18                    | 18 to 30                    | 31 to 45                    | 46 to 64                    | 65 or older                 |                              |
| Cattaraugus County should strive to stay rural in character and limit new growth.  | 14.3%<br>(5)                | 18.3%<br>(15)               | 11.7%<br>(7)                | 6.6%<br>(5)                 | 17.6%<br>(3)                | 13.0%<br>(35)                |
| Cattaraugus County needs to grow, but growth should be concentrated in and around our existing cities, villages and hamlets, and not in areas not served by existing infrastructure. | <b>54.3%</b><br><b>(19)</b> | <b>52.4%</b><br><b>(43)</b> | <b>75.0%</b><br><b>(45)</b> | <b>64.5%</b><br><b>(49)</b> | <b>70.6%</b><br><b>(12)</b> | <b>62.2%</b><br><b>(168)</b> |
| Growth is progress and Cattaraugus County should not try to limit growth and development in any way.   | 31.4%<br>(11)               | 29.3%<br>(24)               | 13.3%<br>(8)                | 28.9%<br>(22)               | 11.8%<br>(2)                | 24.8%<br>(67)                |
| <b>answered question</b>   | 35                          | 82                          | 60                          | 76                          | 17                          | <b>270</b>                   |
| <b>skipped question</b>  |                             |                             |                             |                             |                             | <b>27</b>                    |

**7. Which of the following elements of Cattaraugus County are most important to you?  
(Please select only the top three)**

|   | What is your age group?     |                             |                             |                             |                            | Response Totals              |
|---|-----------------------------|-----------------------------|-----------------------------|-----------------------------|----------------------------|------------------------------|
|   | Under 18                    | 18 to 30                    | 31 to 45                    | 46 to 64                    | 65 or older                |                              |
| Rural Character   | 24.3%<br>(9)                | 20.5%<br>(17)               | 41.7%<br>(25)               | 35.5%<br>(27)               | 35.3%<br>(6)               | 30.8%<br>(84)                |
| Agriculture   | 18.9%<br>(7)                | 26.5%<br>(22)               | 31.7%<br>(19)               | 25.0%<br>(19)               | 35.3%<br>(6)               | 26.7%<br>(73)                |
| Forests and open space  | 48.6%<br>(18)               | 38.6%<br>(32)               | 41.7%<br>(25)               | 28.9%<br>(22)               | 35.3%<br>(6)               | 37.7%<br>(103)               |
| Outdoor recreation  | 40.5%<br>(15)               | 36.1%<br>(30)               | 43.3%<br>(26)               | 26.3%<br>(20)               | 11.8%<br>(2)               | 34.1%<br>(93)                |
| Local shops and business districts (being able to shop nearby)              | 35.1%<br>(13)               | 33.7%<br>(28)               | 28.3%<br>(17)               | 34.2%<br>(26)               | 41.2%<br>(7)               | 33.3%<br>(91)                |
| Local employment opportunities (being able to find a job within the County) | 54.1%<br>(20)               | <b>60.2%</b><br><b>(50)</b> | <b>60.0%</b><br><b>(36)</b> | <b>60.5%</b><br><b>(46)</b> | <b>52.9%</b><br><b>(9)</b> | <b>59.0%</b><br><b>(161)</b> |
| Quality schools   | <b>59.5%</b><br><b>(22)</b> | 43.4%<br>(36)               | <b>60.0%</b><br><b>(36)</b> | 48.7%<br>(37)               | 17.6%<br>(3)               | 49.1%<br>(134)               |
| Quality health care facilities  | 16.2%<br>(6)                | 15.7%<br>(13)               | 28.3%<br>(17)               | 42.1%<br>(32)               | <b>52.9%</b><br><b>(9)</b> | 28.2%<br>(77)                |
| Small town character  | 24.3%<br>(9)                | 21.7%<br>(18)               | 21.7%<br>(13)               | 22.4%<br>(17)               | 29.4%<br>(5)               | 22.7%<br>(62)                |
| Completion of Route 219 Expressway  | 21.6%<br>(8)                | 18.1%<br>(15)               | 21.7%<br>(13)               | 25.0%<br>(19)               | 29.4%<br>(5)               | 22.0%<br>(60)                |
| Timbering   | 5.4%<br>(2)                 | 6.0%<br>(5)                 | 1.7%<br>(1)                 | 2.6%<br>(2)                 | 11.8%<br>(2)               | 4.4%<br>(12)                 |
| Oil and gas extraction  | 16.2%<br>(6)                | 14.5%<br>(12)               | 8.3%<br>(5)                 | 7.9%<br>(6)                 | 5.9%<br>(1)                | 11.0%<br>(30)                |
| <b>answered question</b>  | <b>37</b>                   | <b>83</b>                   | <b>60</b>                   | <b>76</b>                   | <b>17</b>                  | <b>273</b>                   |
| <b>skipped question</b>   |                             |                             |                             |                             |                            | <b>24</b>                    |

### 8. Please list what you feel are the top three issues facing Cattaraugus County.

|                          | What is your age group? |            |            |            |             |                |
|--------------------------|-------------------------|------------|------------|------------|-------------|----------------|
|                          | Under 18                | 18 to 30   | 31 to 45   | 46 to 64   | 65 or older | Response Count |
|                          | 32 replies              | 61 replies | 42 replies | 56 replies | 16 replies  | 207            |
| <b>answered question</b> | 32                      | 61         | 42         | 56         | 16          | <b>207</b>     |
| <b>skipped question</b>  |                         |            |            |            |             | <b>90</b>      |

### 9. Is there anything else you would like to share?

|                          | What is your age group? |            |            |            |             |                |
|--------------------------|-------------------------|------------|------------|------------|-------------|----------------|
|                          | Under 18                | 18 to 30   | 31 to 45   | 46 to 64   | 65 or older | Response Count |
|                          | 15 replies              | 24 replies | 18 replies | 28 replies | 10 replies  | 95             |
| <b>answered question</b> | 15                      | 24         | 18         | 28         | 10          | <b>95</b>      |
| <b>skipped question</b>  |                         |            |            |            |             | <b>202</b>     |

|    | Under 18 | 18 to 30 | 31 to 45 | 46 to 64 | 65 or older | Other (please specify)                                   |
|----|----------|----------|----------|----------|-------------|--|
| 1  |          | X        |          |          |             | Bradford PA May 2, 2014 4:43 PM                          |
| 2  |          |          | X        |          |             | Cuba May 5, 2014 10:42 AM                                |
| 3  |          |          | X        |          |             | Seneca Allegany Territory May 21, 2014 9:21 AM           |
| 4  |          | X        |          |          |             | Limestone May 27, 2014 2:17 PM                           |
| 5  | X        |          |          |          |             | Town of Arcade May 29, 2014 8:49 AM                      |
| 6  |          |          |          | X        |             | forestville May 30, 2014 6:45 PM                         |
| 7  |          | X        |          |          |             | Adams Center May 31, 2014 12:46 PM                       |
| 8  |          |          |          |          | X           | Sinclairville, Chautauqua County Jun 3, 2014 6:43 AM     |
| 9  |          |          |          | X        |             | Erie County (raised in Catt. County) Jun 4, 2014 9:18 AM |
| 10 |          |          |          | X        |             | hamlet of east randolph Jun 4, 2014 3:51 PM              |

|    | Under 18 | 18 to 30 | 31 to 45 | 46 to 64 | 65 or older | Other (please specify) |                       |
|----|----------|----------|----------|----------|-------------|------------------------|-----------------------|
| 11 |          |          |          | X        |             | town of Cuba           | Jun 5, 2014 2:07 PM   |
| 12 |          |          |          | X        |             | Albany, NY             | Jun 16, 2014 12:02 PM |
| 13 |          | X        |          |          |             | West Valley            | Jul 3, 2014 9:56 AM   |
| 14 |          |          | X        |          |             | Kill Buck              | Jul 3, 2014 7:02 PM   |
| 15 |          | X        |          |          |             | joshspitzermacbookpro  | Aug 5, 2014 2:08 PM   |

|   | Under 18 | 18 to 30 | 31 to 45 | 46 to 64 | 65 or older | Response Text   |                      |
|---|----------|----------|----------|----------|-------------|---|----------------------|
| 1 |          |          |          | X        |             | Employment opportunities<br>Broadband availability<br>Dwindling population base   | Apr 29, 2014 9:39 PM |
| 2 |          |          |          | X        |             | #1 YOUTH DEVELOPMENT & EDUCATION (SCHOOLS & 4-H), #2 ECONOMIC DEVELOPMENT & EMPLOYMENT, #3 REBUILDING INFASTRUCTURE.                              | Apr 30, 2014 8:27 AM |
| 3 |          |          |          | X        |             | Taxes, Loss of quality employment for young people, More Taxes  | Apr 30, 2014 8:29 AM |
| 4 |          |          |          |          | X           | County roads & bridges<br>Health care-access to local doctors<br>Property taxes   | Apr 30, 2014 8:37 AM |
| 5 |          |          |          |          | X           | work for everyone able, health care, drugs.   | Apr 30, 2014 9:43 AM |
| 6 |          |          |          |          | X           | Do not lose the Rural and Small town character it makes the county a nice place to move and live in   | Apr 30, 2014 2:10 PM |
| 7 |          |          |          |          | X           | (1) Need more aggressive econ devel efforts<br>(2) Need more creative theme. Enchanted Mountains is growing old.<br>(3) Need property tax relief. | Apr 30, 2014 4:14 PM |

|    | Under 18 | 18 to 30 | 31 to 45 | 46 to 64 | 65 or older | Response Text  |                      |
|----|----------|----------|----------|----------|-------------|--|----------------------|
| 8  |          |          |          | X        |             | Keep this County rural and keep it's natural resources, Encourage business to the brownstone areas, Expand on tourism with the beautiful area with multi use trails and natural tourist attractions, Help agriculture to survive | Apr 30, 2014 8:27 PM |
| 9  |          |          |          | X        |             | Employment opportunity<br>Education<br>Health care   | May 2, 2014 2:50 PM  |
| 10 |          |          |          | X        |             | Development of airports for general aviation and passenger travel.   | May 2, 2014 4:31 PM  |
| 11 |          |          |          | X        |             | Young people graduating and never coming back to work here.<br>Need more physician specialists so there is less need to drive to Buffalo or other cities.<br>High taxes.   | May 2, 2014 4:57 PM  |
| 12 |          |          |          | X        |             | Budget control to keep tax base acceptable.<br>Ability to address the aging population needs<br>Ability to receive the planned casino revenue regulary   | May 3, 2014 8:42 AM  |
| 13 |          |          |          |          | X           | 1. Employment<br>2. Environment<br>3. Maintaining Infrastructure   | May 3, 2014 2:57 PM  |
| 14 |          |          |          | X        |             | Economic Development<br>Infrastructure Development   | May 5, 2014 9:08 AM  |
| 15 |          |          |          | X        |             | Lack of employment opportunities especially for professionals<br>High taxes and regulatory requirements stifle growth<br>Eroding infrastructure  | May 5, 2014 9:18 AM  |
| 16 |          |          |          | X        |             | Schools. Roads.<br>Recreation areas.   | May 5, 2014 10:24 AM |
| 17 |          |          | X        |          |             | Lack of employment opportunities, lack of businesses staying in the area, possible over development  | May 5, 2014 10:51 AM |
| 18 |          |          |          | X        |             | Poverty<br>Loss of jobs  | May 5, 2014 11:32 AM |

|    | Under 18 | 18 to 30 | 31 to 45 | 46 to 64 | 65 or older | Response Text  |                     |
|----|----------|----------|----------|----------|-------------|--|---------------------|
| 19 |          |          |          |          | X           | Economic Development<br>Access to human services<br>Employment   | May 5, 2014 4:46 PM |
| 20 |          |          | X        |          |             | 1. Decline in population.<br>2. Number of unemployed.<br>3. Infrastructure.  | May 6, 2014 2:47 PM |
| 21 |          |          | X        |          |             | aging population, need to<br>open up outdoor recreation<br>for motorized oof-road<br>vehicles  | May 6, 2014 2:55 PM |
| 22 |          |          | X        |          |             | population loss, too many<br>layers of gov, lack of local<br>employment  | May 6, 2014 3:12 PM |
| 23 |          |          | X        |          |             | lack of good jobs.<br>too much government<br>regulation.<br>need more job training and<br>education.   | May 6, 2014 3:33 PM |
| 24 |          |          |          | X        |             | 1). Small town political<br>cronyism.<br>2) Lack of loyalty to tax<br>payers.  | May 6, 2014 3:55 PM |
| 25 |          |          |          | X        |             | Declining population<br>School consolodation - 1 -3<br>regional high schools with<br>elementary/middle schools<br>staying local  | May 6, 2014 4:08 PM |
| 26 |          | X        |          |          |             | Jobs jobs & jobs - better<br>paying jobs. Quality Day<br>care so parents can have<br>jobs.   | May 6, 2014 5:53 PM |
| 27 |          |          | X        |          |             | Public School enrollment-<br>decreasing<br>Lack of above wage jobs<br>Roads not level for safe<br>driving (example Rt 240<br>and Cole Road both north<br>and south directions force<br>you into opposite lanes,<br>possibly causing accidents) | May 6, 2014 6:19 PM |
| 28 |          |          |          | X        |             | Jobs, economy,<br>infrastructure.  | May 6, 2014 6:31 PM |
| 29 |          | X        |          |          |             | job market<br>high taxes<br>nothing for our youth<br>consider asking nys to<br>reopen the youth facility on<br>mutton hollow as a rec<br>center  | May 6, 2014 6:50 PM |

|    | Under 18 | 18 to 30 | 31 to 45 | 46 to 64 | 65 or older | Response Text  |
|----|----------|----------|----------|----------|-------------|--|
| 30 |          |          |          | X        |             | a) Not enough involvement of our younger generation to guide us for the future. (too much say by our "older" generation and not allowing for younger input)<br>b) Public Transportation Coordination. (Utilize systems that exist along with re-developing the rail system.)<br>c) STOP WASTING DOLLARS ON 219! We want travelers to drive through our communities, not bypass them. |
| 31 |          |          | X        |          |             | Lack of a tax base. Lack of small business in the villages.  |
| 32 |          |          |          |          | X           | Infrastructure<br>Property taxes<br>Employment opportunities   |
| 33 |          |          |          | X        |             | 1. Economic development, ie., bringing in new jobs, retaining jobs. 2. Jobs. 3. Jobs.  |
| 34 |          | X        |          |          |             | The healthcare workers seem to make dangerous and sometimes life-threatening mistakes. Also, the amount of employment opportunities in the area are virtually non-existent. The national parks and other outdoor facilities seem to be on the backburner when it comes to importance.  |
| 35 |          |          | X        |          |             | 1. Farmers are struggling. They need help.<br>2. We need more jobs.<br>3. We need to keep our youth from leaving. Give them a reason to stay here.   |
| 36 |          |          | X        |          |             | better roads, better telecomm, high taxes  |



|    | Under 18 | 18 to 30 | 31 to 45 | 46 to 64 | 65 or older | Response Text  |                       |
|----|----------|----------|----------|----------|-------------|--|-----------------------|
| 37 |          |          | X        |          |             | ---unreasonable housing prices for middle class year-round residents in and around the Ellicottville / Great Valley Area.<br>---maintaining quality schools that have art, music, and library programs without exorbitant taxes.<br>---quality of roads  | May 12, 2014 10:49 AM |
| 38 |          | X        |          |          |             | Population loss, lack of urban renewal, and major lack of economic development   | May 12, 2014 12:47 PM |
| 39 |          |          |          | X        |             | 1. Too high property taxes - in rural areas we pay and get nothing<br>2. Not enough business (which relates to high taxes)<br>3. Fraud in medicare (or any government assistance)  | May 13, 2014 12:50 PM |
| 40 |          |          |          | X        |             | There are not enough shopping choices.<br>There are too many decaying vacant structures<br>There are not enough job opportunities  | May 14, 2014 9:01 AM  |
| 41 |          |          |          | X        |             | We are over taxed.<br>We have grown a sheriffs department into a monster.<br>Allegany Co. saves millions with no road patrols.<br>Troopers and local police handle everything with no cost to the county.<br>Turn more county roads over to the towns. The town plows travel from town road to town road on county roads with their plows up.<br>Why not just turn them over to the towns. | May 14, 2014 10:52 AM |
| 42 |          |          |          | X        |             | Preservation of unique natural features and areas<br>Stabilization of villages<br>Controlling local tax rates  | May 14, 2014 12:13 PM |
| 43 |          |          |          |          | X           | 1. Poor leadership<br>2. Capacity<br>3. A long term strategy and process for success   | May 14, 2014 12:57 PM |

|    | Under 18 | 18 to 30 | 31 to 45 | 46 to 64 | 65 or older | Response Text   |                       |
|----|----------|----------|----------|----------|-------------|---|-----------------------|
| 44 |          |          |          | X        |             | Employment<br>Infrastructure, (water & sewer)<br>Veterans Issues  | May 14, 2014 7:22 PM  |
| 45 |          |          |          |          | X           | industry moving out of the area, IDA giving so much help to tourism and not trying to fill existing buildings with manufacturing jobs that pay a living wage, people want to be able to live and WORK here not work 2 jobs to just exist and live here. | May 15, 2014 4:15 PM  |
| 46 |          |          | X        |          |             | Economy, Employment, and Budgeting (County and Town/Village levels)   | May 16, 2014 10:57 AM |
| 47 |          |          | X        |          |             | Lack of development<br>Lack of business<br>High taxes   | May 20, 2014 11:52 PM |
| 48 |          |          |          | X        |             | Lack of visionary leadership at top levels, lack of Internet access in areas around the county, ridiculous taxes.   | May 21, 2014 7:07 AM  |
| 49 |          |          |          |          | X           | Lack of jobs<br>Road disrepair<br>Attraction for new and expanding business   | May 21, 2014 8:48 AM  |
| 50 |          |          |          |          | X           | Rural transportation system, funding to deal with our aging infrastructure, access FOR ALL to high speed internet services  | May 21, 2014 7:10 PM  |
| 51 |          |          |          | X        |             | lack of employment, high taxes on all levels, no trust in State Government  | May 21, 2014 9:52 PM  |
| 52 |          |          |          | X        |             | jobs<br>destruction of natural resources by oil, gas and solar<br>lack of support from state government   | May 22, 2014 9:48 AM  |
| 53 |          |          |          | X        |             | Deteriorating job base<br>Deteriorating infrastructures<br>Political overspending   | May 22, 2014 10:54 AM |
| 54 |          |          |          |          | X           | over taxed<br>declining population (lack of jobs)<br>neighborhood decay   | May 22, 2014 12:19 PM |

|    | Under 18 | 18 to 30 | 31 to 45 | 46 to 64 | 65 or older | Response Text   |
|----|----------|----------|----------|----------|-------------|---|
| 55 | X        |          |          |          |             | Roads<br>Quality schools<br>Employment<br>May 23, 2014 3:07 PM  |
| 56 |          | X        |          |          |             | lack of quality jobs/work<br>May 25, 2014 11:02 AM  |
| 57 |          | X        |          |          |             | poor roads, no jobs.<br>May 27, 2014 1:35 PM  |
| 58 |          | X        |          |          |             | lack of events, lack of<br>stores and roads need to<br>be repaired.<br>May 27, 2014 1:37 PM   |
| 59 |          | X        |          |          |             | not a lot of jobs<br>not many high paying jobs<br>not many things to do<br>(entertainment/night life)<br>May 27, 2014 2:04 PM   |
| 60 |          | X        |          |          |             | not enough job<br>opportunities<br>not enough places for teens<br>to go.<br>May 27, 2014 2:19 PM  |
| 61 |          |          |          |          | X           | Aging population and aging<br>infrastructure. Rural poverty<br>with little access to help.<br>May 27, 2014 5:40 PM  |
| 62 |          | X        |          |          |             | 1.<br>May 28, 2014 9:13 AM  |
| 63 | X        |          |          |          |             | 1. fixing backroads<br>2. fixing old buildings or<br>getting rid of them<br>3. more recreational<br>activities to keep kids out of<br>trouble<br>May 28, 2014 9:14 AM   |
| 64 |          | X        |          |          |             | better road repair, better<br>village/ school<br>communication, better<br>money management<br>May 28, 2014 9:14 AM  |
| 65 |          | X        |          |          |             | 1. Better Fields for sports<br>2. fix the roads<br>3. More businesses<br>May 28, 2014 9:14 AM   |
| 66 |          | X        |          |          |             | 1. roads<br>2.run down buildings<br>3. no jobs<br>May 28, 2014 9:15 AM  |
| 67 |          | X        |          |          |             | roads are absolutly horrible.<br>May 28, 2014 9:15 AM   |
| 68 |          | X        |          |          |             | 1. fixing up potholes and<br>backroads<br>2. providing more<br>recreational activities for<br>teens to keep them safe<br>and out of trouble<br>3. update the town and<br>make it more visually<br>appealing<br>May 28, 2014 9:16 AM |
| 69 | X        |          |          |          |             | fixing the roads up (back<br>roads)<br>more rec. centers<br>fixing up the town/homes to<br>make it more lively<br>May 28, 2014 9:16 AM  |

|    | Under 18 | 18 to 30 | 31 to 45 | 46 to 64 | 65 or older | Response Text  |
|----|----------|----------|----------|----------|-------------|--|
| 70 |          | X        |          |          |             | 1. Road Management (potholes, and dead deer)<br>2. Recreational activities for kids<br>May 28, 2014 9:16 AM  |
| 71 | X        |          |          |          |             | I think that local shops of Randolph especially are important because they provide jobs and variety to the members of the county. Also, if we live in small towns, we need to have access to quality schools with numerous opportunities in order to compete with other, bigger schools.<br>May 28, 2014 9:17 AM |
| 72 |          | X        |          |          |             | 1. Flooding of homes near poor filtration areas during small storms<br>2. Emerald Ashborer<br>3. Drugs<br>May 28, 2014 9:17 AM   |
| 73 |          | X        |          |          |             | drugs<br>to much gun control<br>to many officials<br>May 28, 2014 9:21 AM  |
| 74 | X        |          |          |          |             | Finding jobs nearby that aren't minimum wage.<br>Pollution.<br>Quality schools.<br>May 28, 2014 9:42 AM  |
| 75 |          | X        |          |          |             | Cutting trees down is taking away the beauty. It looks bad.<br>May 28, 2014 12:54 PM   |
| 76 |          | X        |          |          |             | Potholes.<br>May 28, 2014 12:56 PM   |
| 77 | X        |          |          |          |             | Job opportunities.<br>Taxes.<br>Roads/bridges condition.<br>May 28, 2014 12:58 PM  |
| 78 |          | X        |          |          |             | Windmills, jobs, road upkeep.<br>May 28, 2014 1:01 PM  |
| 79 |          | X        |          |          |             | 1) poverty.<br>2) companies have a hard time getting people to move to this area.<br>May 28, 2014 1:06 PM  |
| 80 | X        |          |          |          |             | Roads need to be fixed.<br>May 28, 2014 1:08 PM  |
| 81 | X        |          |          |          |             | Poor road conditions.<br>poor service coverage (cable, high speed internet).<br>Taxes hurting local businesses and communities.<br>May 28, 2014 1:12 PM  |
| 82 |          | X        |          |          |             | Not enough jobs, lack of economic growth.<br>May 28, 2014 1:14 PM  |

|    | Under 18 | 18 to 30 | 31 to 45 | 46 to 64 | 65 or older | Response Text   |                       |
|----|----------|----------|----------|----------|-------------|---|-----------------------|
| 83 |          |          |          | X        |             | 1. Public sector job to private sector job ratio is too high, too few private sector jobs<br>2. poor cell service and broadband availability<br>3. Need to more strategically use the natural resources we have   | May 28, 2014 3:22 PM  |
| 84 |          | X        |          |          |             | Decrease in population<br>Not enough local businesses<br>Not enough jobs  | May 29, 2014 8:35 AM  |
| 85 |          | X        |          |          |             | Roads are bad - pot holes   | May 29, 2014 8:37 AM  |
| 86 |          | X        |          |          |             | Bad roads, no jobs, things are falling apart  | May 29, 2014 2:13 PM  |
| 87 |          |          |          | X        |             | Hospitals-- Schools--<br>Improve infrastructure.  | May 30, 2014 12:11 PM |
| 88 |          |          |          | X        |             | Need for devotion of funding for incentivizing technology-based and knowledge-based economic development; need for development of skilled labor force with skills relating to technology-based and knowledge-based businesses (e.g., enhanced STEAM education at all levels, entrepreneurial development, etc.); need for funding to maintain and improve (in some cases, where there is none, construct) infrastructure servicing residents and current and prospective businesses | Jun 3, 2014 4:29 PM   |
| 89 |          |          |          | X        |             | TO DECREASE our social service population to increase our awareness to young people here and elsewhere this is a quality place to live.   | Jun 3, 2014 6:42 PM   |

|     | Under 18 | 18 to 30 | 31 to 45 | 46 to 64 | 65 or older | Response Text  |                      |
|-----|----------|----------|----------|----------|-------------|--|----------------------|
| 90  |          |          |          | X        |             | decreasing population to sustain tax base<br>decrease in healthcare providers for aging population<br>lack of concern by telephone companies to maintain old phone lines in rural communities with aging population and individuals living alone | Jun 4, 2014 9:23 AM  |
| 91  |          |          | X        |          |             | Brain drain<br>Retaining/Growing Businesses because of NYS<br>Government does not practice project management and needs to improve transparency.   | Jun 4, 2014 10:00 AM |
| 92  |          |          | X        |          |             | Aging/deteriorating Infrastructure<br>Declining population<br>Unemployment   | Jun 4, 2014 10:10 AM |
| 93  |          |          | X        |          |             | Lack of well-paying jobs, lack of strong educational systems, persistent poverty   | Jun 4, 2014 10:20 AM |
| 94  |          | X        |          |          |             | 1. Taxes<br>2. Gas Prices<br>3. Rough roads  | Jun 4, 2014 10:43 AM |
| 95  | X        |          |          |          |             | Little Job Opportunities<br>Not a Clean Environment<br>Little Privacy  | Jun 4, 2014 10:44 AM |
| 96  | X        |          |          |          |             | the roads  | Jun 4, 2014 10:45 AM |
| 97  |          | X        |          |          |             | bad roads<br>not a lot of jobs<br>and very little privacy  | Jun 4, 2014 10:45 AM |
| 98  |          | X        |          |          |             | High Taxes, Not a lot of jobs available, Not a lot to do in terms of shopping and museums  | Jun 4, 2014 10:45 AM |
| 99  |          | X        |          |          |             | High Taxes. Extremely High Electric bills. With no reason for the bills being so high. Bad roads in Cattaraugus County.  | Jun 4, 2014 10:49 AM |
| 100 | X        |          |          |          |             | High taxes<br>Road conditions<br>Local businesses  | Jun 4, 2014 10:49 AM |
| 101 | X        |          |          |          |             | Taxes, Gas prices, low variety of job opportunities.   | Jun 4, 2014 10:50 AM |

|     | Under 18 | 18 to 30 | 31 to 45 | 46 to 64 | 65 or older | Response Text  |                      |
|-----|----------|----------|----------|----------|-------------|--|----------------------|
| 102 |          |          | X        |          |             | 1) High taxes in relation to low median household income (I know people that literally can not afford their property taxes on average incomes here)<br>2) The need to divest in fossil fuels and invest in sustainable resources / making sustainable options affordable for average households,<br>3) The need to encourage and support more local, privately owned business, vs. large chain businesses. | Jun 4, 2014 10:51 AM |
| 103 |          | X        |          |          |             | not enough job opportunities.  | Jun 4, 2014 10:54 AM |
| 104 | X        |          |          |          |             | I don't know   | Jun 4, 2014 1:42 PM  |
| 105 | X        |          |          |          |             | poverty<br>health care<br>job shortages  | Jun 4, 2014 1:43 PM  |
| 106 | X        |          |          |          |             | Need new business<br>housing<br>community  | Jun 4, 2014 1:43 PM  |
| 107 |          | X        |          |          |             | The environment is more important than expanding our already developing surrounding areas. We don't need another major city system. we need to preserve our natural environment to preserve our future.  | Jun 4, 2014 1:44 PM  |
| 108 | X        |          |          |          |             | Potholes<br>Poverty<br>Job Shortages   | Jun 4, 2014 1:44 PM  |
| 109 | X        |          |          |          |             | lack of businesses<br>lack of employment opportunities<br>roads  | Jun 4, 2014 1:45 PM  |
| 110 |          | X        |          |          |             | roads, businesses, health care   | Jun 4, 2014 1:45 PM  |
| 111 | X        |          |          |          |             | Gun laws and budget  | Jun 4, 2014 1:46 PM  |
| 112 | X        |          |          |          |             | Gun laws, taxes are getting high, and potholes and horrible roads.   | Jun 4, 2014 1:46 PM  |
| 113 | X        |          |          |          |             | Pot holes<br>lack of businesses<br>lack of jobs  | Jun 4, 2014 1:46 PM  |
| 114 |          | X        |          |          |             | road work, jobs and transportation   | Jun 4, 2014 1:49 PM  |

|     | Under 18 | 18 to 30 | 31 to 45 | 46 to 64 | 65 or older | Response Text   |
|-----|----------|----------|----------|----------|-------------|---|
| 115 |          |          | X        |          |             | 1. Loss of employers, even small business.<br>2. Loss of youth to Quality youth.<br>3. High tax rates.  |
| 116 |          |          |          | X        |             | Completion of 219, Jobs, Infrastructure   |
| 117 |          |          |          | X        |             | 219 expressway, jobs, local shops   |
| 118 |          |          |          | X        |             | Most of the Pols in LV only care about their pay check and their ego's and playing political games along with the state and federal bungholes they just keep dragging us down |
| 119 |          |          |          | X        |             | loosing our youth to other cities<br>loss of job opportunities<br>Lack of common sense in olean when spending money   |
| 120 |          |          |          | X        |             | Hardships on small schools due to state ed's mandates and cost cutting.<br>Keeping families here.<br>Keeping businesses here.   |
| 121 |          |          | X        |          |             | ROADS,jobs, too many on welfare   |
| 122 |          |          |          | X        |             | maintaing quality schools, not larger schools, but quality education in small school settings.  |
| 123 |          |          |          | X        |             | pollution<br>radioactive waste<br>poverty   |
| 124 |          |          | X        |          |             | Poor roads, lack of good jobs (careers), and education  |
| 125 |          |          | X        |          |             | 1. An aging population and the exodus of many of our young people<br>2. Lack of attraction for young peole to stay<br>3. Pessimistic attitude towards change.                 |
| 126 |          |          |          | X        |             | generational welfare and the fallout from it (lack of some work ethic, lack of self reliance)   |



|     | Under 18 | 18 to 30 | 31 to 45 | 46 to 64 | 65 or older | Response Text   |                       |
|-----|----------|----------|----------|----------|-------------|---|-----------------------|
| 127 |          |          | X        |          |             | With jobs come people.<br>With people come children.<br>With children comes the need for quality education  | Jun 6, 2014 7:20 AM   |
| 128 |          | X        |          |          |             | Lack of appeal to visitors beyond the scenery   | Jun 7, 2014 6:08 PM   |
| 129 |          | X        |          |          |             | roads   | Jun 9, 2014 3:22 PM   |
| 130 |          |          | X        |          |             | 1. Need to plan for climate change<br>2. Need to plan for shrinkage of county population and economy<br>3. Lack of individual responsibility  | Jun 10, 2014 8:21 AM  |
| 131 |          |          |          |          | X           | Lack of good paying jobs.<br>Protection of farmland.<br>Aging population.   | Jun 11, 2014 8:51 AM  |
| 132 |          |          |          |          | X           | We are not loving and honoring God to the degree we should be.<br><br>We must follow God's 10 Commandments in all that we try to accomplish.<br><br>When we love and obey God and our fellow man we prosper in abundant graces. | Jun 14, 2014 12:07 PM |
| 133 |          |          |          |          | X           | Population decline, vulnerability to companies leaving the county, sprawl that diminishes the value of the clusters of population in villages and hamlets.  | Jun 16, 2014 12:07 PM |
| 134 |          |          |          |          | X           | High Taxes<br>New Business Opportunity<br>Multiple layers of Government   | Jun 18, 2014 8:14 AM  |
| 135 | X        |          |          |          |             | roadways, poor growth   | Jun 19, 2014 8:37 AM  |
| 136 |          |          |          |          | X           | retaining our youth,  | Jun 19, 2014 10:09 AM |
| 137 |          | X        |          |          |             | Roads, Activities, No tourist locations   | Jun 19, 2014 1:28 PM  |
| 138 | X        |          |          |          |             | rough roads, taxes, criminal activities (drugs, violence)   | Jun 19, 2014 1:39 PM  |
| 139 | X        |          |          |          |             | Apathy  | Jun 19, 2014 1:45 PM  |
| 140 |          | X        |          |          |             | Local employment opportunities<br>Quality schools<br>Local shops and business districts   | Jun 19, 2014 1:48 PM  |

|     | Under 18 | 18 to 30 | 31 to 45 | 46 to 64 | 65 or older | Response Text   |                      |
|-----|----------|----------|----------|----------|-------------|---|----------------------|
| 141 |          | X        |          |          |             | Roads<br>Businesses<br>Jobs   | Jun 19, 2014 1:52 PM |
| 142 |          | X        |          |          |             | Roadways are bad  | Jun 19, 2014 1:56 PM |
| 143 |          | X        |          |          |             | Roads<br>Police Department  | Jun 19, 2014 1:59 PM |
| 144 | X        |          |          |          |             | Roads   | Jun 19, 2014 2:05 PM |
| 145 |          | X        |          |          |             | Fix the roads   | Jun 19, 2014 2:11 PM |
| 146 |          | X        |          |          |             | Roads, Crime, Employment  | Jun 19, 2014 2:27 PM |
| 147 |          | X        |          |          |             | Need more local jobs<br>Drugs   | Jun 20, 2014 1:38 PM |
| 148 |          | X        |          |          |             | Quality of roadways<br>No jobs  | Jun 20, 2014 2:12 PM |
| 149 |          |          | X        |          |             | The county needs more<br>good employment<br>opportunities for our youth.<br>The county needs to fix the<br>roads. | Jun 20, 2014 3:05 PM |
| 150 |          | X        |          |          |             | Roads<br>No jobs<br>Low quality schools   | Jun 20, 2014 3:14 PM |
| 151 |          | X        |          |          |             | Jobs<br>The people<br>Weather   | Jun 20, 2014 3:16 PM |
| 152 |          | X        |          |          |             | Taxes<br>Community government<br>Relations  | Jun 20, 2014 3:19 PM |
| 153 |          |          |          | X        |             | Employment<br>Education   | Jun 24, 2014 3:11 PM |
| 154 |          | X        |          |          |             | Deteriorating Infrastructure,<br>Unemployment, Lack of<br>Effective Internet Service                              | Jun 24, 2014 4:17 PM |
| 155 |          | X        |          |          |             | Not many things to do.<br>Expensive.  | Jun 26, 2014 1:14 PM |
| 156 | X        |          |          |          |             | Politics.<br>Size is to small.<br>Health care is terrible.  | Jun 26, 2014 1:17 PM |
| 157 | X        |          |          |          |             | Drugs.<br>Pollution.<br>Money   | Jun 26, 2014 1:31 PM |
| 158 | X        |          |          |          |             | Bullying.<br>Money.   | Jun 26, 2014 1:36 PM |
| 159 | X        |          |          |          |             | Bad roads.<br>Rural area.<br>Far away from bigger cities  | Jun 26, 2014 2:01 PM |
| 160 |          | X        |          |          |             | Young people leaving.<br>Money.<br>Construction.  | Jun 26, 2014 2:23 PM |

|     | Under 18 | 18 to 30 | 31 to 45 | 46 to 64 | 65 or older | Response Text   |                       |
|-----|----------|----------|----------|----------|-------------|---|-----------------------|
| 161 | X        |          |          |          |             | Roads.<br>School.<br>Taxes.   | Jun 26, 2014 2:36 PM  |
| 162 |          | X        |          |          |             | Repairing roads.  | Jun 26, 2014 2:48 PM  |
| 163 |          | X        |          |          |             | People fighting windmills.<br>Fear of large corporations.<br>Bigotry.   | Jun 26, 2014 3:18 PM  |
| 164 |          |          |          |          | X           | Lack of adequate<br>emergency care facilities in<br>the Gowanda, Perrysburg,<br>Persia, Cattaraugus,<br>Dayton, New Albion Areas! | Jun 27, 2014 3:28 PM  |
| 165 |          |          | X        |          |             | Population loss<br>decaying housing stock<br>drug adiction  | Jun 27, 2014 10:28 PM |
| 166 |          |          |          | X        |             | Internet access, water &<br>sewer access, great<br>leadership.  | Jun 29, 2014 8:43 AM  |
| 167 |          |          | X        |          |             | No Jobs   | Jun 29, 2014 1:10 PM  |
| 168 |          |          | X        |          |             | Gov. Cuomo, B. Obama, C.<br>Schumer   | Jul 2, 2014 2:29 PM   |
| 169 |          |          |          | X        |             | Fracking; infrastructure;<br>quality of life  | Jul 3, 2014 7:54 AM   |
| 170 |          |          | X        |          |             | lack of employment  | Jul 3, 2014 9:11 AM   |
| 171 |          | X        |          |          |             | Roads need repair, schools<br>need help, towns need<br>more people who are willing<br>to help better them.                        | Jul 3, 2014 9:58 AM   |
| 172 |          |          |          | X        |             | Jobs<br>Taxes<br>Roads  | Jul 3, 2014 10:01 AM  |

|     | Under 18 | 18 to 30 | 31 to 45 | 46 to 64 | 65 or older | Response Text  |
|-----|----------|----------|----------|----------|-------------|--|
| 173 |          |          |          | X        |             | <p>1. Property taxes too high. Property owners have no incentive to improve their property since all improvements are over taxed. 2: Business needs to know they won't be over regulated by county and state agencies or they won't come. They need incentives to bring jobs to the county. Without jobs, the schools don't matter. Because a top notch education for our local children means nothing to the future of our county if they only have to move away to work after graduation. We have to work to retain our talent. 3: The county needs a draw. Something huge that attracts regional attention (Enchanted Mountains doesn't cut it). The draw needs to be revisited. If anything deserves serious attention; perhaps serious investment, maybe serious tax breaks; A new more serious progressive draw is it.</p> <p>Jul 3, 2014 10:11 AM</p> |
| 174 |          |          | X        |          |             | <p>1. Young people leaving to find jobs and better opportunities<br/>2. Mental health services not easy accessible to those outside the cities or larger communities<br/>3. Lack of new business/ job growth</p> <p>Jul 3, 2014 10:17 AM</p>   |
| 175 |          |          |          |          | X           | <p>Roads, jobs schools</p> <p>Jul 3, 2014 10:22 AM</p>   |
| 176 |          |          | X        |          |             | <p>Road and bridge repair and increase in employment opportunities<br/>Increase in Educational classes in high school ie.. more learning opportunities</p> <p>Jul 3, 2014 10:25 AM</p>   |
| 177 |          |          | X        |          |             | <p>Career opportunities<br/>School Finances<br/>Limited family friendly activities</p> <p>Jul 3, 2014 10:55 AM</p>   |

|     | Under 18 | 18 to 30 | 31 to 45 | 46 to 64 | 65 or older | Response Text   |                       |
|-----|----------|----------|----------|----------|-------------|---|-----------------------|
| 178 |          |          | X        |          |             | Aging population, less residents, access to EMS in rural areas  | Jul 3, 2014 11:16 AM  |
| 179 |          |          | X        |          |             | local jobs with livable pay 1,2 and 3   | Jul 3, 2014 11:34 AM  |
| 180 |          |          | X        |          |             | Poor school systems, local businesses shutting down, not enough youth programs.   | Jul 3, 2014 12:15 PM  |
| 181 |          |          | X        |          |             | Taxes lack of good jobs and no where for kids to play ball in the winter  | Jul 3, 2014 1:42 PM   |
| 182 |          |          |          | X        |             | Lack of jobs, lack of affordable housing, lack of transportation  | Jul 3, 2014 2:02 PM   |
| 183 |          |          |          | X        |             | Unemployment<br>Poverty<br>Wefare   | Jul 3, 2014 3:21 PM   |
| 184 |          |          |          | X        |             | Politicians /roads/crime  | Jul 3, 2014 7:25 PM   |
| 185 |          |          | X        |          |             | High taxes, no jobs, road and bridge quality.   | Jul 3, 2014 8:47 PM   |
| 186 |          |          | X        |          |             | No job and people moving away, house looking like crap and need to be fixed up, we need something to do with these kids in the town and village to keep them out of trouble | Jul 3, 2014 9:36 PM   |
| 187 |          |          | X        |          |             | Poverty<br>Roads and infrastructure<br>Availability of jobs above min wage  | Jul 3, 2014 10:56 PM  |
| 188 |          |          |          | X        |             | Infrastructure , job opportunities , declining population.  | Jul 3, 2014 11:21 PM  |
| 189 |          |          | X        |          |             | Lack of quality employment, extremely high cost of homes thanks to Holiday Valley, Decreasing population because of the first two reason I just wrote.                      | Jul 4, 2014 9:55 AM   |
| 190 |          |          | X        |          |             | 219 highway completion, and bike/trail way connecting Great Valley and Ellicottville  | Jul 5, 2014 2:40 PM   |
| 191 |          |          |          | X        |             | I see Catt. County as being a progressive County but also a place to call home and a place for PEACEfulness. Green Energy keeping pollution down.                           | Jul 10, 2014 10:47 PM |

|     | Under 18 | 18 to 30 | 31 to 45 | 46 to 64 | 65 or older | Response Text   |                       |
|-----|----------|----------|----------|----------|-------------|---|-----------------------|
| 192 |          |          |          | X        |             | Fracking(against)<br>Comprehensive plan<br>without political influence<br>Healthcare  | Jul 12, 2014 9:59 AM  |
| 193 | X        |          |          |          |             | Repairing Roads   | Jul 15, 2014 9:15 AM  |
| 194 |          | X        |          |          |             | Employment, Shopping<br>Nearby, Quality Schools   | Jul 15, 2014 9:19 AM  |
| 195 |          | X        |          |          |             | Need Newer Roads<br>Better School Systems<br>More Job Opportunities   | Jul 15, 2014 9:30 AM  |
| 196 |          | X        |          |          |             | Employment<br>School Funding<br>Not Enough Local Stores   | Jul 15, 2014 9:38 AM  |
| 197 |          | X        |          |          |             | Not a Lot to Do<br>More Job Opportunities   | Jul 15, 2014 9:52 AM  |
| 198 |          | X        |          |          |             | Global Warming<br>Pollution<br>Ruining Ecosystems   | Jul 15, 2014 9:57 AM  |
| 199 | X        |          |          |          |             | Limited Jobs<br>Oil and Gas Extraction<br>Windmills   | Jul 15, 2014 10:40 AM |
| 200 |          |          | X        |          |             | increasing welfare<br>population<br>high taxes<br>degrading infrastructure  | Jul 23, 2014 12:51 PM |
| 201 |          |          |          | X        |             | Jobs,so family stays here to<br>fill them. Small town<br>life.Farming   | Jul 25, 2014 10:31 PM |
| 202 |          |          | X        |          |             | Unemployment<br>Mental Health<br>Drug Use   | Jul 26, 2014 12:26 AM |
| 203 |          |          |          | X        |             | poor job possibilities<br>poor roads<br>low pay scale   | Jul 28, 2014 9:51 AM  |
| 204 | X        |          |          |          |             | 1)Mosquito population<br>2)Building more businesses<br>3)Saving Wildlife and<br>keeping everyone<br>interested in outdoor<br>activities         | Jul 29, 2014 7:57 PM  |
| 205 |          | X        |          |          |             | Maintaining and improving<br>existing infrastructure.<br>Attracting new business.<br>Retaining existing<br>businesses and helping<br>them grow. | Aug 2, 2014 4:41 PM   |

|     | Under 18 | 18 to 30 | 31 to 45 | 46 to 64 | 65 or older | Response Text   |
|-----|----------|----------|----------|----------|-------------|---|
| 206 |          | X        |          |          |             | <p>joshspitzermacbookprojosh<br/> spitzermacbookprojoshspitz<br/> ermacbookprojoshspitzerm<br/> acbookprojoshspitzermacbo<br/> ookprojoshspitzermacbook<br/> projoshspitzermacbookproj<br/> oshspitzermacbookprojoshs<br/> pitzermacbookprojoshspitze<br/> rmacbookprojoshspitzerma<br/> cbookprojoshspitzermacbo<br/> okprojoshspitzermacbookpr<br/> ojoshspitzermacbookprojos<br/> hspitzermacbookprojoshspit<br/> zermacbookprojoshspitzer<br/> macbookprojoshspitzermac<br/> bookprojoshspitzermacboo<br/> kprojoshspitzermacbookpro<br/> joshspitzermacbookprojosh<br/> spitzermacbookprojoshspitz<br/> ermacbookprojoshspitzerm<br/> acbookprojoshspitzermacbo<br/> ookprojoshspitzermacbook<br/> projoshspitzermacbookproj<br/> oshspitzermacbookprojoshs<br/> pitzermacbookpro</p> <p>Aug 5, 2014 2:09 PM</p> |
| 207 |          |          | X        |          |             | <p>A few people in Otto trying<br/> to limit agriculture and<br/> development of local Amish<br/> and other businesses. This<br/> is going to be addressed at<br/> the 8/19/14 7pm meeting.<br/> I am a business owner and<br/> feel these few people will<br/> ruin agri-tourism in our<br/> community. This needs to<br/> be watched and addressed.</p> <p>Aug 7, 2014 9:52 PM</p>  |

|   | Under 18 | 18 to 30 | 31 to 45 | 46 to 64 | 65 or older | Response Text  |
|---|----------|----------|----------|----------|-------------|--|
| 1 |          |          |          |          | X           | <p>Please do do any big<br/> changes</p> <p>Apr 30, 2014 2:10 PM</p>   |
| 2 |          |          |          |          | X           | <p>Connect Catt Co trails with<br/> Chaut Co trails.</p> <p>Apr 30, 2014 4:14 PM</p>   |
| 3 |          |          |          | X        |             | <p>We need to have dedicated<br/> multi use Trails that include<br/> HORSES. This would<br/> attract tourism and maybe<br/> some businesses that cater<br/> to this.</p> <p>Apr 30, 2014 8:27 PM</p> |

|    | Under 18 | 18 to 30 | 31 to 45 | 46 to 64 | 65 or older | Response Text  |                      |
|----|----------|----------|----------|----------|-------------|--|----------------------|
| 4  |          |          |          | X        |             | The County should take a more proactive role in economic development. It does well in planning and tourism, but does not have staff with economic development expertise or the financial resources to undertake significant economic development initiatives that could lead to improving the local economy. | May 2, 2014 2:50 PM  |
| 5  |          |          |          | X        |             | County and Towns/Villages should continue and add to the shared services concept.<br>Do what makes sense - do not drive over one road to get to another to plow and not handle the 1st road while on it. (many/many examples in the county)  | May 3, 2014 8:42 AM  |
| 6  |          |          |          |          | X           | no   | May 3, 2014 2:57 PM  |
| 7  |          |          |          | X        |             | Having the County as the largest employer in the area speaks volumes for the problems we are facing  | May 5, 2014 9:18 AM  |
| 8  |          |          |          | X        |             | Don't Frack our county.  | May 5, 2014 10:24 AM |
| 9  |          |          | X        |          |             | I believe that in Olean, NY introducing a roundabout will drive businesses and people out of town  | May 5, 2014 10:51 AM |
| 10 |          |          |          | X        |             | Cattaraugus County is a beautiful place to live. We need to ensure viability by allowing growth to occur. Thank you for asking.  | May 5, 2014 11:32 AM |
| 11 |          |          | X        |          |             | eliminate all towns and villages, provide services from county only, eliminate school districts and have county wide district.   | May 6, 2014 3:12 PM  |
| 12 |          |          | X        |          |             | Catt County has ample vacation and getaway opportunity to market.  | May 6, 2014 6:19 PM  |
| 13 |          | X        |          |          |             | we love our county but with limited job potential we may have to move away.  | May 6, 2014 6:50 PM  |



|    | Under 18 | 18 to 30 | 31 to 45 | 46 to 64 | 65 or older | Response Text  |
|----|----------|----------|----------|----------|-------------|--|
| 14 |          |          |          | X        |             | Listen to the public and try things instead of shutting down ideas and suggestions. There is too much selfishness that exist is this county! Open the door to our younger folks. By doing so, we may entice them to stay in our area, instead of looking for better things elsewhere. May 7, 2014 9:41 AM  |
| 15 |          |          | X        |          |             | Incentives to do business or live in current villages would be great such as reduced town taxes for those areas or have the village exist outside the towns May 7, 2014 3:07 PM  |
| 16 |          |          |          | X        |             | I am opposed to any attempts to hydro-frack. Otherwise anything goes. Also, lets place an emphasis on agriculture, tourism, building infrastructure so businesses that might want to come to the county won't have to wait. The infrastructure will already be in place. May 8, 2014 9:23 AM   |
| 17 |          |          | X        |          |             | ---I think efforts should be made to make the land and water around the West Valley nuclear storage site safe. More information should be available to the public about what's happening there. Misinformation makes real estate and schooling around there undesirable. ---The bike trail being planned for the Ellicottville Area should definitely be extended into Great Valley. ---Public Libraries should be supported and maintained. May 12, 2014 10:49 AM |

|    | Under 18 | 18 to 30 | 31 to 45 | 46 to 64 | 65 or older | Response Text   |
|----|----------|----------|----------|----------|-------------|---|
| 18 |          | X        |          |          |             | The City of Olean should be playing a much higher role in county development, and we should be focusing on major expansion and urban renewal as Olean is the major economic and industrial hub of the county. May 12, 2014 12:47 PM   |
| 19 |          |          |          | X        |             | Cattaraugus County should promote growth, but within current towns. It should also promote small businesses in other areas. Maybe it should have an association for small business in the county (I currently own a small business) May 13, 2014 12:50 PM                         |
| 20 |          |          |          | X        |             | Lime Lake needs a public boad ramp. I live and pay taxes in Machias and I can't even use the boat ramp unless I join the cottage owner ass. for \$150.00 a year. We need a free ramp not just a launch where rocks block boaters from backing a trailer in. May 14, 2014 10:52 AM |
| 21 |          |          |          | X        |             | Thank you for the oportunity to offer my opinion. It is crucial that the public be heard because this plan will guide how our community grows. May 14, 2014 12:13 PM  |
| 22 |          |          |          |          | X           | I will email ideas to Paul Bishop May 14, 2014 12:57 PM   |
| 23 |          |          |          |          | X           | Tourism is inportent to the county but all you have to look at what has happened to all our small towns, they are empty. May 15, 2014 4:15 PM   |

|    | Under 18 | 18 to 30 | 31 to 45 | 46 to 64 | 65 or older | Response Text  |                      |
|----|----------|----------|----------|----------|-------------|--|----------------------|
| 24 |          |          |          | X        |             | Through the grapevine, I heard Apple is looking to locate a facility in upstate NY. Catt County needs to make some contacts in industries to get some here. There is a huge disconnect between schools and businesses. Businesses will be closing due to no second generation plan because their kids moved away and the kids graduating have no clue to real world work needs. Leadership needs to get creative to bring population back. | May 21, 2014 7:07 AM |
| 25 |          |          |          |          | X           | Go forward on the suggestions presented at the Brownfield Development forum in Olean to bring in new restaurants (Starbucks & Olive Garden), new motel/hotel visible from I-86, and outlet stores featuring local goods, products, and tourism features.   | May 21, 2014 8:48 AM |
| 26 |          |          |          |          | X           | Public, informational & participatory forums are a good start. Let's continue.   | May 21, 2014 7:10 PM |
| 27 |          |          |          | X        |             | area needs more jobs   | May 21, 2014 9:52 PM |
| 28 |          |          |          | X        |             | quit wasting time on 219. Pa. will never finish the road. bypassing local towns destroys local business<br>If you want people to come and stay get rid of 4 lanes and let people enjoy what our small towns offer.   | May 22, 2014 9:48 AM |
| 29 |          |          |          |          | X           | Wyoming County has a county wide transportation system for the poor and aged. Why can't Cattaraugus County do this?  | May 27, 2014 5:40 PM |
| 30 | X        |          |          |          |             | No   | May 28, 2014 9:14 AM |
| 31 |          | X        |          |          |             | speeding on Jamestown Rd.  | May 28, 2014 9:14 AM |
| 32 |          | X        |          |          |             | the roads literally are horrible.  | May 28, 2014 9:14 AM |

|    | Under 18 | 18 to 30 | 31 to 45 | 46 to 64 | 65 or older | Response Text   |
|----|----------|----------|----------|----------|-------------|---|
| 33 |          | X        |          |          |             | randolph needs to prepare for floods better May 28, 2014 9:15 AM  |
| 34 |          | X        |          |          |             | No May 28, 2014 9:16 AM   |
| 35 | X        |          |          |          |             | No May 28, 2014 9:16 AM   |
| 36 | X        |          |          |          |             | I think one thing that makes Randolph unique is the amount of rural and outdoor recreation that is available to people. May 28, 2014 9:17 AM  |
| 37 |          | X        |          |          |             | nope May 28, 2014 9:17 AM   |
| 38 |          | X        |          |          |             | the government needs to learn how to mange money and stop being such imbecile May 28, 2014 9:21 AM  |
| 39 | X        |          |          |          |             | This is a wonderful county, but more jobs need to become available. May 28, 2014 9:42 AM  |
| 40 | X        |          |          |          |             | New York State has an extremely hostile tax environment. People don't want to come here nor do existing residents want to stay. May 28, 2014 1:12 PM  |
| 41 |          | X        |          |          |             | Things need to be changed if Catt. Cty wants to grow and keep the same population. Many younger generations plan on moving for more opportunities. May 29, 2014 8:35 AM   |
| 42 |          | X        |          |          |             | stop hurting the forests & wildlife. examples: cutting down mass amounts of trees in one area. Hunting is okay, but keep it the same. May 29, 2014 8:37 AM  |
| 43 |          |          |          |          | X           | no May 30, 2014 12:11 PM  |
| 44 |          |          |          |          | X           | I feel that there should be a focus on devoting significant resources to proactive economic development initiatives (e.g., STEAM and infrastructure and site readiness and building readiness, etc.) that will lead in the future to technology-based and knowledge-based economic development, as opposed to a reactive, deal-based or transaction-based approach to economic development. Jun 3, 2014 4:29 PM |

|    | Under 18 | 18 to 30 | 31 to 45 | 46 to 64 | 65 or older | Response Text   |
|----|----------|----------|----------|----------|-------------|---|
| 45 |          |          |          | X        |             | city of olean should improve code enforcement look on side roads of houses of absentee landlords. brings down values of city and surrounding areas Jun 3, 2014 6:42 PM  |
| 46 |          |          | X        |          |             | I believe that the word quality should be a noun and not an adjective. Cattaraugus County needs to invest in their communities equally. Jun 4, 2014 10:00 AM  |
| 47 |          |          | X        |          |             | We love living here and raising our children here, but are disappointed in knowing that in order for our children to succeed and prosper, they will most certainly HAVE TO LEAVE the area to seek jobs and education. It's a real shame, and the lack of good opportunity will be leave the area in a shambles of the elderly, poor, and uneducated. Jun 4, 2014 10:20 AM |
| 48 |          | X        |          |          |             | no, thank you. Jun 4, 2014 10:43 AM   |
| 49 |          | X        |          |          |             | how they can fix the roads and things that the county needs as a whole Jun 4, 2014 10:45 AM   |
| 50 |          | X        |          |          |             | I like how there is state land and parks for recreation. The county is rural and not overpopulated Jun 4, 2014 10:45 AM   |
| 51 |          | X        |          |          |             | More roads should be fixed in Catt county. Small towns are great. Lots of hunting land, great area, Lots of state lands:) great recreation places:) Jun 4, 2014 10:49 AM  |

|    | Under 18 | 18 to 30 | 31 to 45 | 46 to 64 | 65 or older | Response Text   |                      |
|----|----------|----------|----------|----------|-------------|---|----------------------|
| 52 | X        |          |          |          |             | Local businesses are great for the economy and should get tax breaks to keep them here.Road conditions aren't the greatest and when they are fixed they don't last very long. Construction workers take longer than they should making detours even more horrible. I suggest using a different company. Since new houses are being developed, maybe take down the old dilapidated ones and create something with landscaping, so try to clean up the county. Also, there's nothing really exciting all year round. In the summer there's racing and the fair, but what about fall, winter and spring? If there was more community based things like the fair, it would make more money for the county and citizens would have fun | Jun 4, 2014 10:49 AM |
| 53 | X        |          |          |          |             | unless you are in a trade, the job opportunities here are very scarce   | Jun 4, 2014 10:50 AM |
| 54 |          | X        |          |          |             | for more jobs, increase the timber work and especially increase the gas and oil extraction. out door jobs only. no factories. no inside jobs except could use one more gas station in hinsdale. no big stores or restaurants.   | Jun 4, 2014 10:54 AM |
| 55 | X        |          |          |          |             | No  | Jun 4, 2014 1:42 PM  |
| 56 | X        |          |          |          |             | no  | Jun 4, 2014 1:43 PM  |
| 57 | X        |          |          |          |             | Change the Gov. Coumos gun laws back to what they were previous to his tenure in office   | Jun 4, 2014 1:46 PM  |
| 58 | X        |          |          |          |             | potholes need fixed badly and we need a president.  | Jun 4, 2014 1:46 PM  |
| 59 | X        |          |          |          |             | no  | Jun 4, 2014 1:46 PM  |
| 60 |          | X        |          |          |             | no  | Jun 4, 2014 1:49 PM  |

|    | Under 18 | 18 to 30 | 31 to 45 | 46 to 64 | 65 or older | Response Text   |                       |
|----|----------|----------|----------|----------|-------------|---|-----------------------|
| 61 |          |          | X        |          |             | There is too much of a disconnect between agencies around the county to work together to solve problems.  | Jun 4, 2014 1:57 PM   |
| 62 |          |          |          | X        |             | Yes but it would be inappropriate.  | Jun 4, 2014 9:55 PM   |
| 63 |          |          | X        |          |             | The stark reality is that the county is on the periphery of the global economy and has a dependency relationship with global economic centers. This has its benefits, we have an opportunity to forge a sustainable future utilizing local resources and renewable energy. Much stands in our way, including a lack of enlightened leadership, adequate knowledge, skills and abilities (KSAs) among our population and the structures of dependency that radiate through our government and economic institutions. However, our world is changing quickly and our best hope is educating our children and giving them the KSAs to survive and the creativity to sustain. | Jun 10, 2014 8:21 AM  |
| 64 |          |          |          | X        |             | I AM SO TIRED OF SLUMLORDS MAKING PEOPLE LIVE IN DERELICT HOUSING. YOU NEED TO WAGE A FULLSCALE DEMOLITION ON HOUSES THROUGHOUT THE COUNTY, ESPECIALLY OLEAN, NY; TO REMOVE HOUSES THAT ARE BEING SOLD TO homesbycornerstone.com of Corning, NY and all of the other people who are taking advantage of others. Look at the GIS listings and you will see multiple derelict homes owned by slumlords. Sincerely,<br>Mrs. Craig  | Jun 14, 2014 12:07 PM |

|    | Under 18 | 18 to 30 | 31 to 45 | 46 to 64 | 65 or older | Response Text  |
|----|----------|----------|----------|----------|-------------|--|
| 65 |          |          |          | X        |             | Strive to become a tourism destination, leveraging the region's outdoor assets and commercial centers. Jun 16, 2014 12:07 PM   |
| 66 |          |          |          |          | X           | DO NOT EVER ALLOW FRACKING. Jun 18, 2014 8:14 AM   |
| 67 |          | X        |          |          |             | Nothing to do for kids Jun 19, 2014 1:28 PM  |
| 68 | X        |          |          |          |             | Please fix the roads Jun 19, 2014 2:05 PM  |
| 69 |          | X        |          |          |             | Legalize marijuana Jun 20, 2014 3:14 PM  |
| 70 |          | X        |          |          |             | It's boring Jun 20, 2014 3:16 PM   |
| 71 |          | X        |          |          |             | Infrastructure (Roads, Bridges, Culverts, Water, Sewer, Etc.) is critical and should be the top priority. Jun 24, 2014 4:17 PM   |
| 72 |          | X        |          |          |             | Repairing roads. Jun 26, 2014 2:48 PM  |
| 73 |          | X        |          |          |             | Don't limit growth at the expense of the silent majority. Jun 26, 2014 3:18 PM   |
| 74 |          |          |          |          | X           | Cattaraugus County is a beautiful county with many natural resources that need to be wisely utilized. Bring back the Gowanda Psychiatric Center (those people need assistance in a modern facility) and bring back Tri-County Memorial Hospital!!! The State of New Needs to take a lesson from the Pennsylvania and get rid of the antiquated Certificate of Need or CON process and look at the market to determine what health care should be provided in Cattaraugus County. PA rid itself of a bureacrat CON process in the early 90's. Can we now see the difference in rural health in PA? Yes, a positive one at that with the Allegany Health System funded by the Federal Government in part because they looked at actual needs in this area and saw a legitimate market for them. Not some bureacrat in Albany who doesn't know Persia from Great Valley and doesn't care!!!! Jun 27, 2014 3:28 PM |



|    | Under 18 | 18 to 30 | 31 to 45 | 46 to 64 | 65 or older | Response Text   |
|----|----------|----------|----------|----------|-------------|---|
| 75 |          |          | X        |          |             | We need affordable access to high speed internet. Jun 27, 2014 10:28 PM   |
| 76 |          |          |          | X        |             | The county and cities within are spending far too much money studying things when the funds could be put to immediate use showing actual improvements. Jun 29, 2014 8:43 AM   |
| 77 |          |          | X        |          |             | government needs to be downsized and allow people to live their lives without dictating every move people make Jul 2, 2014 2:29 PM  |
| 78 |          |          |          | X        |             | No Jul 3, 2014 10:01 AM   |
| 79 |          |          | X        |          |             | I have heard the Village of Little Valley has refused more than one large business that wanted to come in because they don't want to make it a business community but instead a retirement community. I am sure this is not the only community in the county with this attitude and I fear those decisions are negatively affecting our entire community. It would be nice if the county could give incentives to communities that make the positive decision to welcome new or expanding businesses that will bring much needed jobs to our area. Jul 3, 2014 10:17 AM |
| 80 |          |          | X        |          |             | I also feel teachers in school should be allowed to conceal carry provided with a background check and training Jul 3, 2014 11:34 AM  |
| 81 |          |          |          | X        |             | Higher wages are needed if housing options are going to remain at present levels. Minimum wage workers cannot afford to live here, and that is the majority of jobs available. Jul 3, 2014 2:02 PM  |
| 82 |          |          |          | X        |             | Everyone should take time and clean up their community . Jul 3, 2014 7:25 PM  |

|    | Under 18 | 18 to 30 | 31 to 45 | 46 to 64 | 65 or older | Response Text   |                       |
|----|----------|----------|----------|----------|-------------|---|-----------------------|
| 83 |          |          | X        |          |             | Cops and fire Dept's need to do work program with the kids in this town so they know they care and can trust them   | Jul 3, 2014 9:36 PM   |
| 84 |          |          | X        |          |             | I predict taxes associated with living in New York will eventually push me out of the state I've lived in my entire life.   | Jul 3, 2014 10:56 PM  |
| 85 |          |          | X        |          |             | Most of us parents encourage our children to get good educations and leave the area so that they can make a better living for themselves and better their own futures.  | Jul 4, 2014 9:55 AM   |
| 86 |          |          |          | X        |             | Bring in Windmills. They are NOT ugly when you see what they can do for us in Energy Savings...and if worried about killing birds, don't drive a car. They kill 2.  | Jul 10, 2014 10:47 PM |
| 87 |          |          |          | X        |             | Taxes in New York State   | Jul 12, 2014 9:59 AM  |
| 88 | X        |          |          |          |             | Repair Your Roads   | Jul 15, 2014 9:15 AM  |
| 89 |          | X        |          |          |             | More Employment Opprtunities  | Jul 15, 2014 9:38 AM  |
| 90 |          |          |          | X        |             | We should have more windmills   | Jul 25, 2014 10:31 PM |
| 91 |          |          | X        |          |             | We need to be strong as a county and take a stand against the state in issues that are detrimental to our small town environment.   | Jul 26, 2014 12:26 AM |
| 92 |          |          |          | X        |             | I definitely like the idea of bike paths because I now travel to Erie County to ride on the beautiful paved trails that they have. The Pat McGee trail was a great idea but after a few years it wasn't maintained.                       | Jul 28, 2014 9:51 AM  |
| 93 | X        |          |          |          |             | I love Cattaraugus County, but I do believe the Cattaraugus county fair needs to expand "ride-wise". The selection of rides seems to be depleting and the fairgrounds should consider an increase in ride capacity, and maybe run longer. | Jul 29, 2014 7:57 PM  |

|    | Under 18 | 18 to 30 | 31 to 45 | 46 to 64 | 65 or older | Response Text   |                     |
|----|----------|----------|----------|----------|-------------|---|---------------------|
| 94 |          | X        |          |          |             | joshspitzermacbookprojosh<br>spitzermacbookprojoshspitz<br>ermacbookprojoshspitzerm<br>acbookprojoshspitzermacb<br>ookprojoshspitzermacbook<br>projoshspitzermacbookproj<br>oshspitzermacbookprojoshs<br>pitzermacbookprojoshspitze<br>rmacbookprojoshspitzerma<br>cbookprojoshspitzermacbo<br>okprojoshspitzermacbookpr<br>ojoshspitzermacbookprojos<br>hspitzermacbookprojoshspit<br>zermacbookprojoshspitzer<br>macbookprojoshspitzermac<br>bookprojoshspitzermacboo<br>kprojoshspitzermacbookpro<br>joshspitzermacbookprojosh<br>spitzermacbookprojoshspitz<br>ermacbookprojoshspitzerm<br>acbookprojoshspitzermacb<br>ookprojoshspitzermacbook<br>projoshspitzermacbookproj<br>oshspitzermacbookprojoshs<br>pitzermacbookpro | Aug 5, 2014 2:09 PM |
| 95 |          |          | X        |          |             | Please see #8 and pass on<br>to pertinent departments so<br>that they may become<br>aware of this newly<br>developing issue. Thank<br>you!  | Aug 7, 2014 9:52 PM |

| 1. Where do you live?    |  |               |                    |                 |
|--------------------------|--|---------------|--------------------|-----------------|
|                          | How long have you lived in Cattaraugus County? |               |                    |                 |
|                          | Less than 5 years                              | 6 to 20 years | More than 20 years | Response Totals |
| Town of Allegany         | 14.8%<br>(4)                                   | 27.5%<br>(36) | 11.1%<br>(14)      | 19.0%<br>(54)   |
| Village of Allegany      | 3.7%<br>(1)                                    | 13.0%<br>(17) | 1.6%<br>(2)        | 7.0%<br>(20)    |
| Ashford                  | 3.7%<br>(1)                                    | 1.5%<br>(2)   | 6.3%<br>(8)        | 3.9%<br>(11)    |
| Carrollton               | 3.7%<br>(1)                                    | 4.6%<br>(6)   | 2.4%<br>(3)        | 3.5%<br>(10)    |
| Village of Cattaraugus   | 3.7%<br>(1)                                    | 0.8%<br>(1)   | 3.2%<br>(4)        | 2.1%<br>(6)     |
| Coldspring               | 0.0%<br>(0)                                    | 0.0%<br>(0)   | 0.0%<br>(0)        | 0.0%<br>(0)     |
| Conewango                | 0.0%<br>(0)                                    | 0.0%<br>(0)   | 2.4%<br>(3)        | 1.1%<br>(3)     |
| Dayton                   | 0.0%<br>(0)                                    | 0.8%<br>(1)   | 0.8%<br>(1)        | 0.7%<br>(2)     |
| Delevan                  | 0.0%<br>(0)                                    | 0.8%<br>(1)   | 0.8%<br>(1)        | 0.7%<br>(2)     |
| East Otto                | 3.7%<br>(1)                                    | 0.0%<br>(0)   | 0.8%<br>(1)        | 0.7%<br>(2)     |
| Town of Ellicottville    | 0.0%<br>(0)                                    | 0.8%<br>(1)   | 0.0%<br>(0)        | 0.4%<br>(1)     |
| Village of Ellicottville | 0.0%<br>(0)                                    | 0.0%<br>(0)   | 2.4%<br>(3)        | 1.1%<br>(3)     |

|                          |             |              |               |              |
|--------------------------|-------------|--------------|---------------|--------------|
| Farmersville             | 0.0%<br>(0) | 0.8%<br>(1)  | 3.2%<br>(4)   | 1.8%<br>(5)  |
| Town of Franklinville    | 0.0%<br>(0) | 0.8%<br>(1)  | 0.8%<br>(1)   | 0.7%<br>(2)  |
| Village of Franklinville | 0.0%<br>(0) | 2.3%<br>(3)  | 0.8%<br>(1)   | 1.4%<br>(4)  |
| Freedom                  | 0.0%<br>(0) | 0.8%<br>(1)  | 0.0%<br>(0)   | 0.4%<br>(1)  |
| Gowanda                  | 0.0%<br>(0) | 0.0%<br>(0)  | 1.6%<br>(2)   | 0.7%<br>(2)  |
| Great Valley             | 0.0%<br>(0) | 3.1%<br>(4)  | 11.1%<br>(14) | 6.3%<br>(18) |
| Hinsdale                 | 7.4%<br>(2) | 9.9%<br>(13) | 4.0%<br>(5)   | 7.0%<br>(20) |
| Humphrey                 | 3.7%<br>(1) | 2.3%<br>(3)  | 0.0%<br>(0)   | 1.4%<br>(4)  |
| Ischua                   | 0.0%<br>(0) | 0.0%<br>(0)  | 0.0%<br>(0)   | 0.0%<br>(0)  |
| Leon                     | 0.0%<br>(0) | 0.0%<br>(0)  | 0.0%<br>(0)   | 0.0%<br>(0)  |
| Town of Little Valley    | 0.0%<br>(0) | 0.0%<br>(0)  | 3.2%<br>(4)   | 1.4%<br>(4)  |
| Village of Little Valley | 0.0%<br>(0) | 0.8%<br>(1)  | 3.2%<br>(4)   | 1.8%<br>(5)  |
| Lyndon                   | 0.0%<br>(0) | 0.0%<br>(0)  | 0.0%<br>(0)   | 0.0%<br>(0)  |
| Machias                  | 3.7%<br>(1) | 0.0%<br>(0)  | 1.6%<br>(2)   | 1.1%<br>(3)  |
| Mansfield                | 0.0%<br>(0) | 1.5%<br>(2)  | 3.2%<br>(4)   | 2.1%<br>(6)  |
| Napoli                   | 3.7%<br>(1) | 0.8%<br>(1)  | 0.8%<br>(1)   | 1.1%<br>(3)  |
| New Albion               | 0.0%<br>(0) | 1.5%<br>(2)  | 1.6%<br>(2)   | 1.4%<br>(4)  |

|                          |                            |               |                             |              |
|--------------------------|----------------------------|---------------|-----------------------------|--------------|
| City of Olean            | 11.1%<br>(3)               | 6.1%<br>(8)   | <b>12.7%</b><br><b>(16)</b> | 9.5%<br>(27) |
| Town of Olean            | 0.0%<br>(0)                | 5.3%<br>(7)   | 4.0%<br>(5)                 | 4.2%<br>(12) |
| Otto                     | 11.1%<br>(3)               | 0.8%<br>(1)   | 0.0%<br>(0)                 | 1.4%<br>(4)  |
| Perrysburg               | 0.0%<br>(0)                | 0.0%<br>(0)   | 0.0%<br>(0)                 | 0.0%<br>(0)  |
| Persia                   | 0.0%<br>(0)                | 0.0%<br>(0)   | 2.4%<br>(3)                 | 1.1%<br>(3)  |
| Town of Portville        | 0.0%<br>(0)                | 0.0%<br>(0)   | 4.0%<br>(5)                 | 1.8%<br>(5)  |
| Village of Portville     | 0.0%<br>(0)                | 0.8%<br>(1)   | 0.0%<br>(0)                 | 0.4%<br>(1)  |
| Randolph                 | <b>18.5%</b><br><b>(5)</b> | 10.7%<br>(14) | 0.8%<br>(1)                 | 7.0%<br>(20) |
| Red House                | 0.0%<br>(0)                | 0.8%<br>(1)   | 0.0%<br>(0)                 | 0.4%<br>(1)  |
| City of Salamanca        | 0.0%<br>(0)                | 1.5%<br>(2)   | 6.3%<br>(8)                 | 3.5%<br>(10) |
| Town of Salamanca        | 0.0%<br>(0)                | 0.0%<br>(0)   | 1.6%<br>(2)                 | 0.7%<br>(2)  |
| South Dayton             | 0.0%<br>(0)                | 0.0%<br>(0)   | 0.8%<br>(1)                 | 0.4%<br>(1)  |
| South Valley             | 3.7%<br>(1)                | 0.0%<br>(0)   | 0.0%<br>(0)                 | 0.4%<br>(1)  |
| Yorkshire                | 3.7%<br>(1)                | 0.0%<br>(0)   | 0.8%<br>(1)                 | 0.7%<br>(2)  |
| Other (please specify)   | 3 replies                  | 2 replies     | 8 replies                   | 13           |
| <b>answered question</b> | <b>27</b>                  | <b>131</b>    | <b>126</b>                  | <b>284</b>   |
| <b>skipped question</b>  |                            |               |                             | <b>10</b>    |

## 2. What is your age group?

|                          | How long have you lived in Cattaraugus County? |                             |                             | Response Totals             |
|--------------------------|--|-----------------------------|-----------------------------|-----------------------------|
|                          | Less than 5 years                              | 6 to 20 years               | More than 20 years          |                             |
| Under 18                 | 13.3%<br>(4)                                   | 26.3%<br>(35)               | 0.0%<br>(0)                 | 13.3%<br>(39)               |
| 18 to 30                 | <b>30.0%</b><br><b>(9)</b>                     | <b>48.1%</b><br><b>(64)</b> | 9.2%<br>(12)                | <b>28.9%</b><br><b>(85)</b> |
| 31 to 45                 | <b>30.0%</b><br><b>(9)</b>                     | 13.5%<br>(18)               | 30.5%<br>(40)               | 22.8%<br>(67)               |
| 46 to 64                 | 26.7%<br>(8)                                   | 9.8%<br>(13)                | <b>48.1%</b><br><b>(63)</b> | 28.6%<br>(84)               |
| 65 or older              | 0.0%<br>(0)                                    | 2.3%<br>(3)                 | 12.2%<br>(16)               | 6.5%<br>(19)                |
| <b>answered question</b> | <b>30</b>                                      | <b>133</b>                  | <b>131</b>                  | <b>294</b>                  |
| <b>skipped question</b>  |  |                             |                             | <b>0</b>                    |

### 3. How long have you lived in Cattaraugus County?

|                          | How long have you lived in Cattaraugus County? |                 |                    |                 |
|--------------------------|--|-----------------|--------------------|-----------------|
|                          | Less than 5 years                              | 6 to 20 years   | More than 20 years | Response Totals |
| Less than 5 years        | 100.0%<br>(30)                                 | 0.0%<br>(0)     | 0.0%<br>(0)        | 10.2%<br>(30)   |
| 6 to 20 years            | 0.0%<br>(0)                                    | 100.0%<br>(133) | 0.0%<br>(0)        | 45.2%<br>(133)  |
| More than 20 years       | 0.0%<br>(0)                                    | 0.0%<br>(0)     | 100.0%<br>(131)    | 44.6%<br>(131)  |
| <b>answered question</b> | 30   | 133             | 131                | <b>294</b>      |
| <b>skipped question</b>  |  |                 |                    | <b>0</b>        |



#### 4. What is the highest level of education that you have completed?

|                          | How long have you lived in Cattaraugus County? |                             |                             | Response Totals             |
|--------------------------|--|-----------------------------|-----------------------------|-----------------------------|
|                          | Less than 5 years                              | 6 to 20 years               | More than 20 years          |                             |
| Some high school         | 23.3%<br>(7)                                   | 30.3%<br>(40)               | 0.0%<br>(0)                 | 16.0%<br>(47)               |
| High school graduate     | 13.3%<br>(4)                                   | <b>36.4%</b><br><b>(48)</b> | 13.7%<br>(18)               | 23.9%<br>(70)               |
| Some college, no degree  | 6.7%<br>(2)                                    | 8.3%<br>(11)                | 26.7%<br>(35)               | 16.4%<br>(48)               |
| College degree           | 20.0%<br>(6)                                   | 13.6%<br>(18)               | <b>35.9%</b><br><b>(47)</b> | <b>24.2%</b><br><b>(71)</b> |
| Graduate degree          | <b>36.7%</b><br><b>(11)</b>                    | 11.4%<br>(15)               | 23.7%<br>(31)               | 19.5%<br>(57)               |
| <b>answered question</b> | 30   | 132                         | 131                         | <b>293</b>                  |
| <b>skipped question</b>  |  |                             |                             | <b>1</b>                    |

## 5. Please rank the following topics based on their importance to Cattaraugus County.

|                                  |                       | How long have you lived in Cattaraugus County? |                             |                             |                 |
|----------------------------------|-----------------------|--|-----------------------------|-----------------------------|-----------------|
|                                  |                       | Less than 5 years                              | 6 to 20 years               | More than 20 years          | Response Totals |
| Agriculture                      | <b>Very Important</b> | <b>56.5%</b><br><b>(13)</b>                    | 38.4%<br>(48)               | <b>63.3%</b><br><b>(76)</b> |                 |
|                                  | <b>Important</b>      | 34.8%<br>(8)                                   | <b>40.0%</b><br><b>(50)</b> | 33.3%<br>(40)               |                 |
|                                  | <b>Neutral</b>        | 8.7%<br>(2)                                    | 20.0%<br>(25)               | 3.3%<br>(4)                 |                 |
|                                  | <b>Not Important</b>  | 0.0%<br>(0)                                    | 1.6%<br>(2)                 | 0.0%<br>(0)                 |                 |
| rating average                   |                       | 1.52<br>(23)                                   | 1.85<br>(125)               | 1.40<br>(120)               | 1.62<br>(268)   |
| Access to locally produced foods | <b>Very Important</b> | <b>43.5%</b><br><b>(10)</b>                    | 27.0%<br>(34)               | <b>56.3%</b><br><b>(67)</b> |                 |
|                                  | <b>Important</b>      | 30.4%<br>(7)                                   | <b>50.0%</b><br><b>(63)</b> | 33.6%<br>(40)               |                 |
|                                  | <b>Neutral</b>        | 26.1%<br>(6)                                   | 21.4%<br>(27)               | 7.6%<br>(9)                 |                 |
|                                  | <b>Not Important</b>  | 0.0%<br>(0)                                    | 1.6%<br>(2)                 | 2.5%<br>(3)                 |                 |
| rating average                   |                       | 1.83<br>(23)                                   | 1.98<br>(126)               | 1.56<br>(119)               | 1.78<br>(268)   |
| City, Village and Town renewal   | <b>Very Important</b> | 21.7%<br>(5)                                   | 21.6%<br>(27)               | <b>46.2%</b><br><b>(54)</b> |                 |
|                                  | <b>Important</b>      | <b>56.5%</b><br><b>(13)</b>                    | <b>44.8%</b><br><b>(56)</b> | 36.8%<br>(43)               |                 |
|                                  | <b>Neutral</b>        | 21.7%<br>(5)                                   | 28.0%<br>(35)               | 15.4%<br>(18)               |                 |
|                                  | <b>Not</b>            | 0.0%   | 5.6%                        | 1.7%                        |                 |

|  |                       |                             |                             |                             |               |
|--|-----------------------|-----------------------------|-----------------------------|-----------------------------|---------------|
|  | <b>Important</b>      | (0)                         | (7)                         | (2)                         |               |
|  | rating average        | 2.00<br>(23)                | 2.18<br>(125)               | 1.73<br>(117)               | 1.96<br>(265) |
| Protection of natural features (forests, water, hillsides, etc.)                       | <b>Very Important</b> | 39.1%<br>(9)                | 40.8%<br>(51)               | <b>68.9%</b><br><b>(82)</b> |               |
|  | <b>Important</b>      | <b>43.5%</b><br><b>(10)</b> | <b>41.6%</b><br><b>(52)</b> | 26.1%<br>(31)               |               |
|  | <b>Neutral</b>        | 17.4%<br>(4)                | 15.2%<br>(19)               | 4.2%<br>(5)                 |               |
|  | <b>Not Important</b>  | 0.0%<br>(0)                 | 2.4%<br>(3)                 | 0.8%<br>(1)                 |               |
|  | rating average        | 1.78<br>(23)                | 1.79<br>(125)               | 1.37<br>(119)               | 1.60<br>(267) |
| Utilization of natural resources (gravel, oil & gas, timber, water, wind, solar, etc.) | <b>Very Important</b> | <b>39.1%</b><br><b>(9)</b>  | 33.1%<br>(41)               | <b>56.2%</b><br><b>(68)</b> |               |
|  | <b>Important</b>      | 34.8%<br>(8)                | <b>40.3%</b><br><b>(50)</b> | 30.6%<br>(37)               |               |
|  | <b>Neutral</b>        | 26.1%<br>(6)                | 21.8%<br>(27)               | 11.6%<br>(14)               |               |
|  | <b>Not Important</b>  | 0.0%<br>(0)                 | 4.8%<br>(6)                 | 1.7%<br>(2)                 |               |
|  | rating average        | 1.87<br>(23)                | 1.98<br>(124)               | 1.59<br>(121)               | 1.79<br>(268) |
| Economic development (bringing in new businesses, retaining existing businesses, etc.) | <b>Very Important</b> | <b>56.5%</b><br><b>(13)</b> | <b>49.2%</b><br><b>(62)</b> | <b>72.7%</b><br><b>(88)</b> |               |
|  | <b>Important</b>      | 34.8%<br>(8)                | 31.7%<br>(40)               | 22.3%<br>(27)               |               |
|  | <b>Neutral</b>        | 4.3%<br>(1)                 | 17.5%<br>(22)               | 4.1%<br>(5)                 |               |
|  | <b>Not Important</b>  | 4.3%<br>(1)                 | 1.6%<br>(2)                 | 0.8%<br>(1)                 |               |
|  | rating average        | 1.57<br>(23)                | 1.71<br>(126)               | 1.33<br>(121)               | 1.53<br>(270) |

|   |                       |                             |                             |                             |               |
|---|-----------------------|-----------------------------|-----------------------------|-----------------------------|---------------|
| Tourism   | <b>Very Important</b> | <b>39.1%</b><br><b>(9)</b>  | 14.4%<br>(18)               | <b>40.8%</b><br><b>(49)</b> |               |
|   | <b>Important</b>      | 21.7%<br>(5)                | 23.2%<br>(29)               | 34.2%<br>(41)               |               |
|   | <b>Neutral</b>        | 21.7%<br>(5)                | <b>40.0%</b><br><b>(50)</b> | 21.7%<br>(26)               |               |
|   | <b>Not Important</b>  | 17.4%<br>(4)                | 22.4%<br>(28)               | 3.3%<br>(4)                 |               |
| rating average  |                       | 2.17<br>(23)                | 2.70<br>(125)               | 1.88<br>(120)               | 2.29<br>(268) |
| Arts (local arts organizations, museums, music, plays, etc.)  | <b>Very Important</b> | 21.7%<br>(5)                | 13.5%<br>(17)               | 25.6%<br>(30)               |               |
|   | <b>Important</b>      | 30.4%<br>(7)                | 34.9%<br>(44)               | <b>45.3%</b><br><b>(53)</b> |               |
|   | <b>Neutral</b>        | <b>34.8%</b><br><b>(8)</b>  | <b>37.3%</b><br><b>(47)</b> | 18.8%<br>(22)               |               |
|   | <b>Not Important</b>  | 13.0%<br>(3)                | 14.3%<br>(18)               | 10.3%<br>(12)               |               |
| rating average  |                       | 2.39<br>(23)                | 2.52<br>(126)               | 2.14<br>(117)               | 2.34<br>(266) |
| Culture and History (Seneca Nation of Indians, Amish, County and local history, etc.)                               | <b>Very Important</b> | 26.1%<br>(6)                | 16.7%<br>(21)               | 21.5%<br>(26)               |               |
|   | <b>Important</b>      | <b>34.8%</b><br><b>(8)</b>  | 26.2%<br>(33)               | <b>50.4%</b><br><b>(61)</b> |               |
|   | <b>Neutral</b>        | 30.4%<br>(7)                | <b>42.1%</b><br><b>(53)</b> | 21.5%<br>(26)               |               |
|   | <b>Not Important</b>  | 8.7%<br>(2)                 | 15.1%<br>(19)               | 6.6%<br>(8)                 |               |
| rating average  |                       | 2.22<br>(23)                | 2.56<br>(126)               | 2.13<br>(121)               | 2.34<br>(270) |
| Infrastructure (upgrading and repairing roads and bridges, water lines, sewer lines, other public facilities, etc.) | <b>Very Important</b> | <b>43.5%</b><br><b>(10)</b> | <b>53.2%</b><br><b>(67)</b> | <b>78.3%</b><br><b>(94)</b> |               |
|   | <b>Important</b>      | 30.4%<br>(7)                | 27.0%<br>(34)               | 19.2%<br>(23)               |               |

|   |                       |                             |                             |                             |               |
|---|-----------------------|-----------------------------|-----------------------------|-----------------------------|---------------|
|   | <b>Neutral</b>        | 13.0%<br>(3)                | 14.3%<br>(18)               | 2.5%<br>(3)                 |               |
|   | <b>Not Important</b>  | 13.0%<br>(3)                | 5.6%<br>(7)                 | 0.0%<br>(0)                 |               |
| rating average  |                       | 1.96<br>(23)                | 1.72<br>(126)               | 1.24<br>(120)               | 1.53<br>(269) |
| Planning for an aging population (housing, accessibility, transportation, etc.)   | <b>Very Important</b> | 18.2%<br>(4)                | 14.3%<br>(18)               | 39.7%<br>(48)               |               |
|   | <b>Important</b>      | 36.4%<br>(8)                | <b>47.6%</b><br><b>(60)</b> | <b>47.1%</b><br><b>(57)</b> |               |
|   | <b>Neutral</b>        | <b>45.5%</b><br><b>(10)</b> | 31.0%<br>(39)               | 12.4%<br>(15)               |               |
|   | <b>Not Important</b>  | 0.0%<br>(0)                 | 7.1%<br>(9)                 | 0.8%<br>(1)                 |               |
| rating average  |                       | 2.27<br>(22)                | 2.31<br>(126)               | 1.74<br>(121)               | 2.05<br>(269) |
| Public transportation (buses, van service, other rural transportation services)   | <b>Very Important</b> | 21.7%<br>(5)                | 10.4%<br>(13)               | 24.4%<br>(29)               |               |
|   | <b>Important</b>      | <b>34.8%</b><br><b>(8)</b>  | 29.6%<br>(37)               | <b>34.5%</b><br><b>(41)</b> |               |
|   | <b>Neutral</b>        | 30.4%<br>(7)                | <b>38.4%</b><br><b>(48)</b> | 29.4%<br>(35)               |               |
|   | <b>Not Important</b>  | 13.0%<br>(3)                | 21.6%<br>(27)               | 11.8%<br>(14)               |               |
| rating average  |                       | 2.35<br>(23)                | 2.71<br>(125)               | 2.29<br>(119)               | 2.49<br>(267) |
| Pedestrian/bicyclist transportation improvements (sidewalks, crosswalks, trails, etc. for walkers, hikers and bicyclists) | <b>Very Important</b> | 26.1%<br>(6)                | 17.5%<br>(22)               | 31.7%<br>(38)               |               |
|   | <b>Important</b>      | 26.1%<br>(6)                | <b>36.5%</b><br><b>(46)</b> | <b>35.0%</b><br><b>(42)</b> |               |
|   | <b>Neutral</b>        | <b>43.5%</b><br><b>(10)</b> | 34.9%<br>(44)               | 27.5%<br>(33)               |               |
|   | <b>Not</b>            | 4.3%                        | 11.1%                       | 5.8%                        |               |

|                         |                          |              |               |               |               |
|-------------------------|--------------------------|--------------|---------------|---------------|---------------|
|                         | <b>Important</b>         | (1)          | (14)          | (7)           |               |
|                         | rating average           | 2.26<br>(23) | 2.40<br>(126) | 2.08<br>(120) | 2.24<br>(269) |
|                         | <b>answered question</b> | 23           | 126           | 121           | <b>270</b>    |
| <b>skipped question</b> |                          |              |               |               | <b>24</b>     |

## 6. Please pick the sentence that best matches your preference.

|  | How long have you lived in Cattaraugus County? |                             |                             | Response Totals              |
|--|--|-----------------------------|-----------------------------|------------------------------|
|  | Less than 5 years                              | 6 to 20 years               | More than 20 years          |                              |
| Cattaraugus County should strive to stay rural in character and limit new growth.  | 8.7%<br>(2)                                    | 17.7%<br>(22)               | 8.3%<br>(10)                | 12.7%<br>(34)                |
| Cattaraugus County needs to grow, but growth should be concentrated in and around our existing cities, villages and hamlets, and not in areas not served by existing infrastructure. | <b>60.9%</b><br><b>(14)</b>                    | <b>59.7%</b><br><b>(74)</b> | <b>65.3%</b><br><b>(79)</b> | <b>62.3%</b><br><b>(167)</b> |
| Growth is progress and Cattaraugus County should not try to limit growth and development in any way.   | 30.4%<br>(7)                                   | 22.6%<br>(28)               | 26.4%<br>(32)               | 25.0%<br>(67)                |
| <b>answered question</b>   | 23   | 124                         | 121                         | <b>268</b>                   |
| <b>skipped question</b>  |  |                             |                             | <b>26</b>                    |

**7. Which of the following elements of Cattaraugus County are most important to you?  
(Please select only the top three)**

|   | How long have you lived in Cattaraugus County? |                             |                             | Response Totals              |
|---|--|-----------------------------|-----------------------------|------------------------------|
|   | Less than 5 years                              | 6 to 20 years               | More than 20 years          |                              |
| Rural Character   | 34.8%<br>(8)                                   | 28.3%<br>(36)               | 31.4%<br>(38)               | 30.3%<br>(82)                |
| Agriculture   | 34.8%<br>(8)                                   | 22.0%<br>(28)               | 29.8%<br>(36)               | 26.6%<br>(72)                |
| Forests and open space  | 43.5%<br>(10)                                  | 40.9%<br>(52)               | 33.1%<br>(40)               | 37.6%<br>(102)               |
| Outdoor recreation  | 30.4%<br>(7)                                   | 36.2%<br>(46)               | 33.1%<br>(40)               | 34.3%<br>(93)                |
| Local shops and business districts (being able to shop nearby)              | <b>56.5%</b><br><b>(13)</b>                    | 32.3%<br>(41)               | 30.6%<br>(37)               | 33.6%<br>(91)                |
| Local employment opportunities (being able to find a job within the County) | 52.2%<br>(12)                                  | <b>56.7%</b><br><b>(72)</b> | <b>62.8%</b><br><b>(76)</b> | <b>59.0%</b><br><b>(160)</b> |
| Quality schools   | 43.5%<br>(10)                                  | 46.5%<br>(59)               | 53.7%<br>(65)               | 49.4%<br>(134)               |
| Quality health care facilities  | 17.4%<br>(4)                                   | 19.7%<br>(25)               | 39.7%<br>(48)               | 28.4%<br>(77)                |
| Small town character  | 13.0%<br>(3)                                   | 19.7%<br>(25)               | 26.4%<br>(32)               | 22.1%<br>(60)                |
| Completion of Route 219 Expressway  | 8.7%<br>(2)                                    | 21.3%<br>(27)               | 25.6%<br>(31)               | 22.1%<br>(60)                |
| Timbering   | 8.7%<br>(2)                                    | 3.9%<br>(5)                 | 4.1%<br>(5)                 | 4.4%<br>(12)                 |
| Oil and gas extraction  | 4.3%<br>(1)                                    | 11.8%<br>(15)               | 11.6%<br>(14)               | 11.1%<br>(30)                |
| <b>answered question</b>  | 23   | 127                         | 121                         | <b>271</b>                   |
| <b>skipped question</b>   |  |                             |                             | <b>23</b>                    |

**8. Please list what you feel are the top three issues facing Cattaraugus County.**

|                          | How long have you lived in Cattaraugus County? |               |                    |                |
|--------------------------|--|---------------|--------------------|----------------|
|                          | Less than 5 years                              | 6 to 20 years | More than 20 years | Response Count |
|                          | 19 replies                                     | 97 replies    | 90 replies         | 206            |
| <b>answered question</b> | 19   | 97            | 90                 | <b>206</b>     |
| <b>skipped question</b>  |  |               |                    | <b>88</b>      |

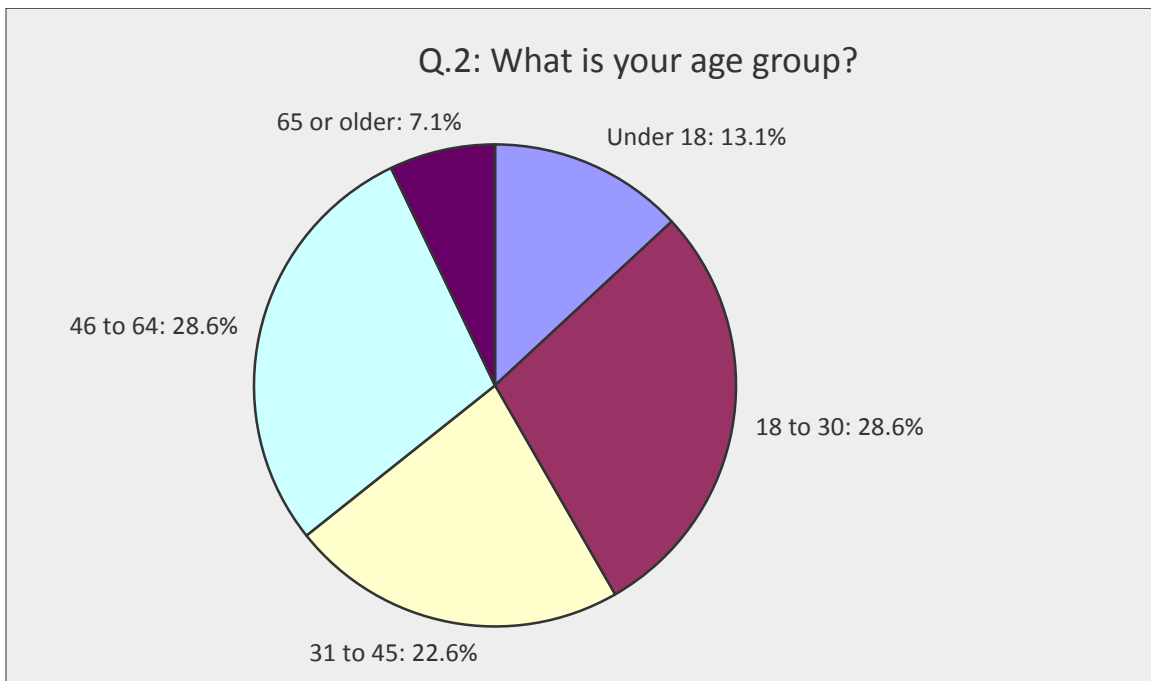
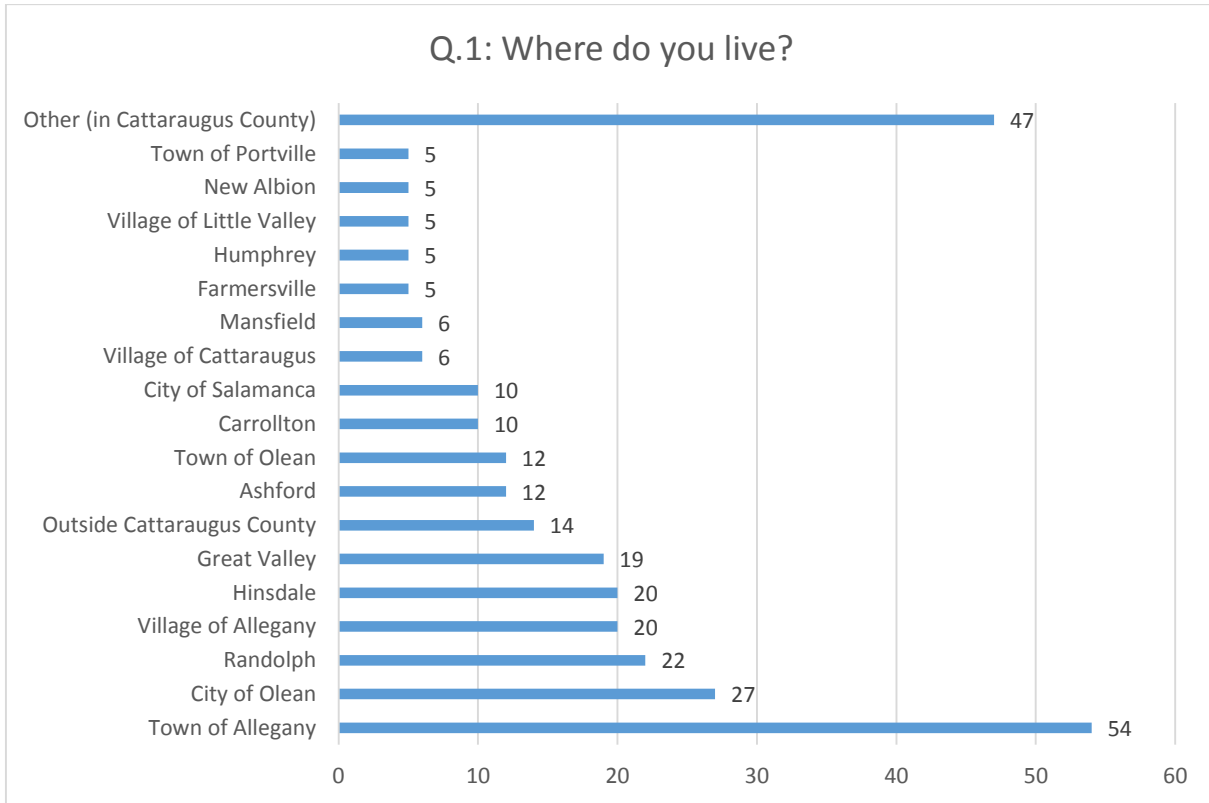
**9. Is there anything else you would like to share?**

|                          | How long have you lived in Cattaraugus County? |               |                    |                |
|--------------------------|--|---------------|--------------------|----------------|
|                          | Less than 5 years                              | 6 to 20 years | More than 20 years | Response Count |
|                          | 9 replies                                      | 44 replies    | 41 replies         | 94             |
| <b>answered question</b> | 9  | 44            | 41                 | <b>94</b>      |
| <b>skipped question</b>  |  |               |                    | <b>200</b>     |

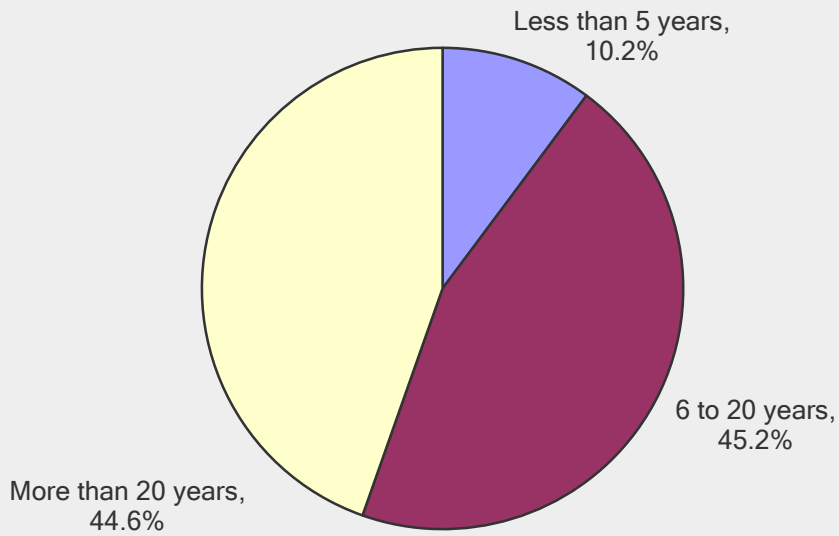


# Cattaraugus County Comprehensive Plan – Survey Summary

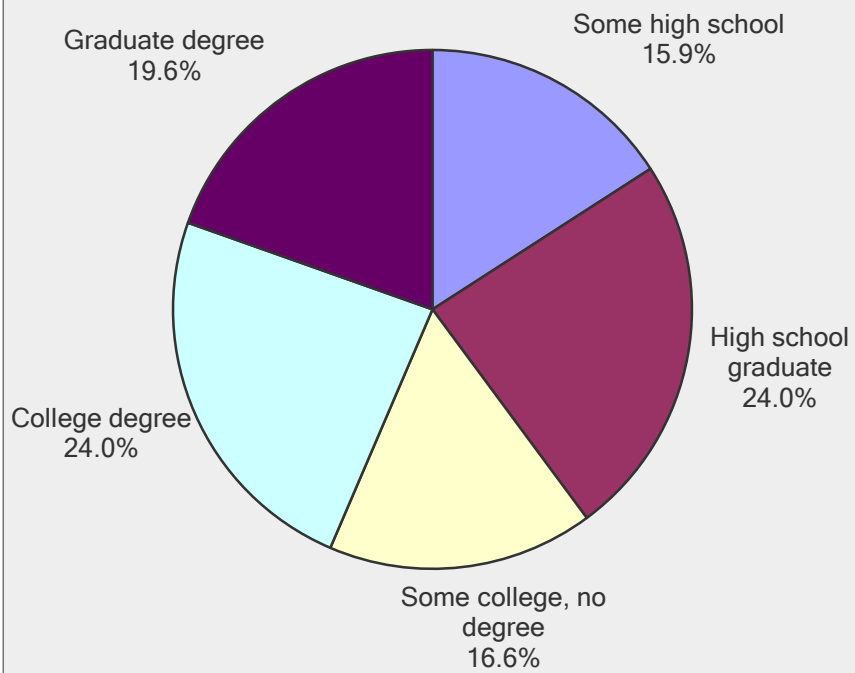
This document summarizes the results of the Survey that was taken for the Cattaraugus County Comprehensive Plan. A total of 303 people responded to the survey.



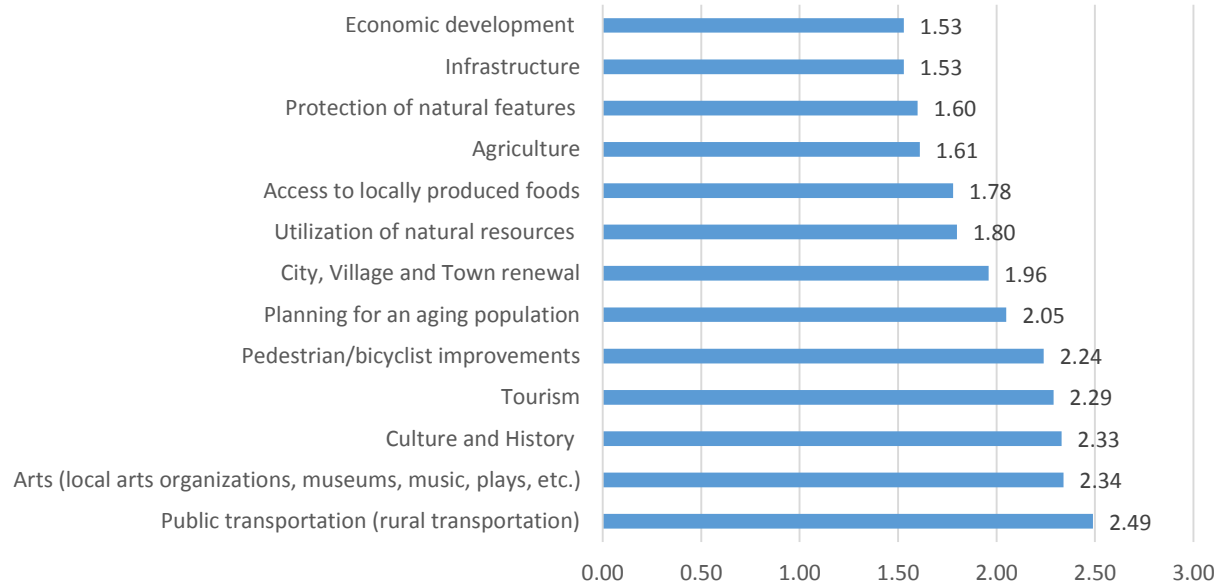
Q.3: How long have you lived in Cattaraugus County?



Q.4: What is the highest level of education that you have completed?



### Q.5: Topics Ranked by Importance to Cattaraugus County\*

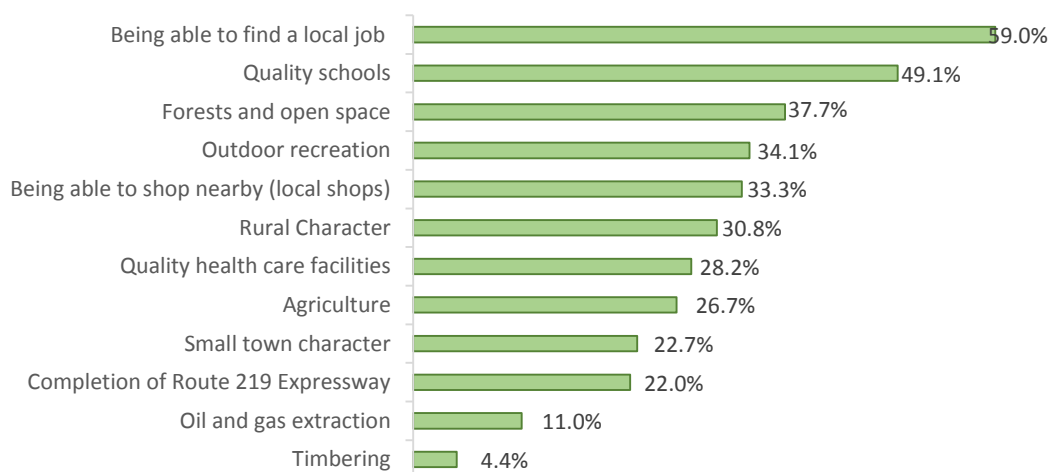


\* Note: Items ranked by average rating, where 1 is most important and 4 is not important. Highest priority items have lowest average scores.

### Q.6: Please pick the sentence that best matches your preference.

|  |       |
|--|-------|
| Cattaraugus County should strive to stay rural in character and limit new growth.  | 13.0% |
| Cattaraugus County needs to grow, but growth should be concentrated in and around our existing cities, villages and hamlets, and not in areas not served by existing infrastructure. | 62.2% |
| Growth is progress and Cattaraugus County should not try to limit growth and development in any way.   | 24.8% |

### Q.7: Which aspects are most important to you?



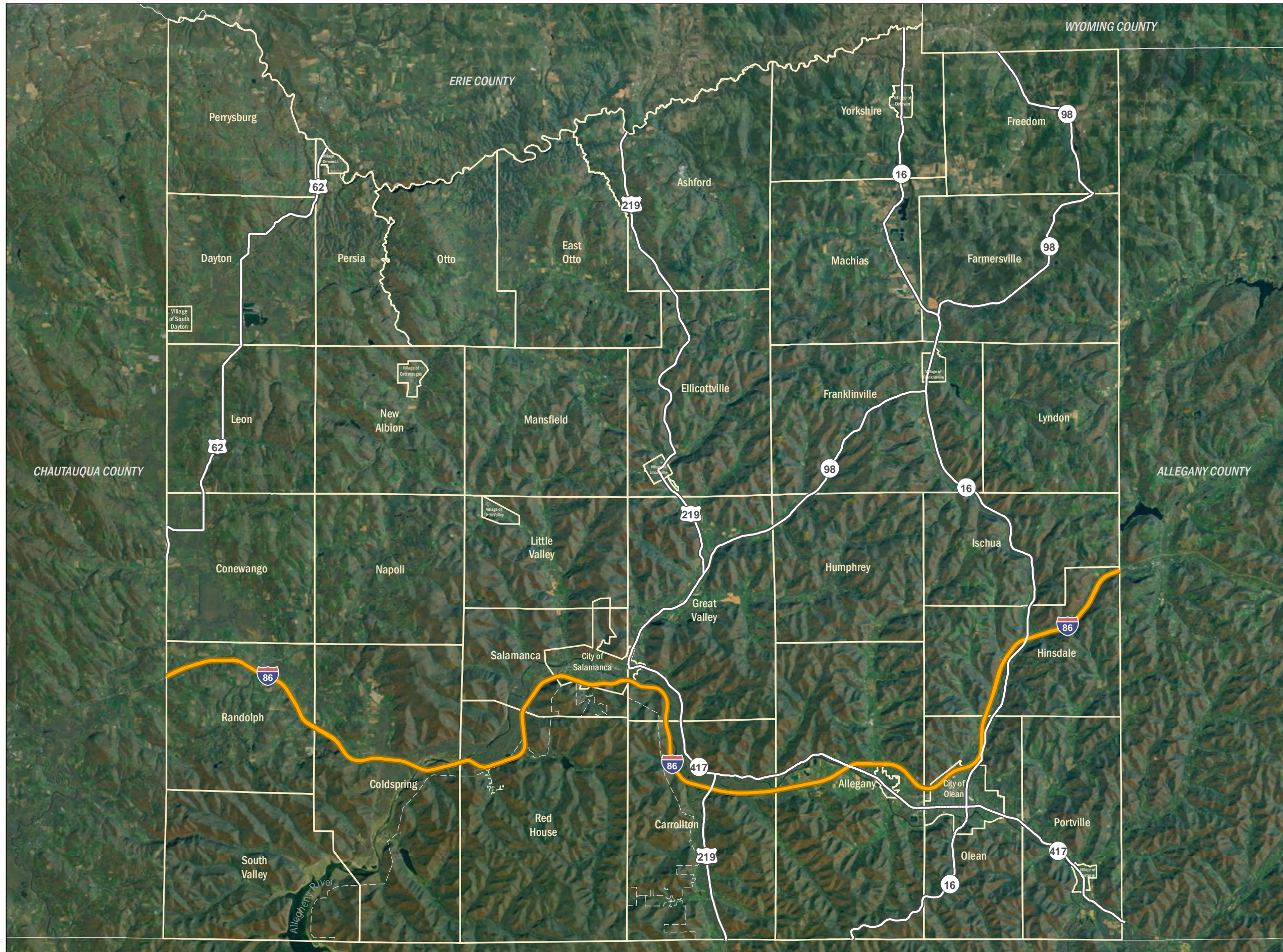




# Appendix C

## Maps





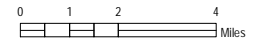
# Cattaraugus County Comprehensive Plan

## 2011 Aerial Imagery



**LEGEND**

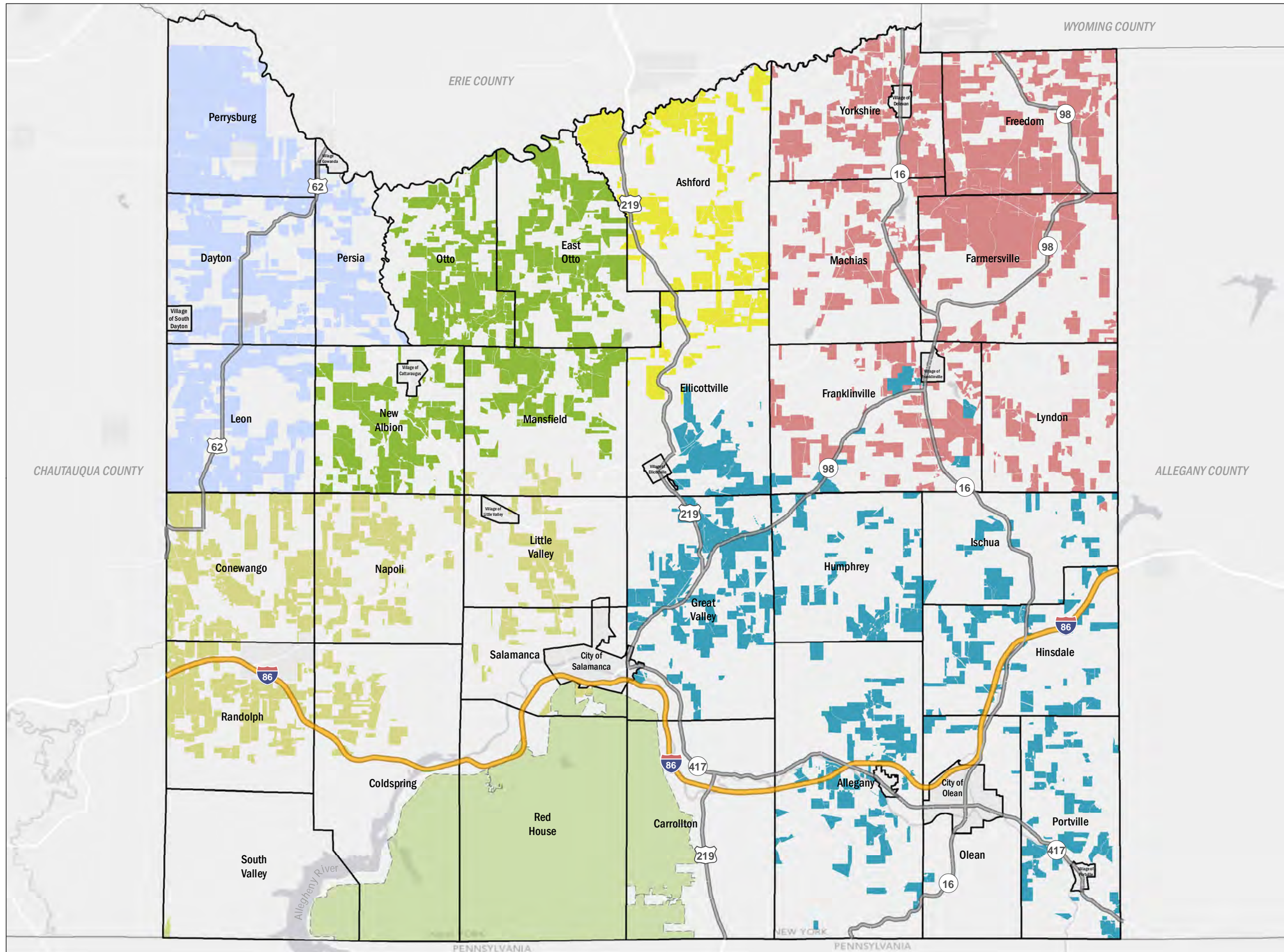
- Municipal Boundary
- Allegany State Park



WD Project # 307638  
Map Created: April, 2014

Wendel WD Architecture, Engineering, Surveying & Landscape  
Architecture, P.C. shall assume no liability for  
1. Any errors, omissions, or inaccuracies in the information  
provided regardless of how caused or; 2. Any decision or  
action taken or not taken by the reader in reliance  
upon any information or data furnished hereunder.  
Data Sources: NYS GIS Clearinghouse,  
Cattaraugus County Department of Economic Development,  
Planning & Tourism, ESRI Basemap





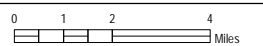
# Cattaraugus County Comprehensive Plan

## Agricultural Districts



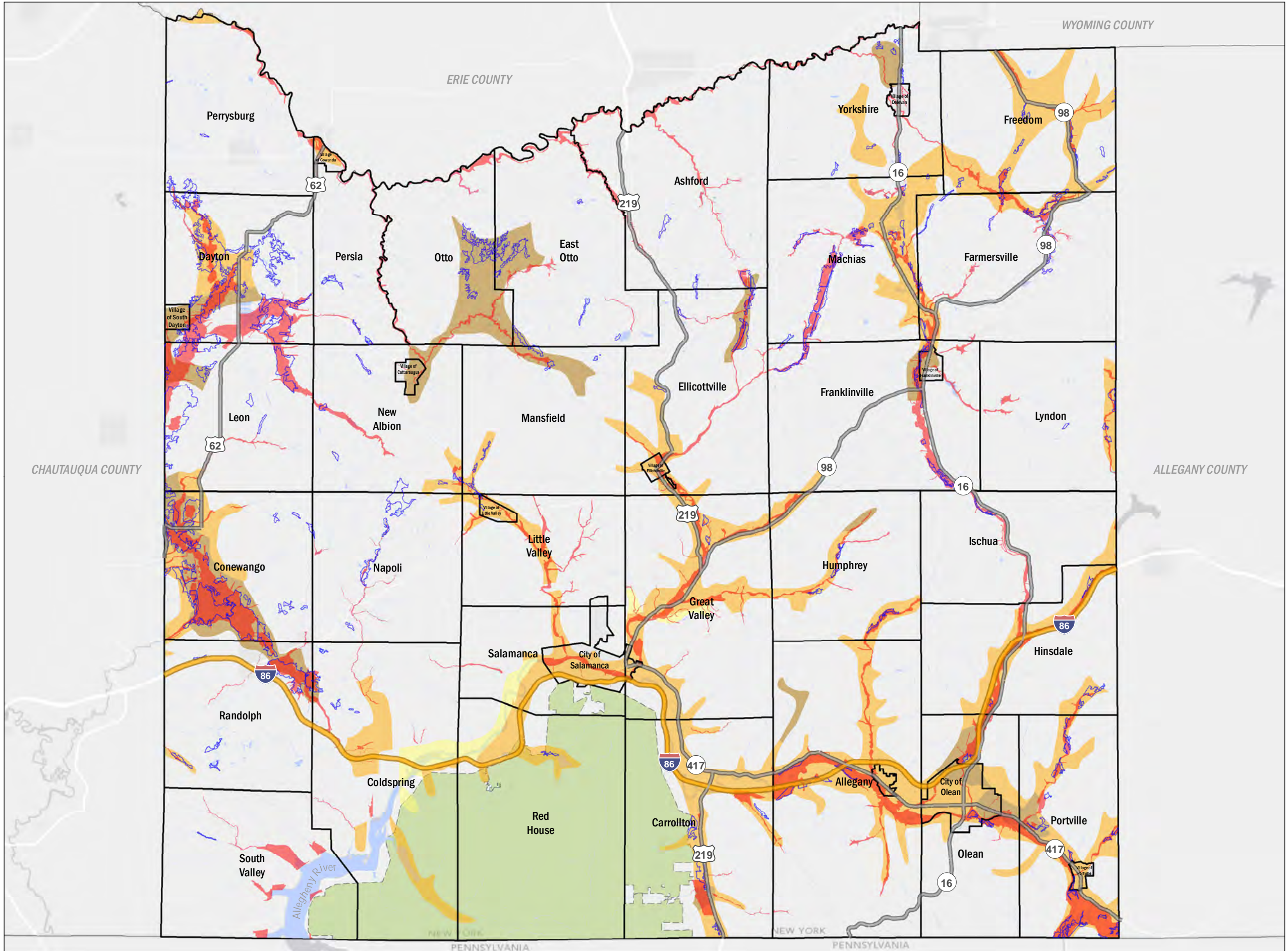
**LEGEND**

- Municipal Boundary
- Allegany State Park
- Agriculture Districts**
- Ashford Meadows
- Farmersville - Freedom
- Northwest
- South Branch
- Southeast Central
- Southwest



WD Project # 307638  
Map Created: April, 2014

Wendel WD Architecture, Engineering, Surveying & Landscape Architecture, P.C. shall assume no liability for 1. Any errors, omissions, or inaccuracies in the information provided regardless of how caused or; 2. Any decision or action taken or not taken by the reader in reliance upon any information or data furnished hereunder.  
Data Sources: NYS GIS Clearinghouse, Cattaraugus County Department of Economic Development, Planning & Tourism, ESRI Basemap



# Cattaraugus County Comprehensive Plan

## Environmental Features




**LEGEND**

- Municipal Boundary
- Streams
- Water
- Allegany State Park
- State Wetlands
- Special Flood Hazard Area

**Aquifers**

- Confined
- Unconfined
- Unknown

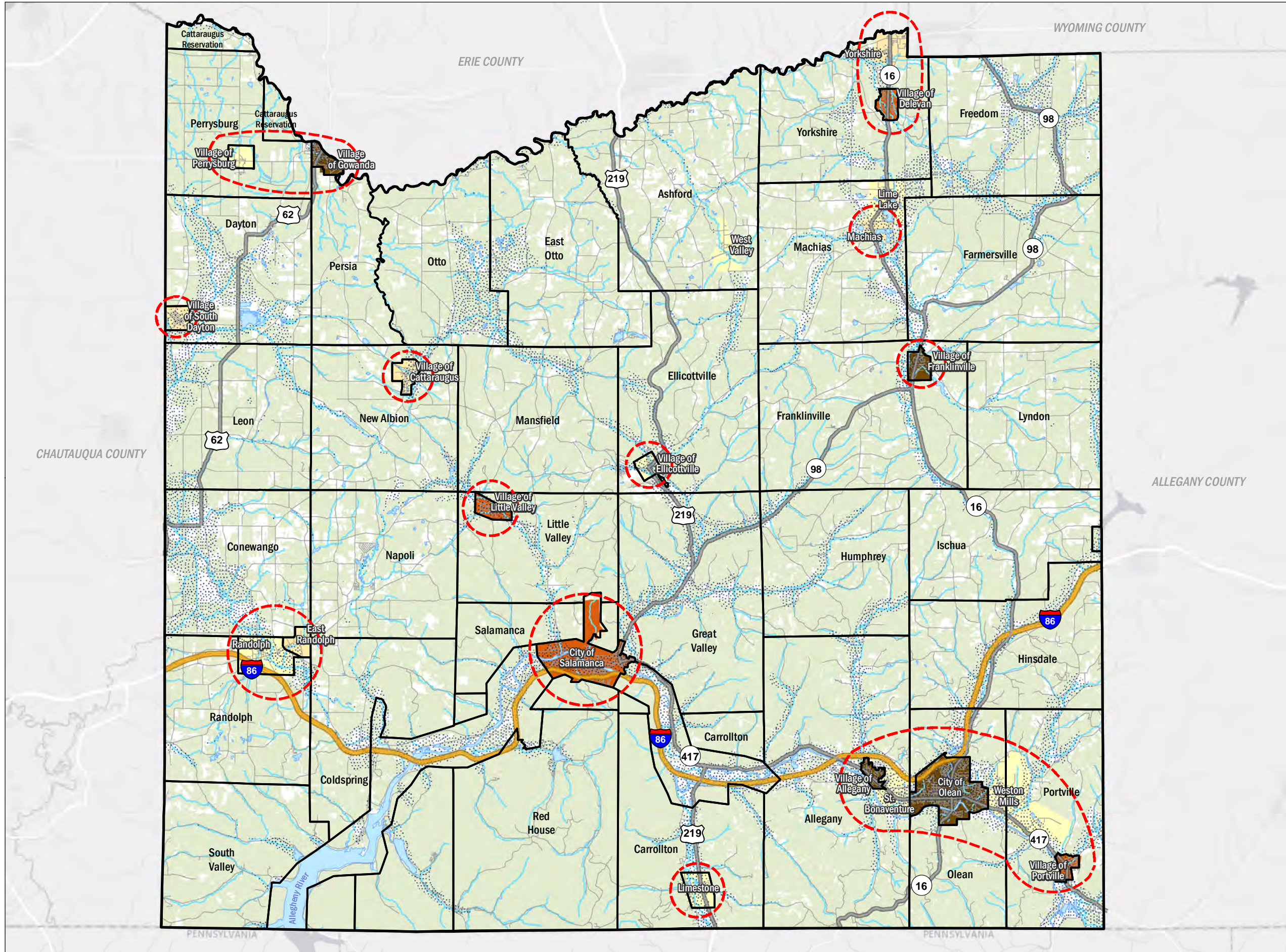


\* Please note that Federal Wetlands have not been digitally mapped for Cattaraugus County



WD Project # 307638  
Map Created: April, 2014

Wendel WD Architecture, Engineering, Surveying & Landscape Architecture, P.C. shall assume no liability for 1. Any errors, omissions, or inaccuracies in the information provided regardless of how caused or; 2. Any decision or action taken or not taken by the reader in reliance upon any information or data furnished hereunder.  
Data Sources: NYS GIS Clearinghouse, Cattaraugus County Department of Economic Development, Planning & Tourism, NYS Department of Environmental Conservation, ESRI Basemap



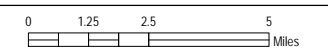
# Cattaraugus County Comprehensive Plan

## Future Growth Areas



### LEGEND

- Municipal Boundary
  - Primary Growth Area
  - Environmental Protection Area
  - Streams
  - Conservation Areas
- Persons Per Square Mile
- |  |           |  |               |
|--|-----------|--|---------------|
|  | 0 - 65    |  | 901 - 1,500   |
|  | 66 - 450  |  | 1,501 - 2,400 |
|  | 451 - 900 |  |               |



\* Please note that Federal Wetlands have not been digitally mapped for Cattaraugus County



WD Project # 307638  
Map Created: March, 2015

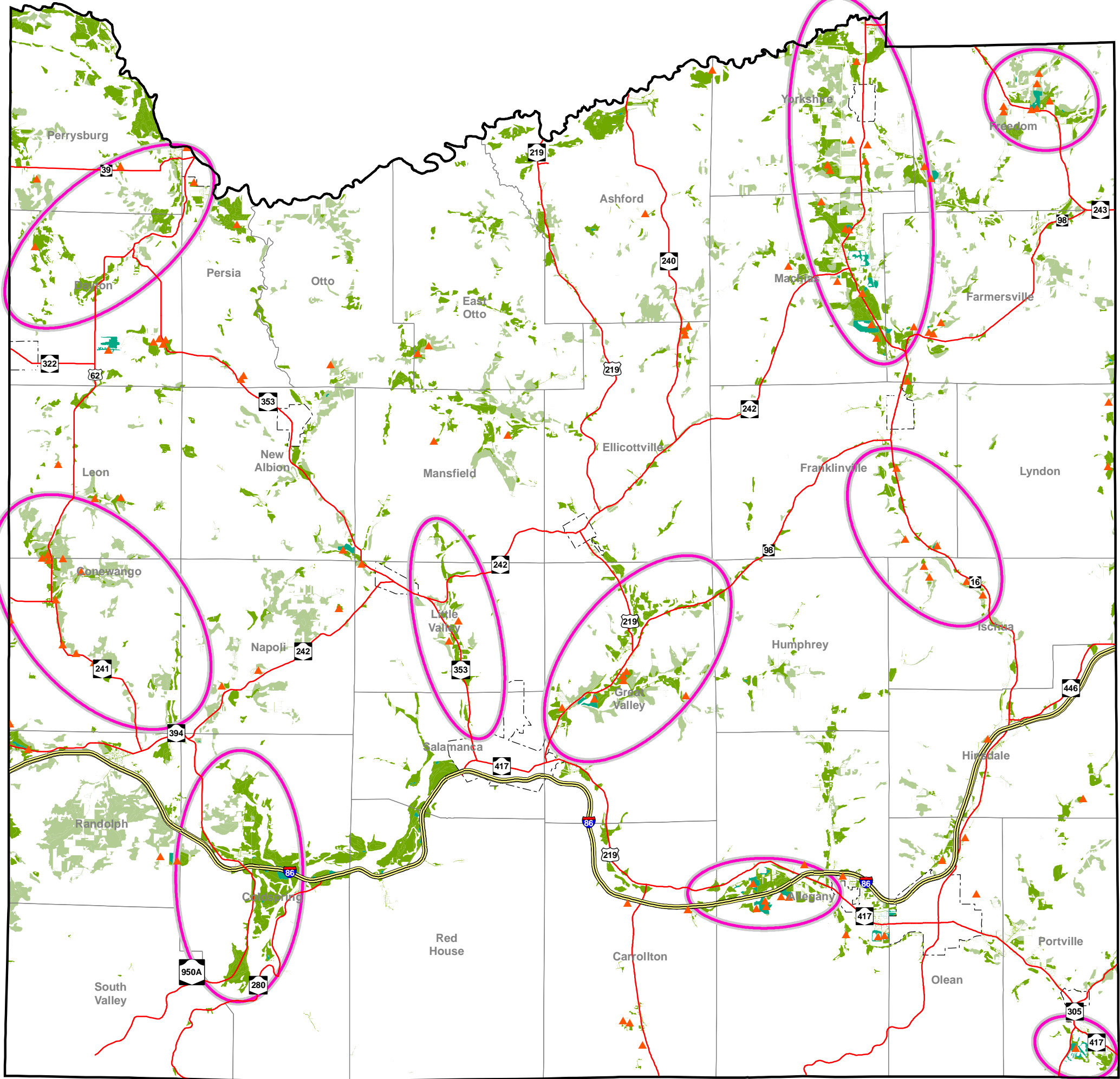
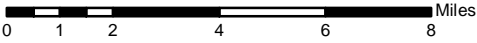
Wendel WD Architecture, Engineering, Surveying & Landscape Architecture, P.C. shall assume no liability for 1. Any errors, omissions, or inaccuracies in the information provided regardless of how caused or; 2. Any decision or action taken or not taken by the reader in reliance upon any information or data furnished hereunder.  
Data Sources: NYS GIS Clearinghouse, Cattaraugus County Department of Economic Development, Planning & Tourism, NYS Department of Environmental, US Census Bureau

# Gravel Resources

## Cattaraugus County, NY

### Legend

- ▲ Sand and Gravel Mines
- Major Highways**
  - Interstate 86
  - US Highway
  - State Highway
- Gravel Soils**
  - Allard silt loam
  - Castile gravelly silt loam
  - Chenango gravelly silt loam
  - Chenango channery silt loam
  - Chenango fine gravelly sandy loam
  - Chenango sandy loam
  - Olean silt loam
  - Unadilla silt loam
  - Colonie fine sandy loam
  - Valois gravelly silt loam
  - Valois-Valusia-Mardin Complex
  - Gravel Pits
  - Gravel Regions
  - Cattaraugus County
  - Towns
  - Cities and Villages



This map was created using GIS and GPS technology  
 Prepared by the Cattaraugus County  
 Department of Economic Development, Planning & Tourism  
 303 Court Street  
 Little Valley, NY 14755  
 James H. Isaacson, Senior Planner  
 (716) 938-2320  
[www.cattco.org](http://www.cattco.org)  
 August 2014