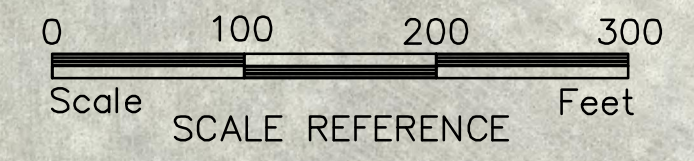




- NOTES:**
- PIPELINE TO BE INSTALLED WITH MINIMUM OF 48" COVER IN CROPLANDS, 60" IN STREAMS & 36" COVER IN ALL OTHER LOCATIONS. IF BEDROCK IS ENCOUNTERED, THE MINIMUM COVER WILL BE 24"
 - STREAM II: EQUIPMENT CROSSING - TIMBER MAT BRIDGE. PIPELINE CROSSING - DRY METHOD, SEE SHEETS 12, 13 AND EM&CS&P.
 - STREAM 5-2: EQUIPMENT CROSSING - INSTALL CULVERT. PIPELINE CROSSING - INSTALL PIPE UNDER EXISTING CULVERT, SEE SHEET 12, 13 AND EM&CS&P.
 - INSTALL WATERBARS & TRENCH BREAKERS AS REQUIRED. AT MINIMUM, NEW WATERBARS SHALL BE INSTALLED TO MATCH EXISTING WATERBARS ACROSS COLUMBIA GAS TRANSMISSION RIGHT-OF-WAY, SEE SHEET 12, 13 AND EM&CS&P.
 - REMOVE PORTION OF FENCE DURING CONSTRUCTION & REPLACE DURING FINAL RESTORATION.
 - REFER TO 6172-2101 SHEET 1 FOR SURVEY NOTES.
 - BARNES HILL ROAD TO BE OPEN-CUT.
 - ALL WOOD SHALL BE STACKED IN UPLAND AREAS OR REMOVED FROM RIGHT-OF-WAY.
 - EXTRA WORK SPACE (EWS) AS SHOWN ON DRAWING.
 - CHECK DAMS, TEMPORARY ACCESS ROADS, STREAM CROSSING, WETLAND CROSSING AND GENERAL EROSION AND SEDIMENT CONTROL DETAILS ARE SHOWN ON SHEETS 12, 13 AND IN THE EM&CS&P.
 - CONTRACTOR SHALL PROTECT LARGE DESIGNATED TREES AS SHOWN FROM DAMAGE ALONG PIPELINE RIGHT-OF-WAY FROM STA. A3+00 TO STA. A10+67 ON EAST STREAM BANK AND WITHIN TEMPORARY EXTRA WORK SPACES UTILIZING TREE PROTECTION DEVICES SHOWN ON DRAWING 6172-5172, SHEET 29.
 - REMOVE DEAD TREE AND CHIP LIMBS AND BRANCHES. CUT UP INTO 10' LENGTHS AND STACK REMAINING TREE IN LOG PILE STORAGE AREA. KEEP SEPARATE FROM MERCHANTABLE LOGS.
 - CUT TREES LARGER THAN 6 INCH IN DIAMETER INTO 10 FOOT LENGTHS AND TRANSPORT TO LOG PILE STORAGE AREA NEAR TURN-AROUND AREA. APPLIES FROM STA. A3+14 TO STA. A10+67 KEEP MERCHANTABLE WOOD SEPARATE FROM NON-MERCHANTABLE WOOD.



No.	By	Date	App'd	Revision
0	JH	06/20/12	JH	ISSUED FOR BID
1	JH	8/1/12	JH	FINAL-ISSUED FOR BID
2	JH	9/14/12	JH	FINAL-ISSUED FOR BID



NYSEG
 GAS BUSINESS UNIT
 KIRKWOOD, N.Y.



CIA
 International Engineering & Development Corporation
 IEDC
 Designed: JH | Drawn: DDL | Checked: JH

SENECA WEST PIPELINE INTERCONNECT
 CIVIL ALIGNMENT PLAN
 Project No.: 22867 | Scale: AS SHOWN
 Issue Date: 04/2012