


APPENDIX B
EIA NATURAL GAS PRICES



NATURAL GAS

OVERVIEW DATA ANALYSIS & PROJECTIONS

GLOSSARY > FAQs >

Referring Pages:

- Residential Price - Marketers
- New York Average Price of Natural Gas Delivered to Residential and Commercial Consumers by Local Distribution and Market

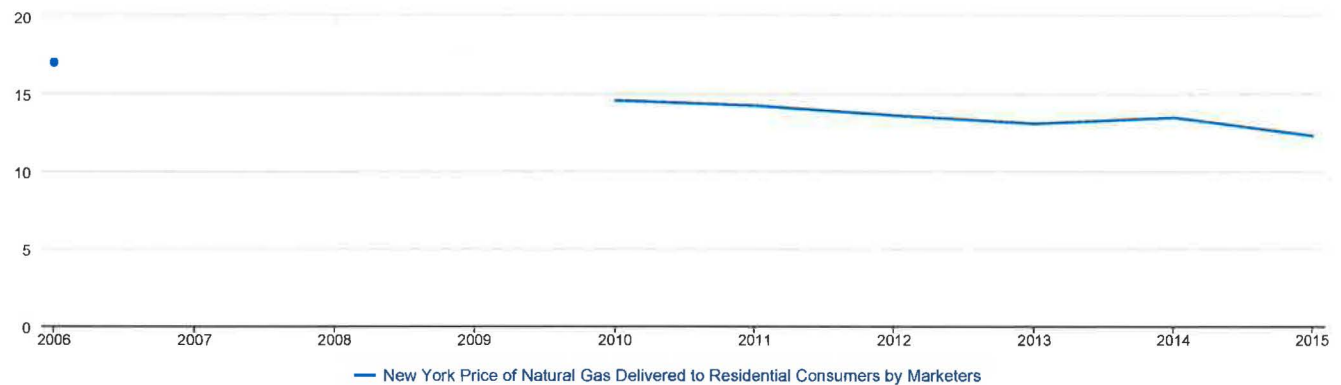
View History: Annual

Download Data (XLS File)

New York Price of Natural Gas Delivered to Residential Consumers by Marketers

DOWNLOAD

Dollars per Thousand Cubic Feet



Source: U.S. Energy Information Administration

This series is available through the EIA open data API and can be downloaded to Excel or embedded as an interactive chart or map on your website.

New York Price of Natural Gas Delivered to Residential Consumers by Marketers (Dollars per Thousand Cubic Feet)

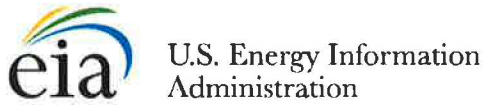
Decade	Year-0	Year-1	Year-2	Year-3	Year-4	Year-5	Year-6	Year-7	Year-8	Year-9
2000's							16.99			
2010's	14.55	14.22	13.59	13.07	13.46	12.28				

- = No Data Reported; -- = Not Applicable; NA = Not Available; W = Withheld to avoid disclosure of individual company data.

Release Date: 08/31/2017
Next Release Date: 09/29/2017

Referring Pages:

- Residential Price - Marketers
- New York Average Price of Natural Gas Delivered to Residential and Commercial Consumers by Local Distribution and Market



NATURAL GAS

OVERVIEW DATA ANALYSIS & PROJECTIONS

GLOSSARY > FAQs >

Referring Pages:

- Residential Price - Local Distribution Companies
- New York Average Price of Natural Gas Delivered to Residential and Commercial Consumers by Local Distribution and Market

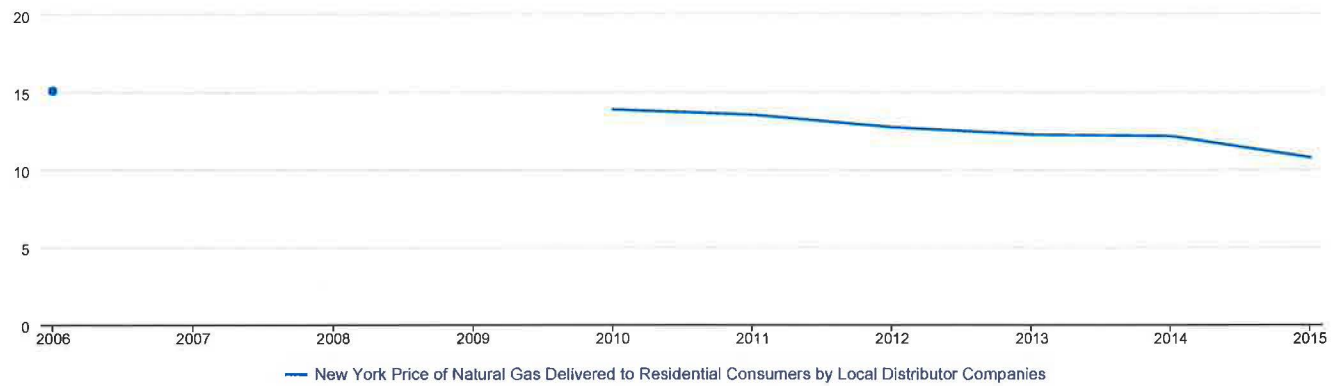
View History: Annual

Download Data (XLS File)

New York Price of Natural Gas Delivered to Residential Consumers by Local Distributor Companies

DOWNLOAD

Dollars per Thousand Cubic Feet



Source: U.S. Energy Information Administration

This series is available through the EIA open data API and can be downloaded to Excel or embedded as an interactive chart or map on your website.

New York Price of Natural Gas Delivered to Residential Consumers by Local Distributor Companies (Dollars per Thousand Cubic Feet)

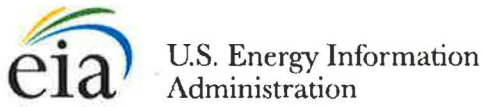
Decade	Year-0	Year-1	Year-2	Year-3	Year-4	Year-5	Year-6	Year-7	Year-8	Year-9
2000's							15.09			
2010's	13.87	13.52	12.72	12.24	12.15	10.76				

-- = No Data Reported; -- = Not Applicable; NA = Not Available; W = Withheld to avoid disclosure of individual company data

Release Date: 08/31/2017
Next Release Date: 09/29/2017

Referring Pages:

- Residential Price - Local Distribution Companies
- New York Average Price of Natural Gas Delivered to Residential and Commercial Consumers by Local Distribution and Market



NATURAL GAS

OVERVIEW DATA ANALYSIS & PROJECTIONS

GLOSSARY FAQS

Referring Pages:

- Commerical Price - Marketers
- New York Average Price of Natural Gas Delivered to Residential and Commercial Consumers by Local Distribution and Market

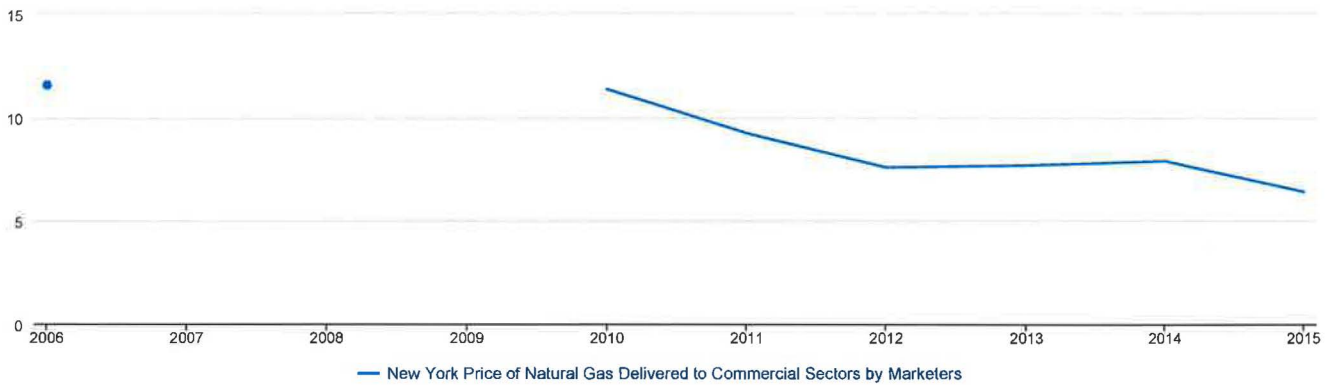
View History: Annual

Download Data (XLS File)

New York Price of Natural Gas Delivered to Commercial Sectors by Marketers

DOWNLOAD

Dollars per Thousand Cubic Feet



Source: U.S. Energy Information Administration

This series is available through the EIA open data API and can be downloaded to Excel or embedded as an interactive chart or map on your website.

New York Price of Natural Gas Delivered to Commercial Sectors by Marketers (Dollars per Thousand Cubic Feet)

Decade	Year-0	Year-1	Year-2	Year-3	Year-4	Year-5	Year-6	Year-7	Year-8	Year-9
2000's							11.56			
2010's	11.36	9.23	7.58	7.68	7.89	6.41				

-- = No Data Reported; -- = Not Applicable; NA = Not Available; W = Withheld to avoid disclosure of individual company data.

Release Date: 08/31/2017
Next Release Date: 09/29/2017

Referring Pages:

- Commerical Price - Marketers
- New York Average Price of Natural Gas Delivered to Residential and Commercial Consumers by Local Distribution and Market



U.S. Energy Information Administration

NATURAL GAS

OVERVIEW DATA ANALYSIS & PROJECTIONS

GLOSSARY › FAQs ›

Referring Pages:

- Commercial Price - Local Distribution Companies
- New York Average Price of Natural Gas Delivered to Residential and Commercial Consumers by Local Distribution and Market

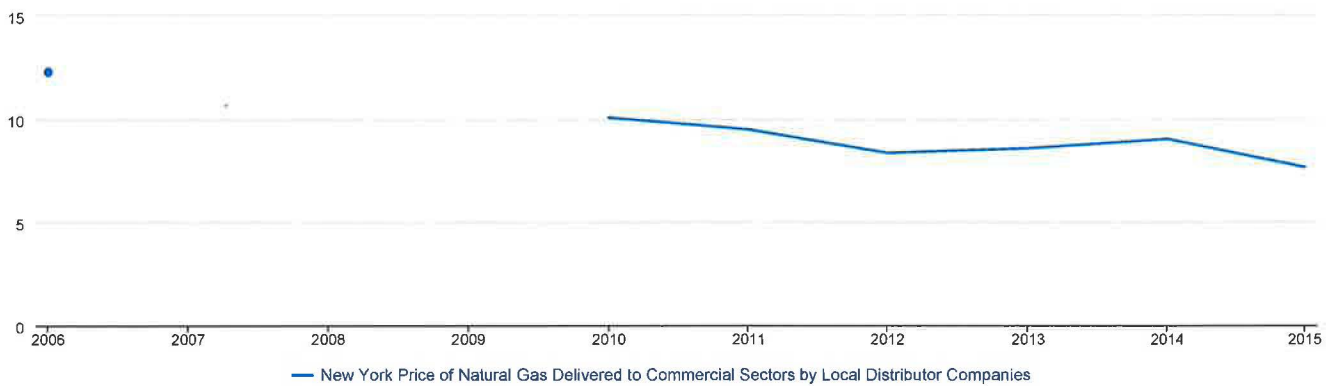
View History: Annual

Download Data (XLS File)

New York Price of Natural Gas Delivered to Commercial Sectors by Local Distributor Companies

DOWNLOAD

Dollars per Thousand Cubic Feet



Source: U.S. Energy Information Administration

This series is available through the EIA open data API and can be downloaded to Excel or embedded as an interactive chart or map on your website.

New York Price of Natural Gas Delivered to Commercial Sectors by Local Distributor Companies (Dollars per Thousand Cubic Feet)

Decade	Year-0	Year-1	Year-2	Year-3	Year-4	Year-5	Year-6	Year-7	Year-8	Year-9
2000's							12.28			
2010's	10.06	9.48	8.35	8.57	9.02	7.65				

-- = No Data Reported; - = Not Applicable; NA = Not Available; W = Withheld to avoid disclosure of individual company data.

Release Date: 08/31/2017
Next Release Date: 09/29/2017

Referring Pages:

- Commercial Price - Local Distribution Companies
- New York Average Price of Natural Gas Delivered to Residential and Commercial Consumers by Local Distribution and Market